

# Traffic Report

Traffic Overview from Sun Jul 30 2023 to Mon Oct 30 2023

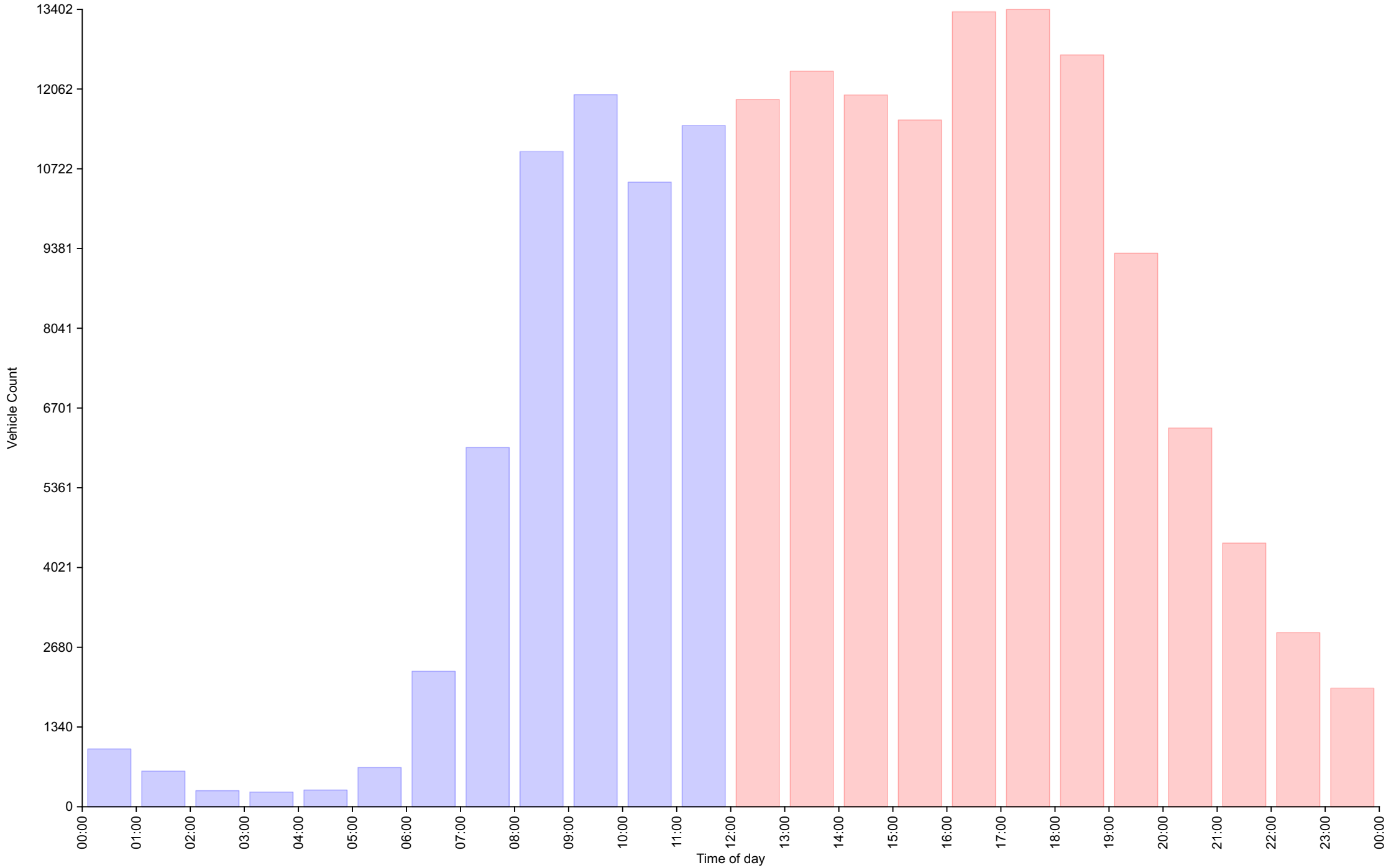
## Vehicle Speed Classes (Mph)

|          | <15       | 15<br>20  | 20<br>25   | 25<br>30    | 30<br>35     | 35<br>40      | 40<br>45    | 45<br>50   | 50<br>55   | 55<br>60  | 60<br>65 | 65<br>70 | >70      | Total        | 85th<br>Percentile |
|----------|-----------|-----------|------------|-------------|--------------|---------------|-------------|------------|------------|-----------|----------|----------|----------|--------------|--------------------|
| 00:00    | 0         | 0         | 20         | 167         | 258          | 264           | 176         | 60         | 21         | 5         | 1        | 0        | 0        | 972          | 41.9               |
| 01:00    | 0         | 0         | 10         | 71          | 153          | 185           | 116         | 52         | 10         | 2         | 1        | 0        | 0        | 600          | 42.5               |
| 02:00    | 2         | 0         | 5          | 29          | 68           | 74            | 51          | 33         | 4          | 3         | 1        | 0        | 0        | 270          | 44.0               |
| 03:00    | 1         | 0         | 2          | 31          | 51           | 69            | 53          | 31         | 7          | 3         | 0        | 0        | 0        | 248          | 44.3               |
| 04:00    | 0         | 0         | 1          | 25          | 61           | 105           | 62          | 21         | 5          | 1         | 0        | 0        | 0        | 281          | 42.5               |
| 05:00    | 0         | 0         | 6          | 62          | 103          | 184           | 183         | 99         | 16         | 7         | 0        | 0        | 0        | 660          | <b>44.6</b>        |
| 06:00    | 5         | 0         | 17         | 217         | 495          | 679           | 550         | 219        | 65         | <b>27</b> | 3        | 0        | 0        | 2277         | 43.6               |
| 07:00    | 5         | 16        | 125        | 793         | 1353         | 1841          | 1294        | 491        | <b>100</b> | 18        | 2        | <b>1</b> | 0        | 6039         | 42.5               |
| 08:00    | 3         | 28        | 155        | 1621        | 2984         | 3366          | 2126        | <b>607</b> | 97         | 23        | <b>4</b> | 0        | 0        | 11014        | 41.3               |
| 09:00    | 12        | 55        | 375        | 2086        | 3241         | <b>3417</b>   | <b>2142</b> | 546        | 81         | 11        | 1        | 1        | <b>1</b> | <b>11969</b> | 40.7               |
| 10:00    | 8         | 54        | 384        | 1831        | 2791         | 3172          | 1713        | 458        | 78         | 9         | 1        | 0        | 0        | 10499        | 40.4               |
| 11:00    | <b>13</b> | <b>77</b> | <b>402</b> | <b>2234</b> | <b>3297</b>  | 3241          | 1711        | 405        | 64         | 6         | 1        | 0        | 0        | 11451        | 39.9               |
| 12:00    | 10        | 53        | 407        | 2146        | 3612         | 3423          | 1771        | 404        | 56         | 4         | 2        | 0        | 0        | 11888        | 39.8               |
| 13:00    | <b>14</b> | <b>60</b> | <b>453</b> | 2280        | 3688         | 3629          | 1746        | 425        | 58         | 11        | 0        | 0        | 0        | 12364        | 39.8               |
| 14:00    | 9         | 44        | 352        | 2178        | 3527         | 3500          | 1849        | 417        | 75         | 11        | 2        | 2        | 0        | 11966        | 40.1               |
| 15:00    | 3         | 36        | 404        | 2221        | 3362         | 3310          | 1706        | 414        | 73         | 13        | 2        | 0        | 0        | 11544        | 40.0               |
| 16:00    | 7         | 49        | 398        | <b>2490</b> | <b>4190</b>  | 3855          | 1850        | 424        | 84         | 15        | 2        | 0        | 0        | 13364        | 39.7               |
| 17:00    | 14        | 52        | 351        | 2418        | 4050         | <b>3909</b>   | <b>1999</b> | <b>530</b> | 71         | 6         | 2        | 0        | 0        | <b>13402</b> | 40.0               |
| 18:00    | 6         | 42        | 297        | 2124        | 3802         | 3788          | 1987        | 491        | <b>87</b>  | 12        | 1        | 0        | 0        | 12637        | 40.2               |
| 19:00    | 5         | 22        | 235        | 1590        | 2665         | 2768          | 1499        | 427        | 72         | <b>17</b> | <b>4</b> | 0        | 0        | 9304         | 40.5               |
| 20:00    | 3         | 10        | 147        | 1210        | 1860         | 1790          | 933         | 334        | 67         | 10        | 3        | 1        | 0        | 6368         | 40.5               |
| 21:00    | 0         | 4         | 136        | 837         | 1329         | 1189          | 654         | 205        | 67         | 9         | 3        | 0        | 0        | 4433         | 40.5               |
| 22:00    | 1         | 7         | 66         | 557         | 876          | 784           | 429         | 147        | 51         | 4         | 2        | <b>3</b> | 0        | 2927         | 40.6               |
| 23:00    | 4         | 1         | 36         | 347         | 601          | 564           | 300         | 109        | 23         | 6         | 2        | 0        | 0        | 1993         | <b>40.7</b>        |
| AM Total | 49        | 230       | 1502       | 9167        | 14855        | <b>16597</b>  | 10177       | 3022       | 548        | 115       | 15       | 2        | 1        |              |                    |
| PM Total | 76        | 380       | 3282       | 20398       | <b>33562</b> | 32509         | 16723       | 4327       | 784        | 118       | 25       | 6        | 0        |              |                    |
| Total    | 125       | 610       | 4784       | 29565       | 48417        | <b>49106</b>  | 26900       | 7349       | 1332       | 233       | 40       | 8        | 1        |              |                    |
| Percent  | 0.07%     | 0.36%     | 2.84%      | 17.55%      | 28.74%       | <b>29.15%</b> | 15.97%      | 4.36%      | 0.79%      | 0.14%     | 0.02%    | 0.00%    | 0.00%    |              |                    |

Total Vehicles : 168470  
 30th Percentile : 30.7 MPH  
 50th Percentile : 34.1 MPH  
 85th Percentile : 40.4 MPH  
 95th Percentile : 44.2 MPH  
 Average Speed : 34.7 MPH  
 Highest Speed : 70.4 MPH

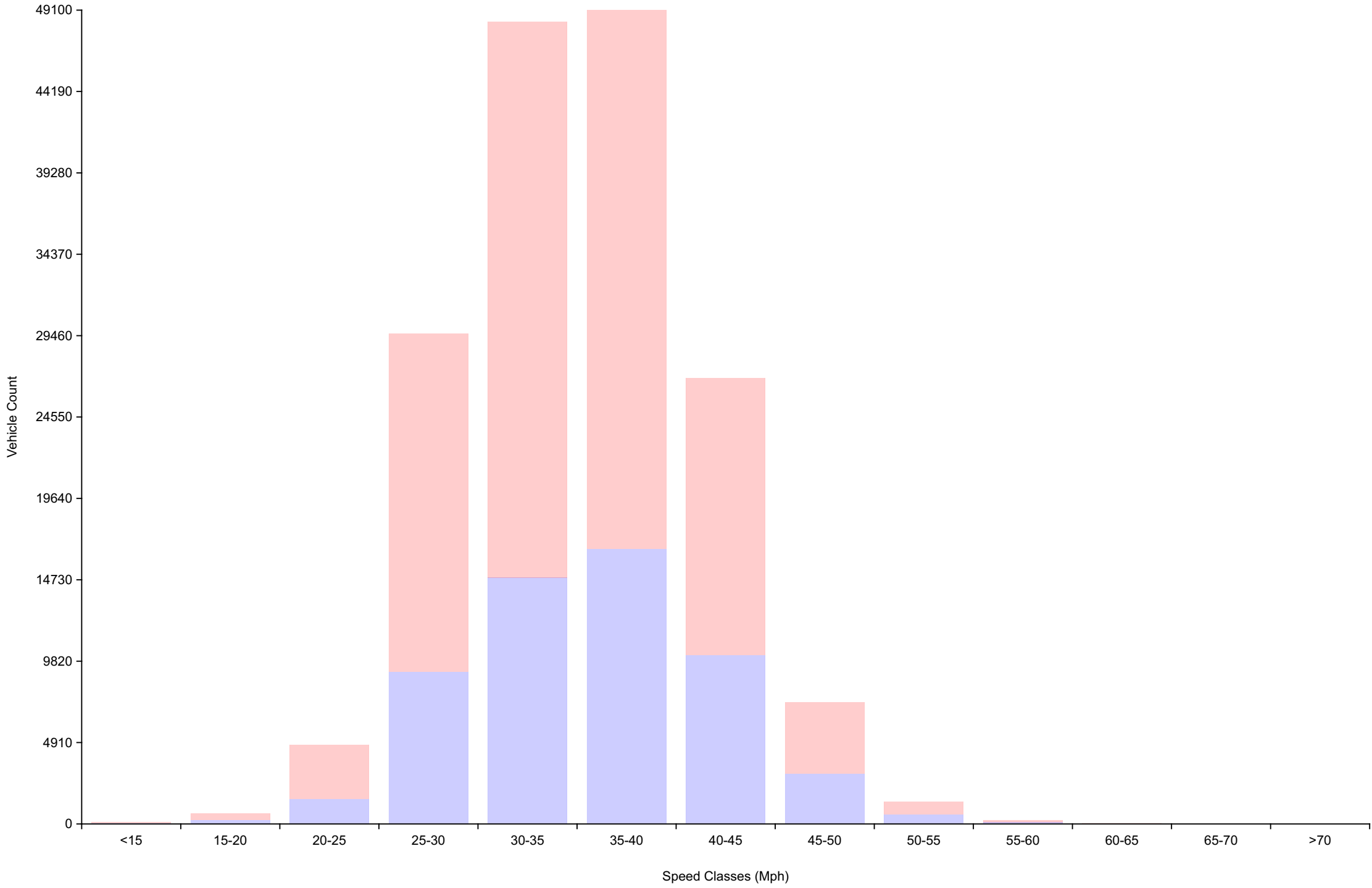
# Vehicle Counts By Hour

Traffic Overview from Sun Jul 30 2023 to Mon Oct 30 2023  
(60 Minute Resolution)



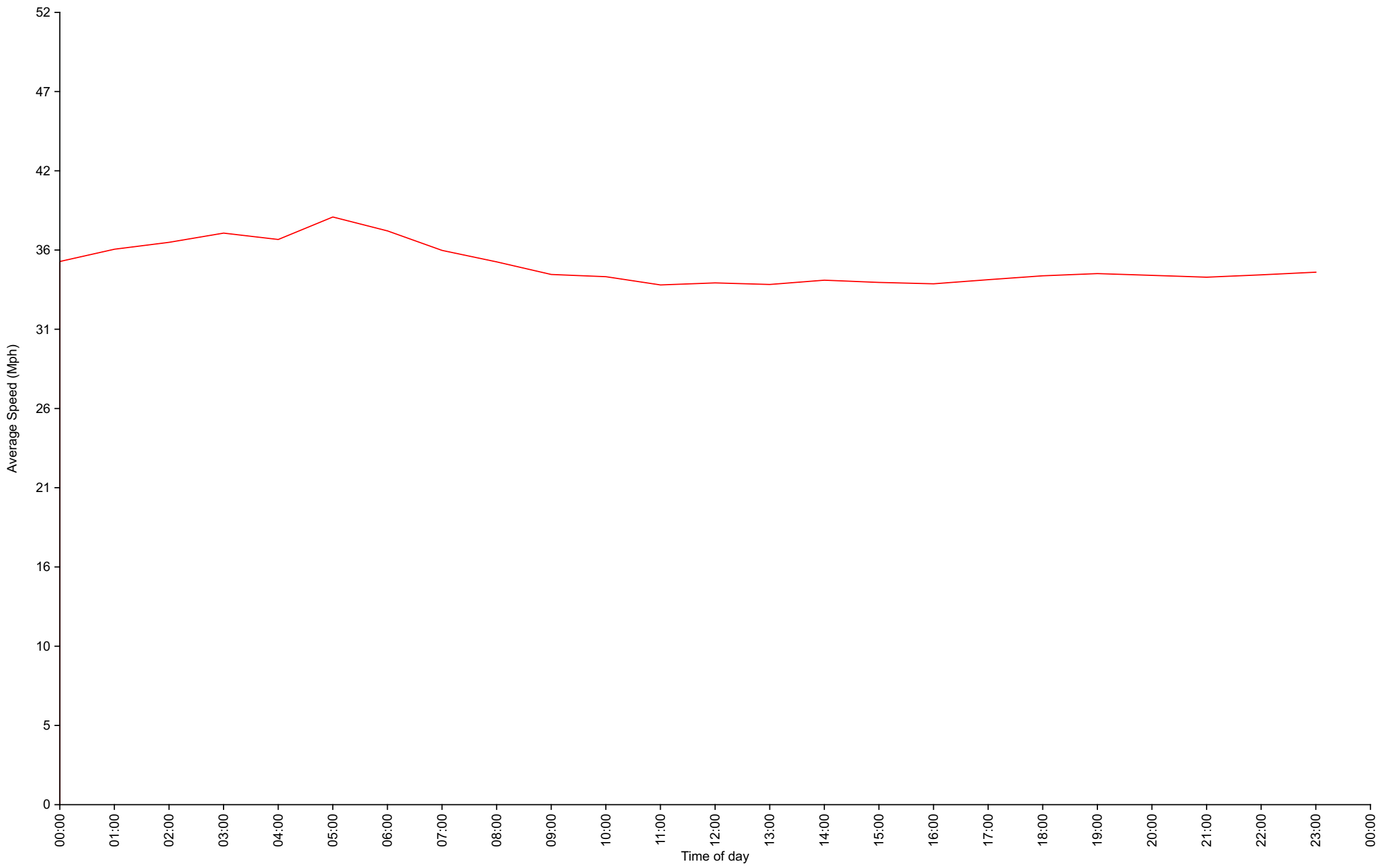
# Vehicle Counts By Speed Class

Traffic Overview from Sun Jul 30 2023 to Mon Oct 30 2023



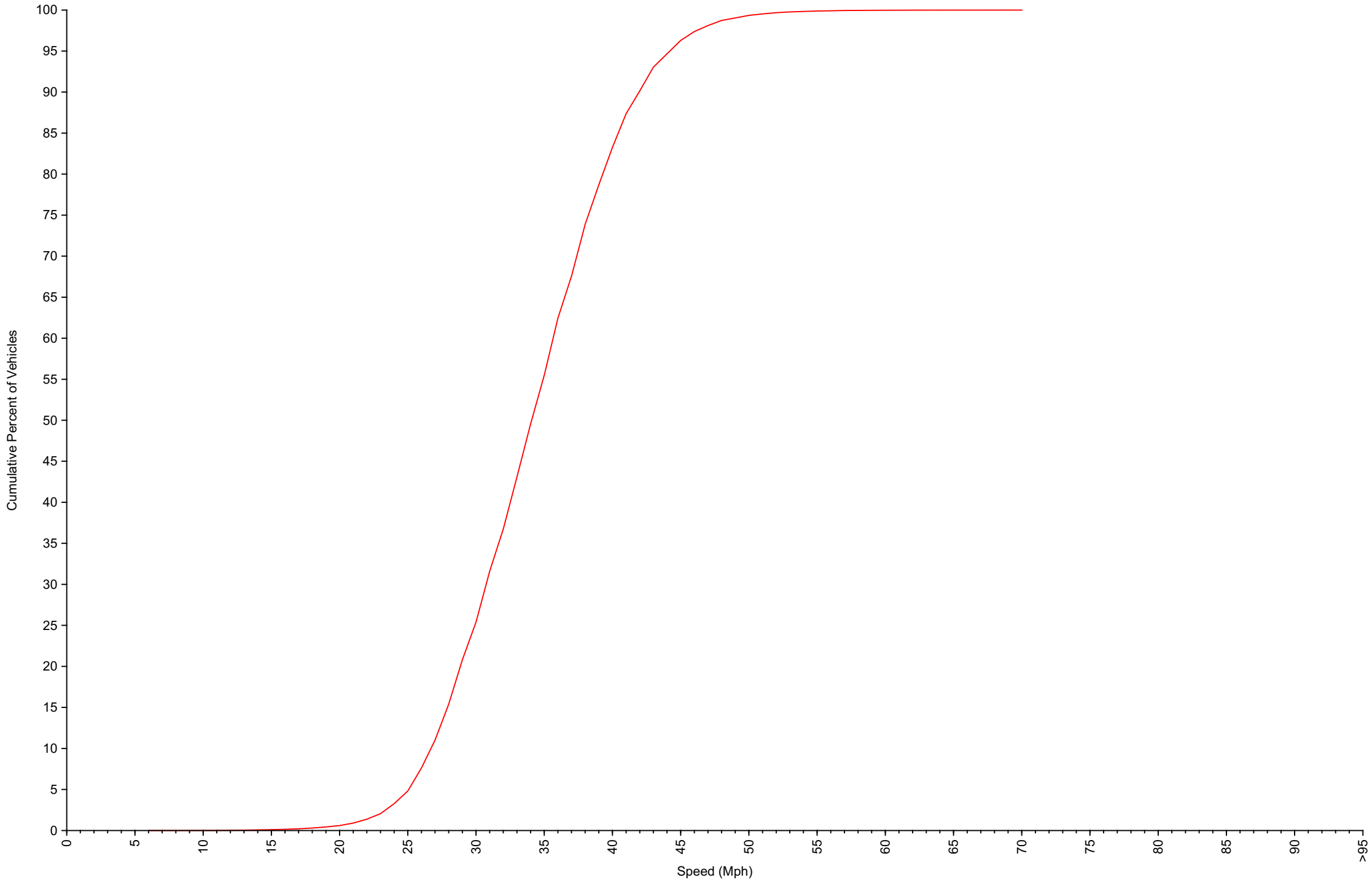
# Average Speed By Hour

Traffic Overview from Sun Jul 30 2023 to Mon Oct 30 2023  
(60 Minute Resolution)



# Cumulative Speed Distribution Curve

Traffic Overview from Sun Jul 30 2023 to Mon Oct 30 2023



# Traffic Report

Daily Overview for Sun Jul 30 2023

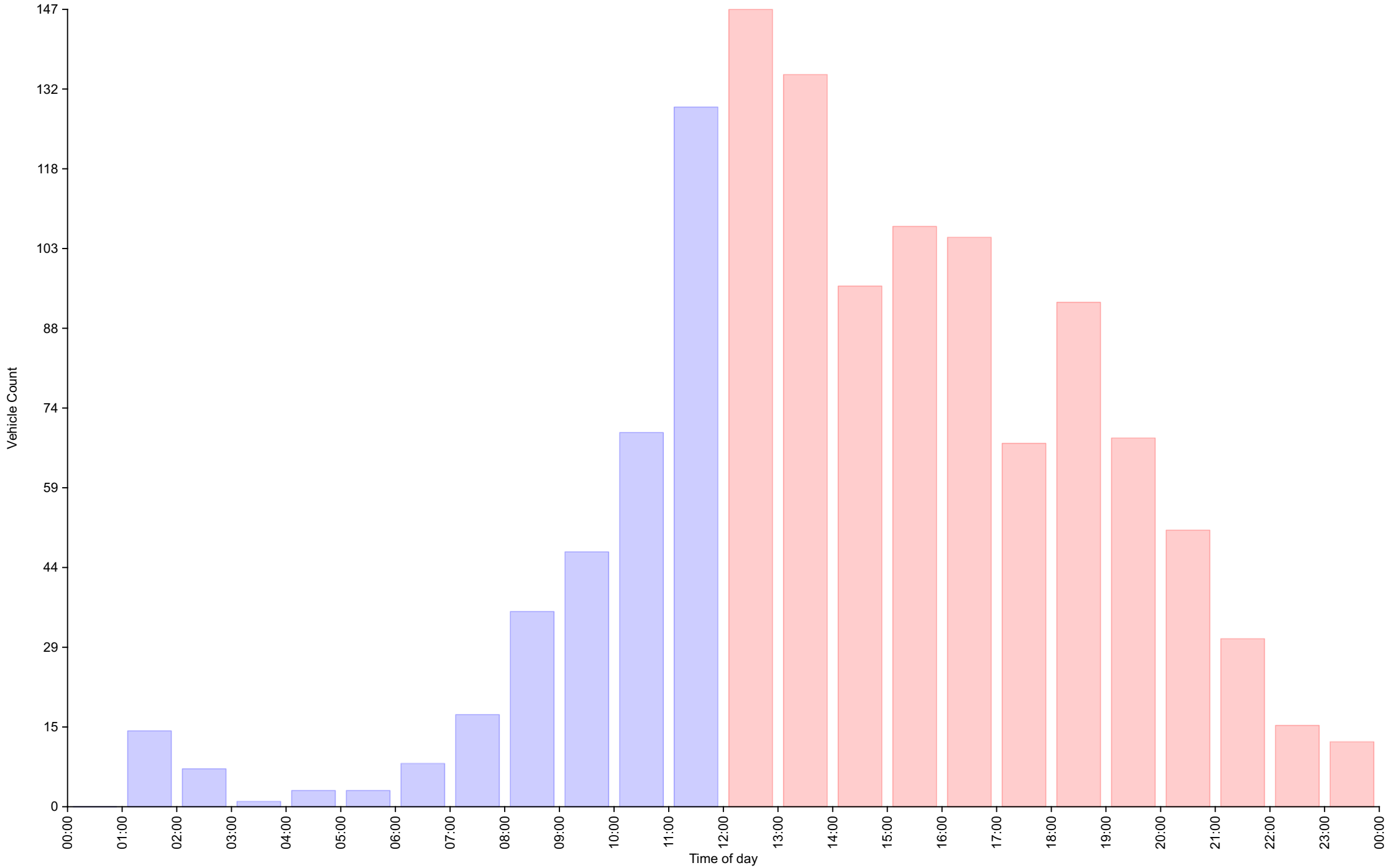
Vehicle Speed Classes (Mph)

|          | <15      | 15<br>20 | 20<br>25 | 25<br>30  | 30<br>35      | 35<br>40  | 40<br>45  | 45<br>50 | 50<br>55 | 55<br>60 | 60<br>65 | 65<br>70 | >70   | Total      | 85th<br>Percentile |
|----------|----------|----------|----------|-----------|---------------|-----------|-----------|----------|----------|----------|----------|----------|-------|------------|--------------------|
| 00:00    | 0        | 0        | 0        | 0         | 0             | 0         | 0         | 0        | 0        | 0        | 0        | 0        | 0     | 0          | 0.0                |
| 01:00    | 0        | 0        | 0        | 1         | 1             | 9         | 1         | 1        | 1        | 0        | 0        | 0        | 0     | 14         | 42.5               |
| 02:00    | 0        | 0        | 0        | 1         | 1             | 3         | 1         | 1        | 0        | 0        | 0        | 0        | 0     | 7          | 40.0               |
| 03:00    | 0        | 0        | 0        | 0         | 0             | 1         | 0         | 0        | 0        | 0        | 0        | 0        | 0     | 1          | 38.5               |
| 04:00    | 0        | 0        | 0        | 0         | 2             | 0         | 0         | 1        | 0        | 0        | 0        | 0        | 0     | 3          | 42.3               |
| 05:00    | 0        | 0        | 0        | 1         | 1             | 1         | 0         | 0        | 0        | 0        | 0        | 0        | 0     | 3          | 34.4               |
| 06:00    | <b>1</b> | 0        | 0        | 0         | 2             | 3         | 1         | 1        | 0        | 0        | 0        | 0        | 0     | 8          | 40.6               |
| 07:00    | 0        | 0        | 0        | 2         | 2             | 0         | 9         | 1        | 1        | <b>2</b> | 0        | 0        | 0     | 17         | <b>49.3</b>        |
| 08:00    | 0        | 0        | 2        | 2         | 4             | 8         | 10        | <b>8</b> | <b>2</b> | 0        | 0        | 0        | 0     | 36         | 45.6               |
| 09:00    | 0        | 0        | 2        | 4         | 9             | 11        | 15        | 3        | 2        | 0        | 0        | <b>1</b> | 0     | 47         | 43.5               |
| 10:00    | 0        | 0        | 4        | 12        | 17            | 17        | 16        | 1        | 2        | 0        | 0        | 0        | 0     | 69         | 40.3               |
| 11:00    | 0        | 0        | <b>8</b> | <b>31</b> | <b>31</b>     | <b>36</b> | <b>17</b> | 6        | 0        | 0        | 0        | 0        | 0     | <b>129</b> | 39.7               |
| 12:00    | 0        | 0        | 6        | 18        | 39            | <b>50</b> | <b>27</b> | <b>6</b> | 1        | 0        | 0        | 0        | 0     | <b>147</b> | 40.4               |
| 13:00    | 0        | 0        | 1        | 17        | <b>47</b>     | 37        | 24        | 6        | <b>3</b> | 0        | 0        | 0        | 0     | 135        | 41.0               |
| 14:00    | 0        | 0        | 6        | 21        | 33            | 25        | 9         | 1        | 1        | 0        | 0        | 0        | 0     | 96         | 38.0               |
| 15:00    | 0        | 0        | 3        | 28        | 38            | 28        | 7         | 2        | 0        | <b>1</b> | 0        | 0        | 0     | 107        | 37.7               |
| 16:00    | 0        | 0        | 3        | <b>33</b> | 34            | 23        | 10        | 2        | 0        | 0        | 0        | 0        | 0     | 105        | 38.3               |
| 17:00    | 0        | 0        | <b>8</b> | 11        | 16            | 25        | 5         | 1        | 0        | 1        | 0        | 0        | 0     | 67         | 37.9               |
| 18:00    | 0        | 0        | 3        | 14        | 42            | 17        | 15        | 2        | 0        | 0        | 0        | 0        | 0     | 93         | 39.3               |
| 19:00    | 0        | 0        | 2        | 9         | 12            | 27        | 12        | 6        | 0        | 0        | 0        | 0        | 0     | 68         | 41.0               |
| 20:00    | 0        | 0        | 0        | 5         | 14            | 19        | 6         | 4        | 3        | 0        | 0        | 0        | 0     | 51         | 41.7               |
| 21:00    | 0        | 0        | 1        | 5         | 6             | 6         | 10        | 2        | 1        | 0        | 0        | 0        | 0     | 31         | <b>41.8</b>        |
| 22:00    | 0        | 0        | 0        | 5         | 4             | 4         | 1         | 0        | 1        | 0        | 0        | 0        | 0     | 15         | 34.9               |
| 23:00    | 0        | 0        | 0        | 1         | 2             | 6         | 1         | 2        | 0        | 0        | 0        | 0        | 0     | 12         | 41.0               |
| AM Total | 1        | 0        | 16       | 54        | 70            | <b>89</b> | 70        | 23       | 8        | 2        | 0        | 1        | 0     |            |                    |
| PM Total | 0        | 0        | 33       | 167       | <b>287</b>    | 267       | 127       | 34       | 10       | 2        | 0        | 0        | 0     |            |                    |
| Total    | 1        | 0        | 49       | 221       | <b>357</b>    | 356       | 197       | 57       | 18       | 4        | 0        | 1        | 0     |            |                    |
| Percent  | 0.08%    | 0.00%    | 3.89%    | 17.53%    | <b>28.31%</b> | 28.23%    | 15.62%    | 4.52%    | 1.43%    | 0.32%    | 0.00%    | 0.08%    | 0.00% |            |                    |

Total Vehicles : 1261  
 30th Percentile : 30.7 MPH  
 50th Percentile : 34.0 MPH  
 85th Percentile : 40.4 MPH  
 95th Percentile : 44.8 MPH  
 Average Speed : 34.7 MPH  
 Highest Speed : 68.7 MPH

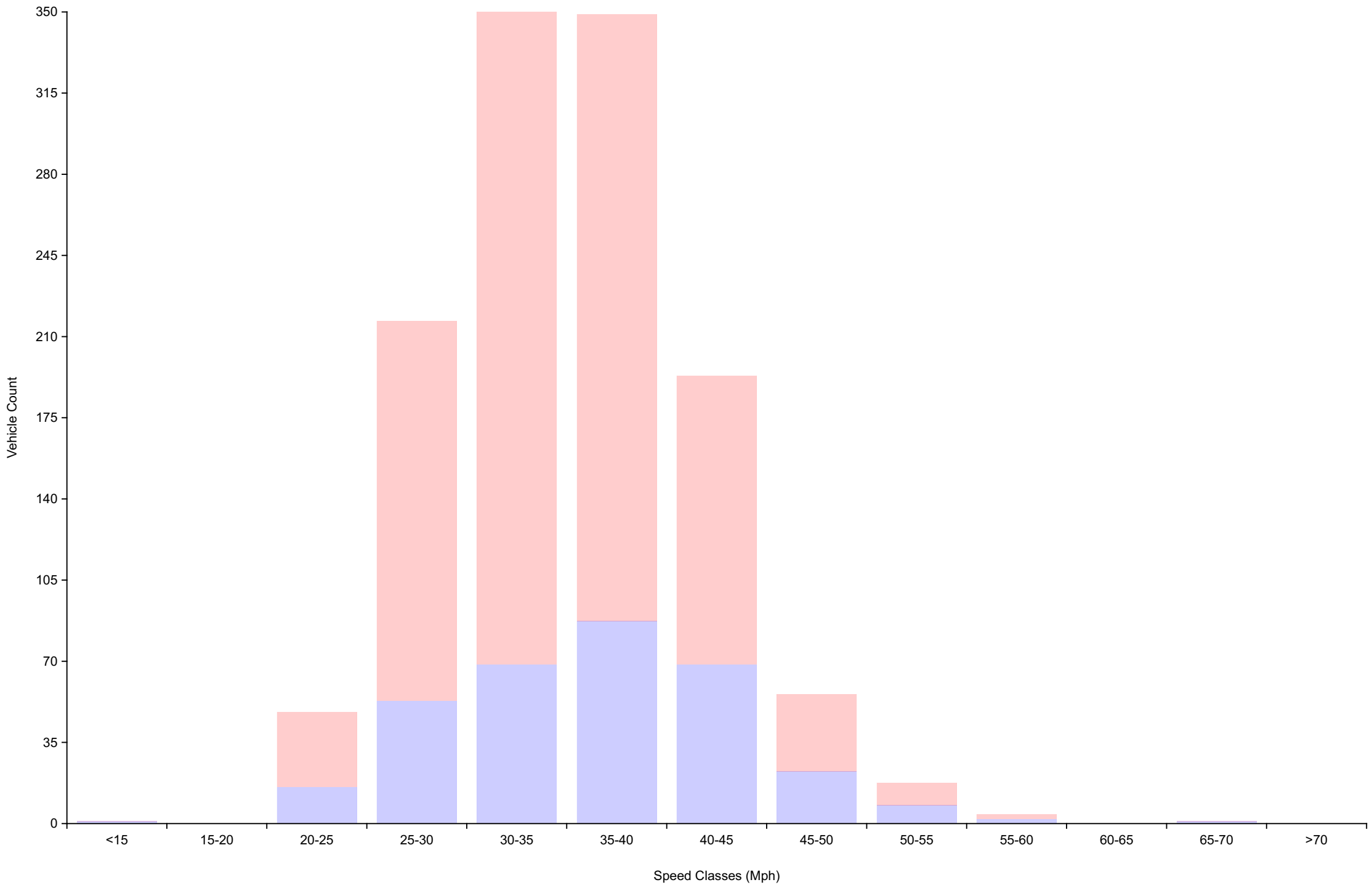
# Vehicle Counts By Hour

Daily Overview for Sun Jul 30 2023  
(60 Minute Resolution)



# Vehicle Counts By Speed Class

## Daily Overview for Sun Jul 30 2023

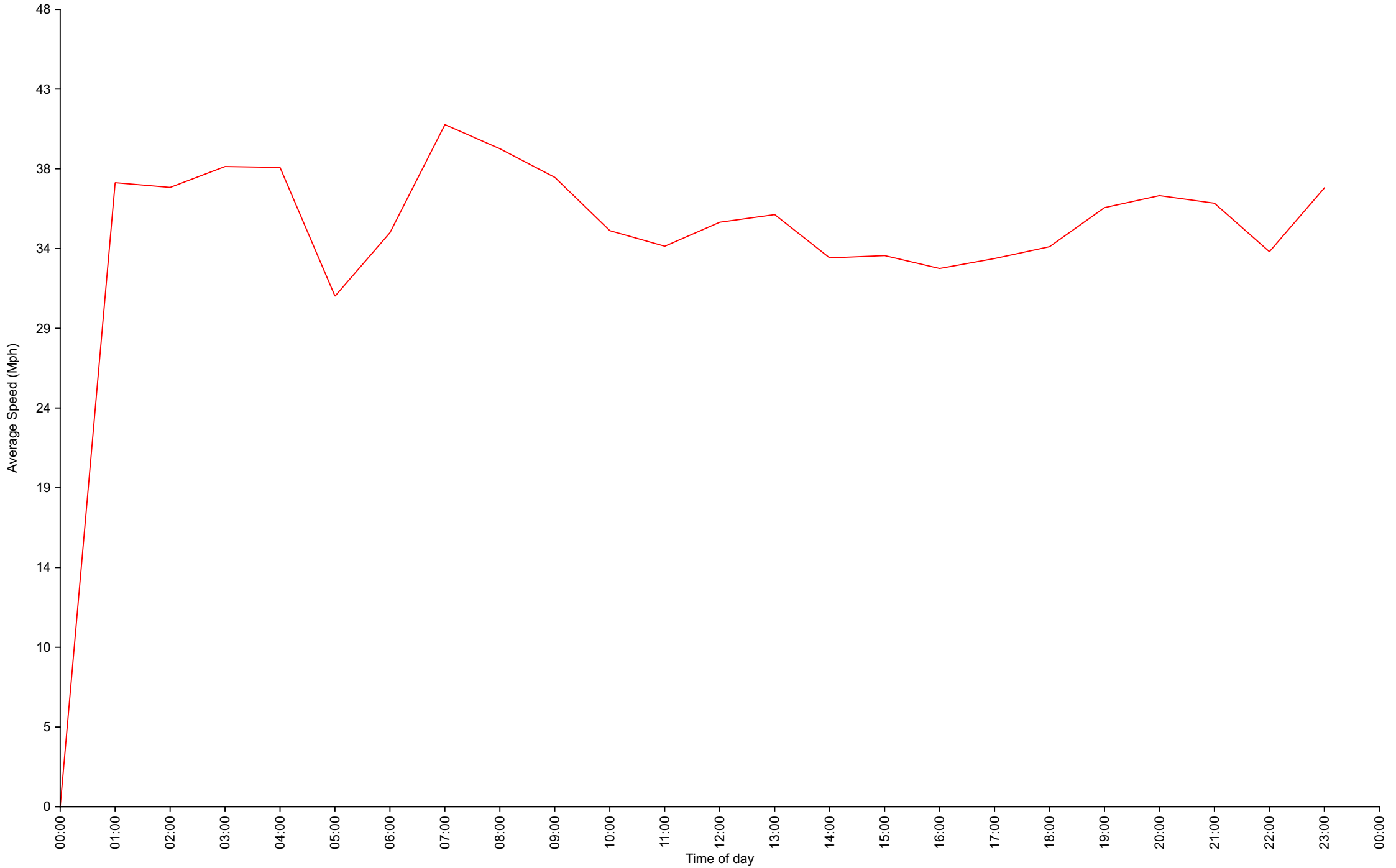




# Average Speed By Hour

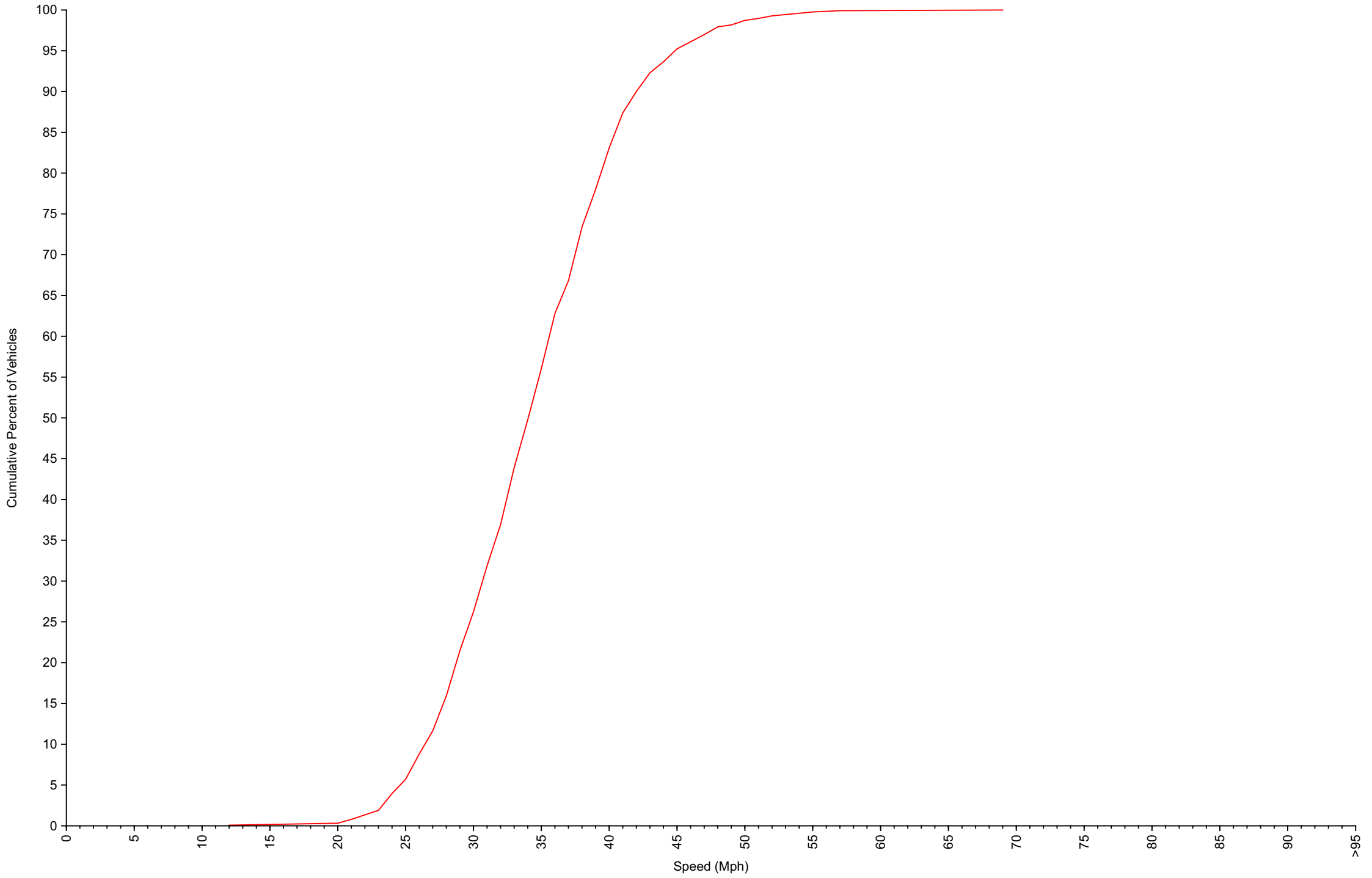
## Daily Overview for Sun Jul 30 2023

(60 Minute Resolution)



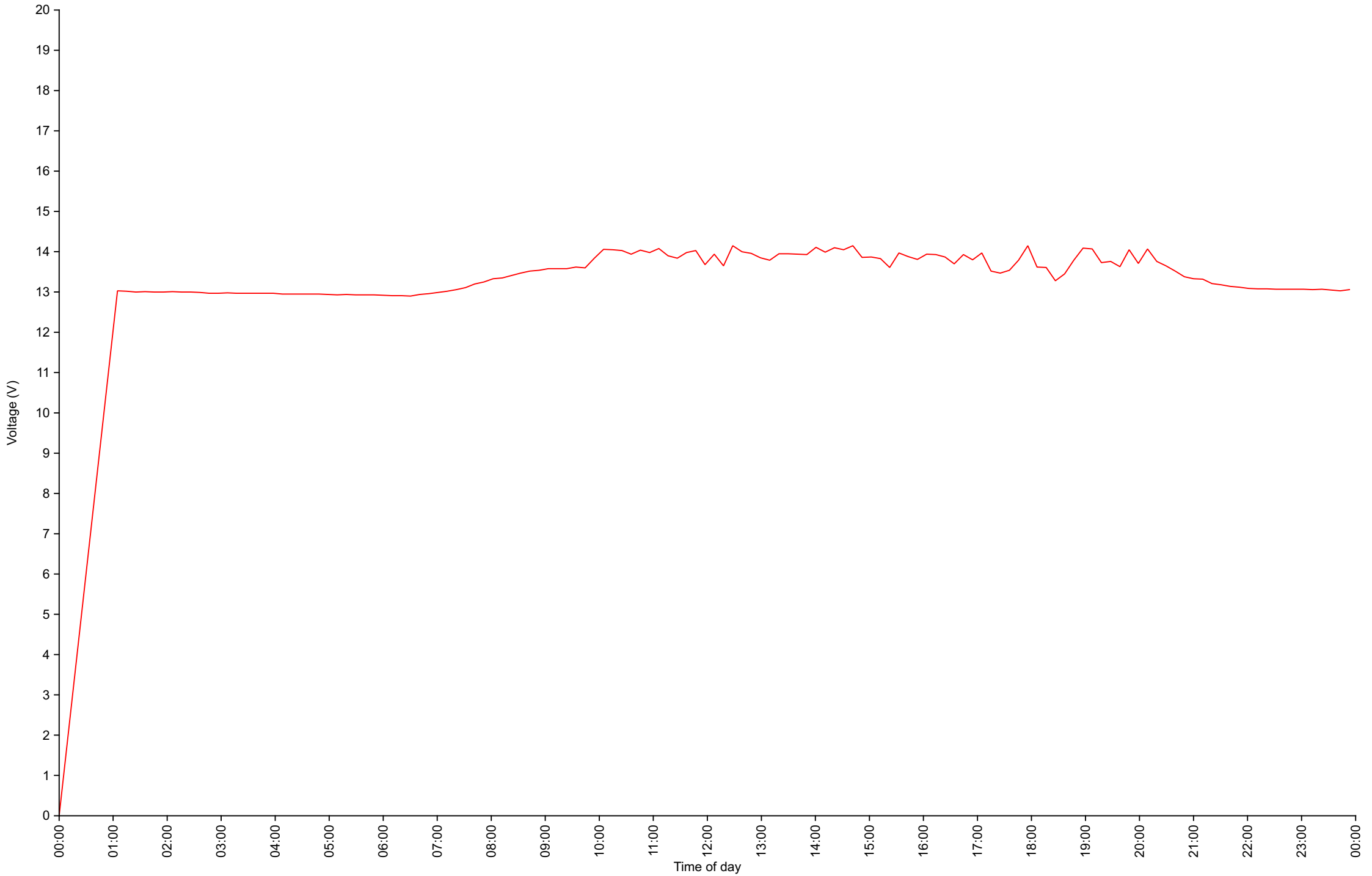
# Cumulative Speed Distribution Curve

## Daily Overview for Sun Jul 30 2023



# Voltage

## Daily Overview for Sun Jul 30 2023



# Traffic Report

Daily Overview for Mon Jul 31 2023

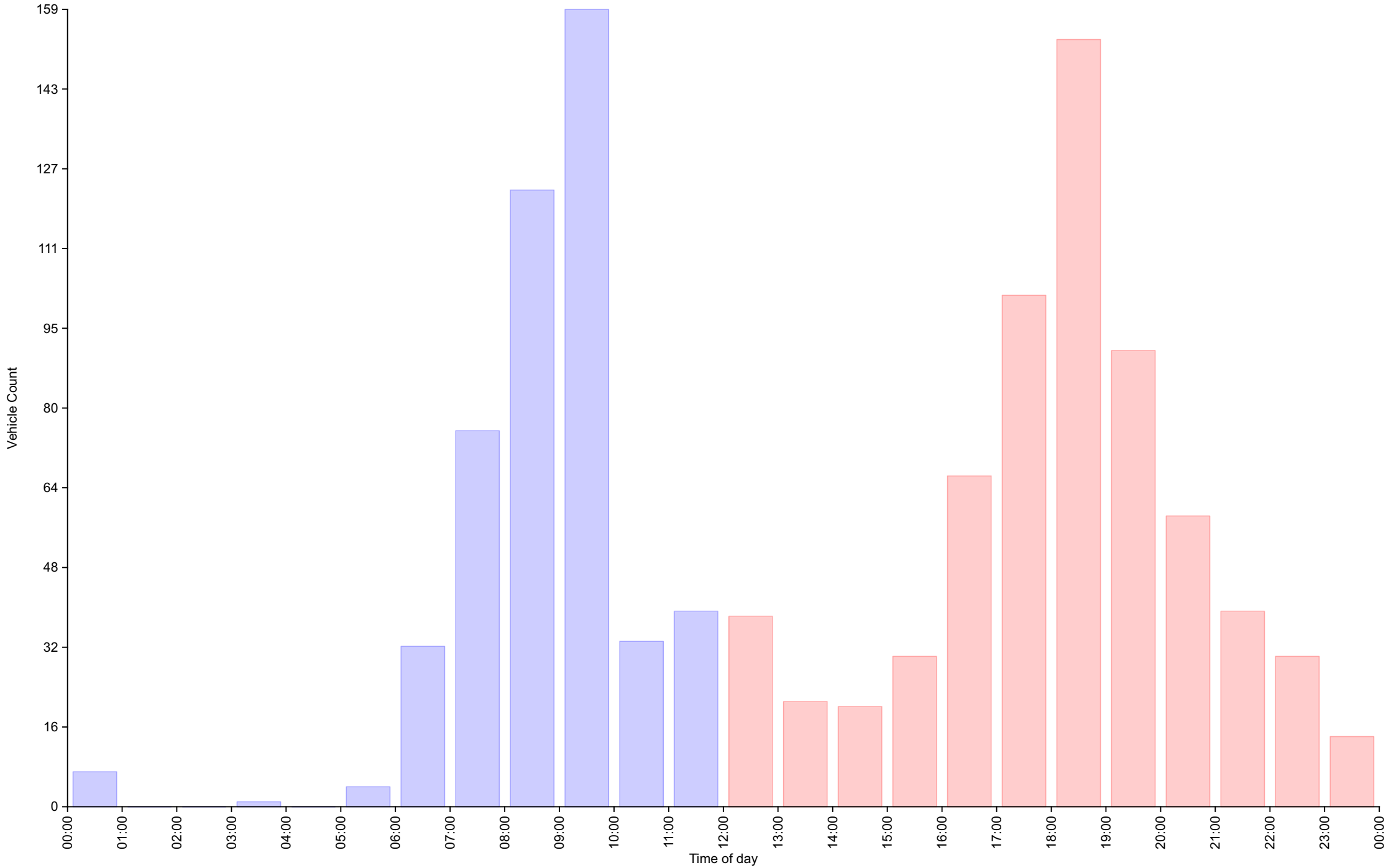
Vehicle Speed Classes (Mph)

|          | <15   | 15<br>20 | 20<br>25 | 25<br>30  | 30<br>35   | 35<br>40      | 40<br>45  | 45<br>50  | 50<br>55 | 55<br>60 | 60<br>65 | 65<br>70 | >70   | Total      | 85th<br>Percentile |
|----------|-------|----------|----------|-----------|------------|---------------|-----------|-----------|----------|----------|----------|----------|-------|------------|--------------------|
| 00:00    | 0     | 0        | 0        | 3         | 1          | 1             | 0         | 0         | <b>2</b> | 0        | 0        | 0        | 0     | 7          | <b>49.4</b>        |
| 01:00    | 0     | 0        | 0        | 0         | 0          | 0             | 0         | 0         | 0        | 0        | 0        | 0        | 0     | 0          | 0.0                |
| 02:00    | 0     | 0        | 0        | 0         | 0          | 0             | 0         | 0         | 0        | 0        | 0        | 0        | 0     | 0          | 0.0                |
| 03:00    | 0     | 0        | 0        | 0         | 0          | 1             | 0         | 0         | 0        | 0        | 0        | 0        | 0     | 1          | 36.6               |
| 04:00    | 0     | 0        | 0        | 0         | 0          | 0             | 0         | 0         | 0        | 0        | 0        | 0        | 0     | 0          | 0.0                |
| 05:00    | 0     | 0        | 0        | 1         | 0          | 1             | 1         | 0         | 0        | <b>1</b> | 0        | 0        | 0     | 4          | 47.0               |
| 06:00    | 0     | 0        | 0        | 4         | 6          | 11            | 7         | 3         | 1        | 0        | 0        | 0        | 0     | 32         | 43.2               |
| 07:00    | 0     | 0        | 0        | 3         | 18         | 24            | 21        | <b>7</b>  | 2        | 0        | 0        | 0        | 0     | 75         | 43.5               |
| 08:00    | 0     | 0        | 4        | 29        | 37         | 35            | 16        | 2         | 0        | 0        | 0        | 0        | 0     | 123        | 38.8               |
| 09:00    | 0     | 0        | <b>9</b> | <b>39</b> | <b>38</b>  | <b>44</b>     | <b>26</b> | 3         | 0        | 0        | 0        | 0        | 0     | <b>159</b> | 40.0               |
| 10:00    | 0     | 0        | 0        | 4         | 5          | 13            | 6         | 3         | 2        | 0        | 0        | 0        | 0     | 33         | 44.1               |
| 11:00    | 0     | <b>1</b> | 1        | 4         | 6          | 12            | 14        | 1         | 0        | 0        | 0        | 0        | 0     | 39         | 41.5               |
| 12:00    | 0     | 0        | 1        | 3         | 13         | 10            | 7         | 3         | 0        | 0        | <b>1</b> | 0        | 0     | 38         | 42.3               |
| 13:00    | 0     | 0        | 0        | 1         | 8          | 7             | 4         | 1         | 0        | 0        | 0        | 0        | 0     | 21         | 39.9               |
| 14:00    | 0     | 0        | 0        | 8         | 4          | 7             | 1         | 0         | 0        | 0        | 0        | 0        | 0     | 20         | 38.0               |
| 15:00    | 0     | 0        | 1        | 5         | 9          | 8             | 6         | 1         | 0        | 0        | 0        | 0        | 0     | 30         | 40.2               |
| 16:00    | 0     | 0        | 1        | 16        | 14         | 24            | 8         | 2         | 0        | 1        | 0        | 0        | 0     | 66         | 39.4               |
| 17:00    | 0     | 0        | 0        | 14        | 25         | 30            | 19        | <b>12</b> | <b>2</b> | 0        | 0        | 0        | 0     | 102        | 43.7               |
| 18:00    | 0     | 0        | <b>3</b> | <b>25</b> | <b>52</b>  | <b>42</b>     | <b>23</b> | 8         | 0        | 0        | 0        | 0        | 0     | <b>153</b> | 40.1               |
| 19:00    | 0     | 0        | 2        | 10        | 24         | 19            | 23        | 11        | 2        | 0        | 0        | 0        | 0     | 91         | 43.8               |
| 20:00    | 0     | 0        | 0        | 11        | 10         | 16            | 15        | 5         | 1        | 0        | 0        | 0        | 0     | 58         | 43.5               |
| 21:00    | 0     | 0        | 1        | 4         | 12         | 8             | 9         | 4         | 1        | 0        | 0        | 0        | 0     | 39         | 42.6               |
| 22:00    | 0     | 0        | 1        | 8         | 10         | 6             | 3         | 2         | 0        | 0        | 0        | 0        | 0     | 30         | 39.5               |
| 23:00    | 0     | 0        | 1        | 1         | 1          | 4             | 4         | 1         | 0        | <b>2</b> | 0        | 0        | 0     | 14         | <b>45.6</b>        |
| AM Total | 0     | 1        | 14       | 87        | 111        | <b>142</b>    | 91        | 19        | 7        | 1        | 0        | 0        | 0     |            |                    |
| PM Total | 0     | 0        | 11       | 106       | <b>182</b> | 181           | 122       | 50        | 6        | 3        | 1        | 0        | 0     |            |                    |
| Total    | 0     | 1        | 25       | 193       | 293        | <b>323</b>    | 213       | 69        | 13       | 4        | 1        | 0        | 0     |            |                    |
| Percent  | 0.00% | 0.09%    | 2.20%    | 17.00%    | 25.81%     | <b>28.46%</b> | 18.77%    | 6.08%     | 1.15%    | 0.35%    | 0.09%    | 0.00%    | 0.00% |            |                    |

Total Vehicles : 1135  
 30th Percentile : 31.1 MPH  
 50th Percentile : 34.8 MPH  
 85th Percentile : 41.5 MPH  
 95th Percentile : 45.4 MPH  
 Average Speed : 35.5 MPH  
 Highest Speed : 62.0 MPH

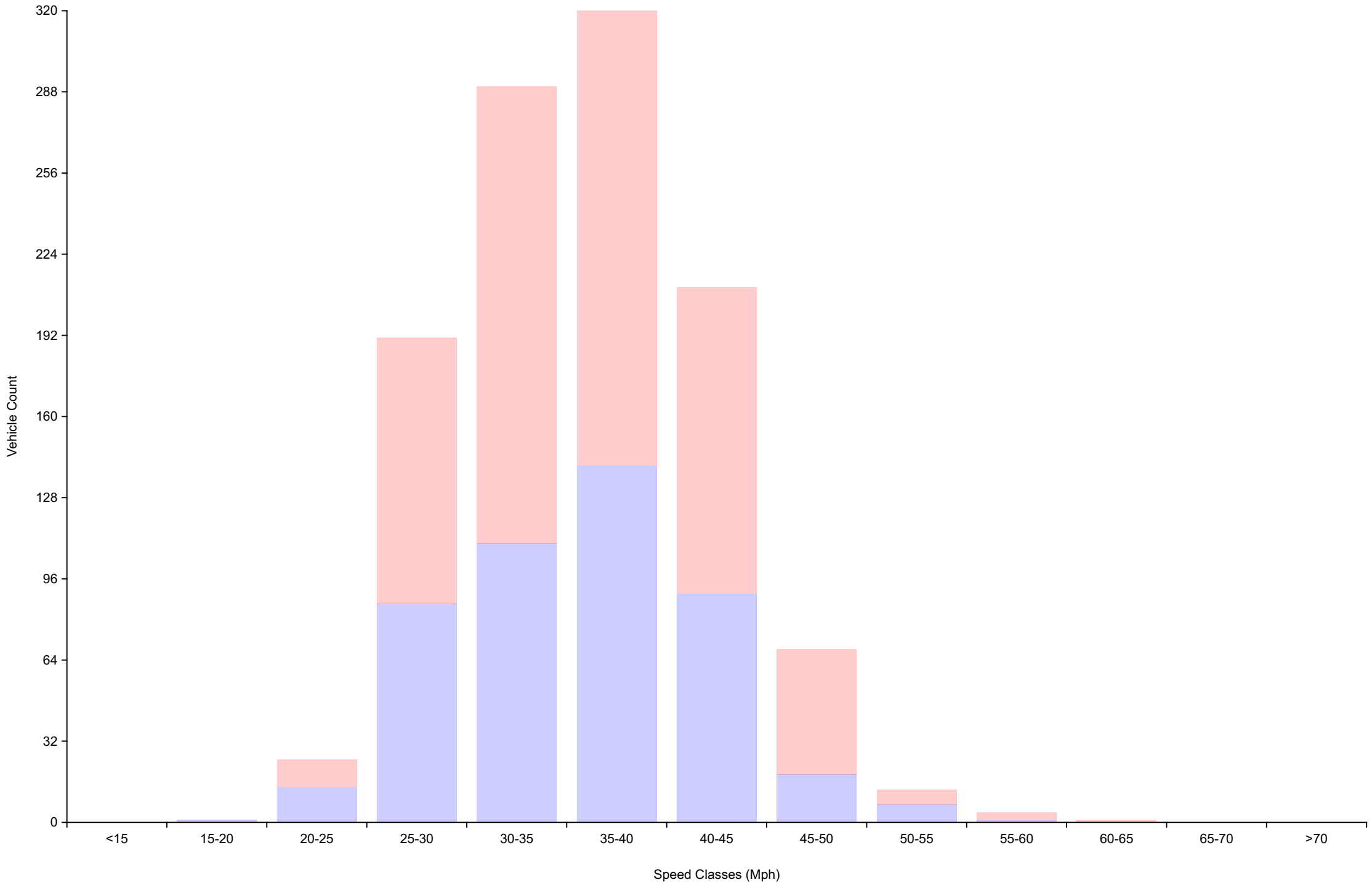
# Vehicle Counts By Hour

Daily Overview for Mon Jul 31 2023  
(60 Minute Resolution)



# Vehicle Counts By Speed Class

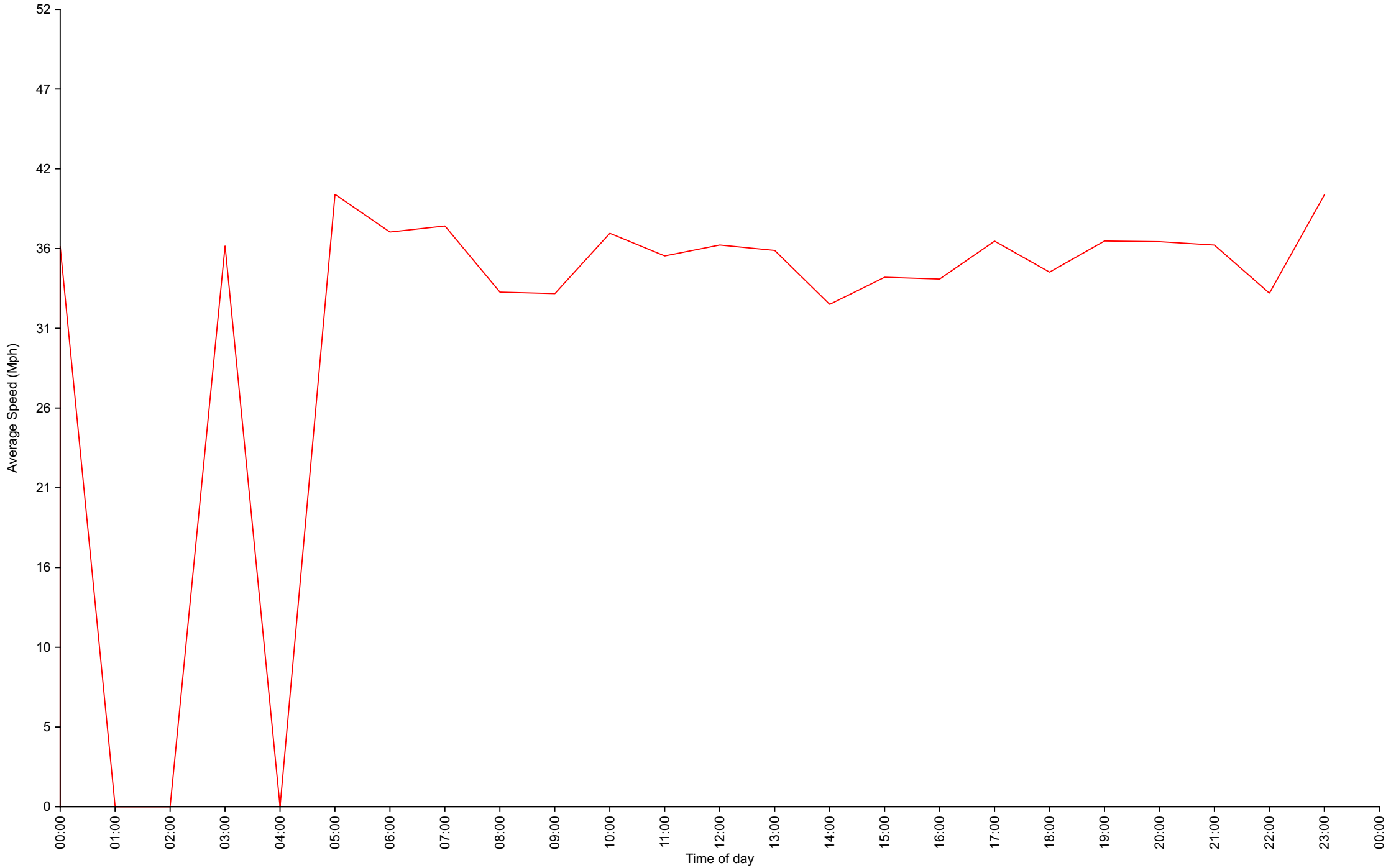
## Daily Overview for Mon Jul 31 2023



# Average Speed By Hour

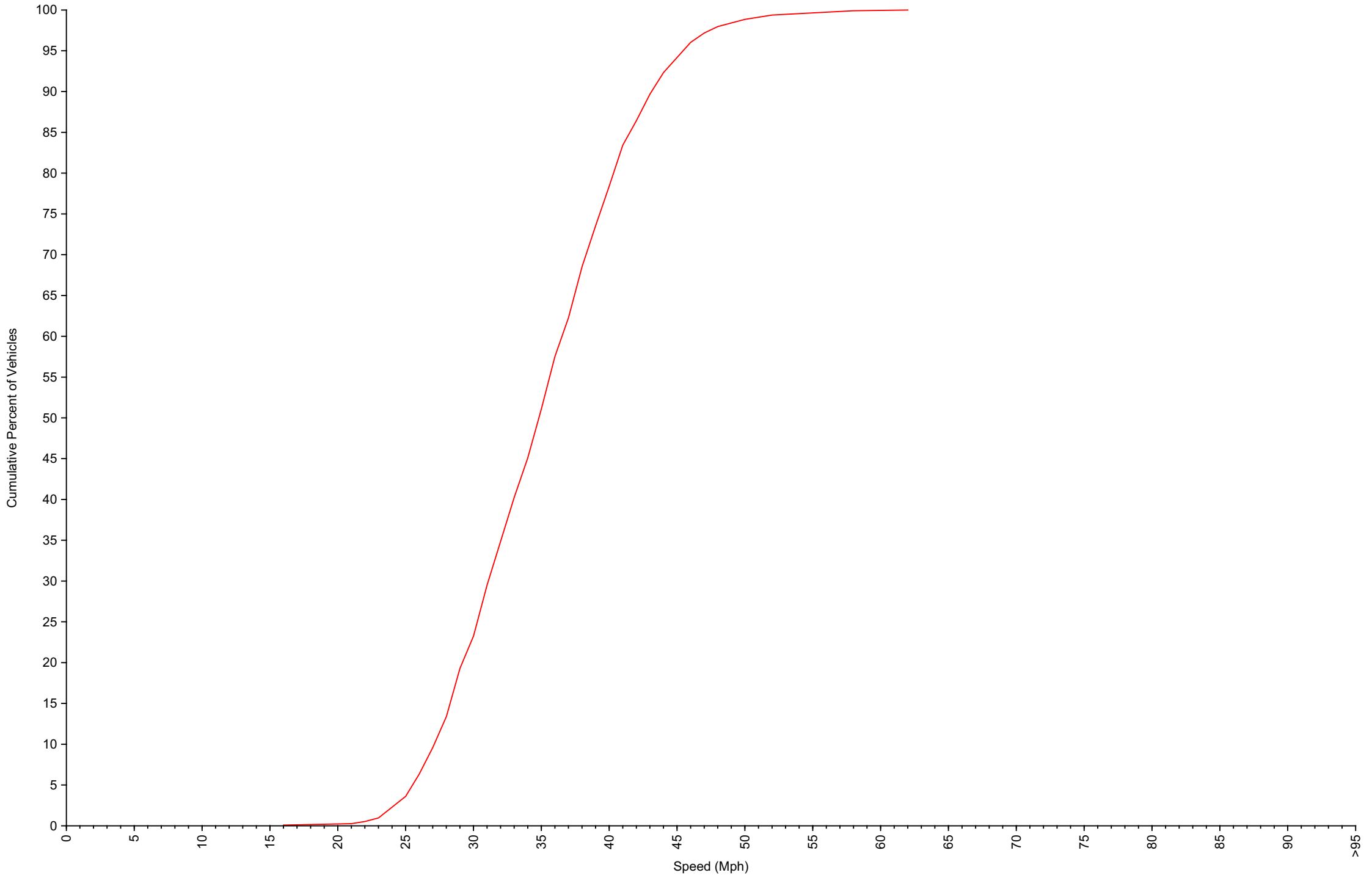
## Daily Overview for Mon Jul 31 2023

(60 Minute Resolution)



# Cumulative Speed Distribution Curve

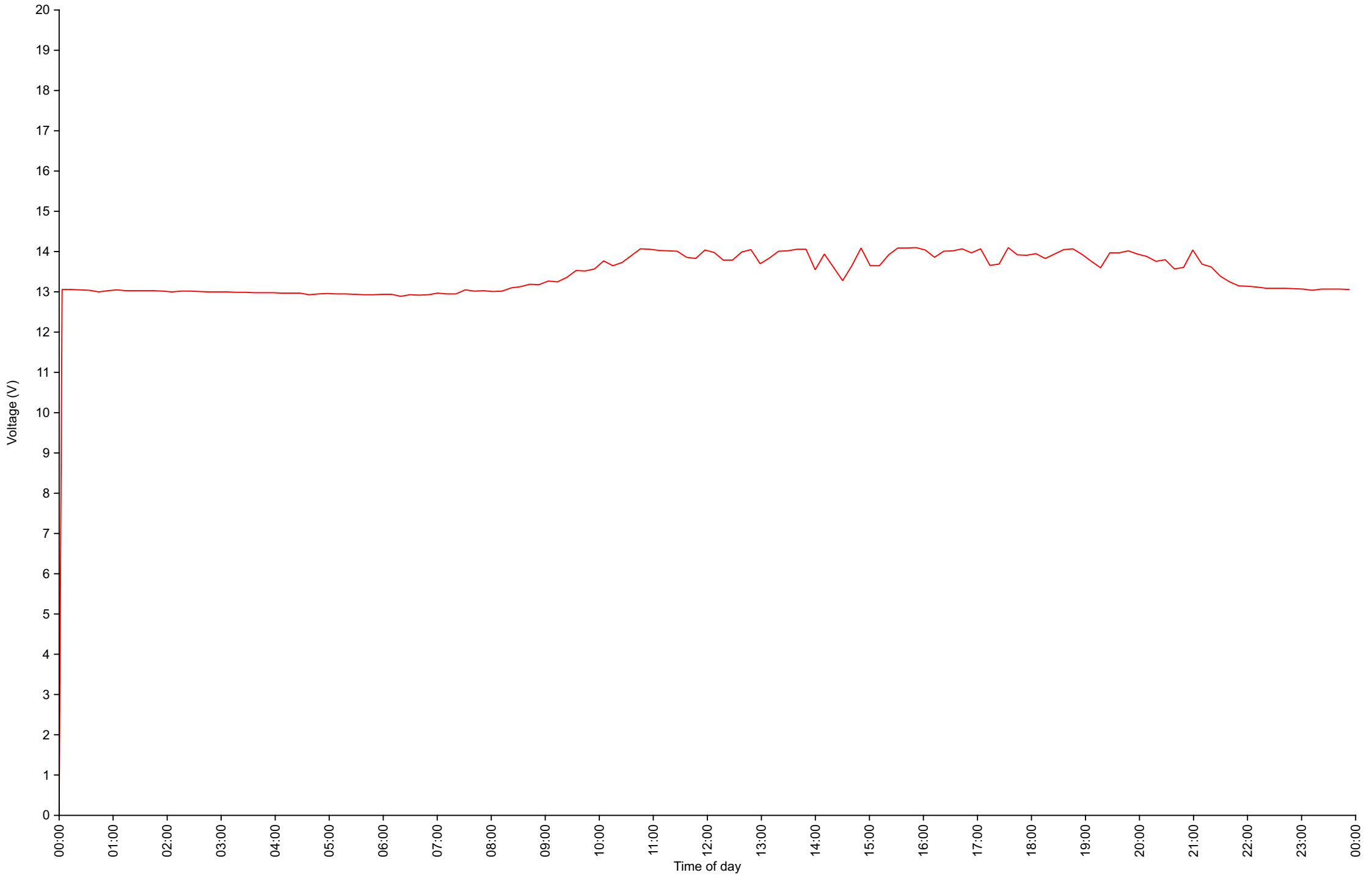
## Daily Overview for Mon Jul 31 2023





# Voltage

## Daily Overview for Mon Jul 31 2023



# Traffic Report

Daily Overview for Tue Aug 1 2023

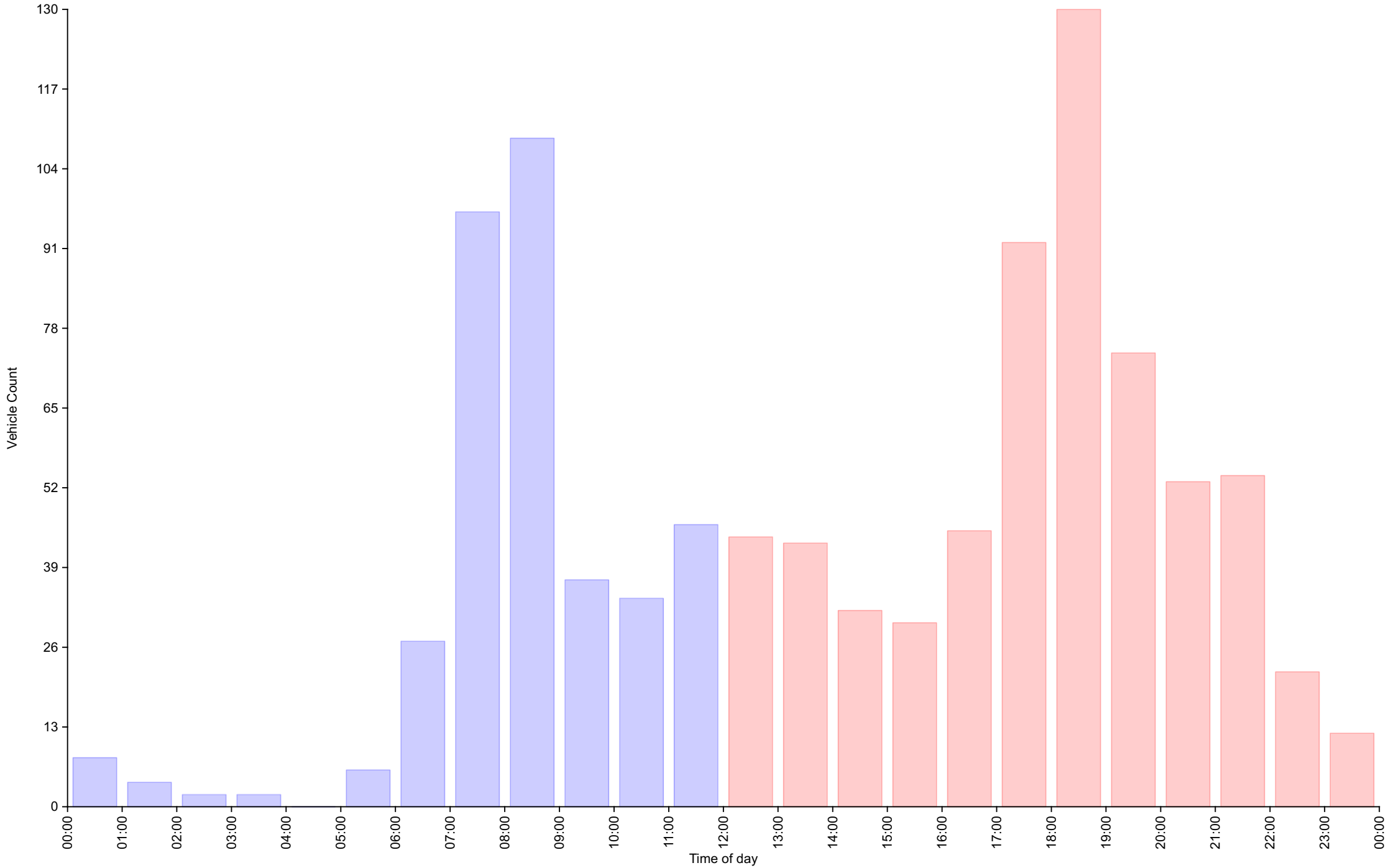
Vehicle Speed Classes (Mph)

|          | <15      | 15<br>20 | 20<br>25 | 25<br>30  | 30<br>35  | 35<br>40      | 40<br>45  | 45<br>50 | 50<br>55 | 55<br>60 | 60<br>65 | 65<br>70 | >70   | Total      | 85th<br>Percentile |
|----------|----------|----------|----------|-----------|-----------|---------------|-----------|----------|----------|----------|----------|----------|-------|------------|--------------------|
| 00:00    | 0        | 0        | 0        | 3         | 1         | 0             | 2         | 2        | 0        | 0        | 0        | 0        | 0     | 8          | 45.4               |
| 01:00    | 0        | 0        | 0        | 1         | 1         | 0             | 2         | 0        | 0        | 0        | 0        | 0        | 0     | 4          | 41.2               |
| 02:00    | 0        | 0        | 0        | 0         | 0         | 0             | 0         | 2        | 0        | 0        | 0        | 0        | 0     | 2          | 47.7               |
| 03:00    | 0        | 0        | 0        | 0         | 0         | 1             | 1         | 0        | 0        | 0        | 0        | 0        | 0     | 2          | 39.8               |
| 04:00    | 0        | 0        | 0        | 0         | 0         | 0             | 0         | 0        | 0        | 0        | 0        | 0        | 0     | 0          | 0.0                |
| 05:00    | 0        | 0        | 0        | 0         | 0         | 3             | 1         | 2        | 0        | 0        | 0        | 0        | 0     | 6          | <b>47.1</b>        |
| 06:00    | 0        | 0        | 0        | 1         | 4         | 10            | 8         | 3        | 0        | 0        | <b>1</b> | 0        | 0     | 27         | 43.0               |
| 07:00    | 0        | 0        | 1        | <b>13</b> | 11        | 32            | <b>30</b> | <b>6</b> | <b>3</b> | <b>1</b> | 0        | 0        | 0     | 97         | 43.1               |
| 08:00    | 0        | 0        | 0        | 13        | <b>32</b> | <b>34</b>     | 24        | 5        | 0        | 1        | 0        | 0        | 0     | <b>109</b> | 40.9               |
| 09:00    | 0        | 0        | <b>2</b> | 2         | 8         | 15            | 7         | 3        | 0        | 0        | 0        | 0        | 0     | 37         | 43.2               |
| 10:00    | 0        | 0        | 0        | 6         | 7         | 13            | 3         | 4        | 1        | 0        | 0        | 0        | 0     | 34         | 43.8               |
| 11:00    | <b>1</b> | 0        | 2        | 10        | 8         | 10            | 11        | 3        | 1        | 0        | 0        | 0        | 0     | 46         | 43.3               |
| 12:00    | 0        | 0        | <b>3</b> | 4         | 7         | 20            | 8         | 0        | 1        | <b>1</b> | 0        | 0        | 0     | 44         | 41.4               |
| 13:00    | 0        | 0        | 1        | 5         | 11        | 11            | 9         | <b>6</b> | 0        | 0        | 0        | 0        | 0     | 43         | 42.9               |
| 14:00    | 0        | 0        | 0        | 7         | 9         | 6             | 7         | 3        | 0        | 0        | 0        | 0        | 0     | 32         | 40.8               |
| 15:00    | 0        | 0        | 2        | 5         | 5         | 6             | 9         | 3        | 0        | 0        | 0        | 0        | 0     | 30         | 41.5               |
| 16:00    | 0        | <b>1</b> | 0        | 6         | 16        | 10            | 8         | 3        | 1        | 0        | 0        | 0        | 0     | 45         | 40.3               |
| 17:00    | <b>1</b> | 0        | 0        | <b>19</b> | 27        | 21            | 18        | 6        | 0        | 0        | 0        | 0        | 0     | 92         | 41.1               |
| 18:00    | 0        | 0        | 1        | 18        | <b>38</b> | <b>43</b>     | <b>27</b> | 3        | 0        | 0        | 0        | 0        | 0     | <b>130</b> | 40.5               |
| 19:00    | 0        | 0        | 2        | 6         | 23        | 22            | 13        | 6        | <b>2</b> | 0        | 0        | 0        | 0     | 74         | 41.6               |
| 20:00    | 0        | 0        | 1        | 6         | 14        | 18            | 8         | 5        | 1        | 0        | 0        | 0        | 0     | 53         | 43.0               |
| 21:00    | 0        | 0        | 0        | 6         | 17        | 17            | 9         | 4        | 0        | 1        | 0        | 0        | 0     | 54         | 41.6               |
| 22:00    | 0        | 0        | 0        | 1         | 9         | 7             | 5         | 0        | 0        | 0        | 0        | 0        | 0     | 22         | 39.9               |
| 23:00    | 0        | 0        | 0        | 4         | 3         | 1             | 2         | 2        | 0        | 0        | 0        | 0        | 0     | 12         | <b>44.2</b>        |
| AM Total | 1        | 0        | 5        | 49        | 72        | <b>118</b>    | 89        | 30       | 5        | 2        | 1        | 0        | 0     |            |                    |
| PM Total | 1        | 1        | 10       | 87        | 179       | <b>182</b>    | 123       | 41       | 5        | 2        | 0        | 0        | 0     |            |                    |
| Total    | 2        | 1        | 15       | 136       | 251       | <b>300</b>    | 212       | 71       | 10       | 4        | 1        | 0        | 0     |            |                    |
| Percent  | 0.20%    | 0.10%    | 1.50%    | 13.56%    | 25.02%    | <b>29.91%</b> | 21.14%    | 7.08%    | 1.00%    | 0.40%    | 0.10%    | 0.00%    | 0.00% |            |                    |

Total Vehicles : 1003  
 30th Percentile : 32.3 MPH  
 50th Percentile : 35.6 MPH  
 85th Percentile : 42.1 MPH  
 95th Percentile : 45.6 MPH  
 Average Speed : 36.1 MPH  
 Highest Speed : 61.7 MPH

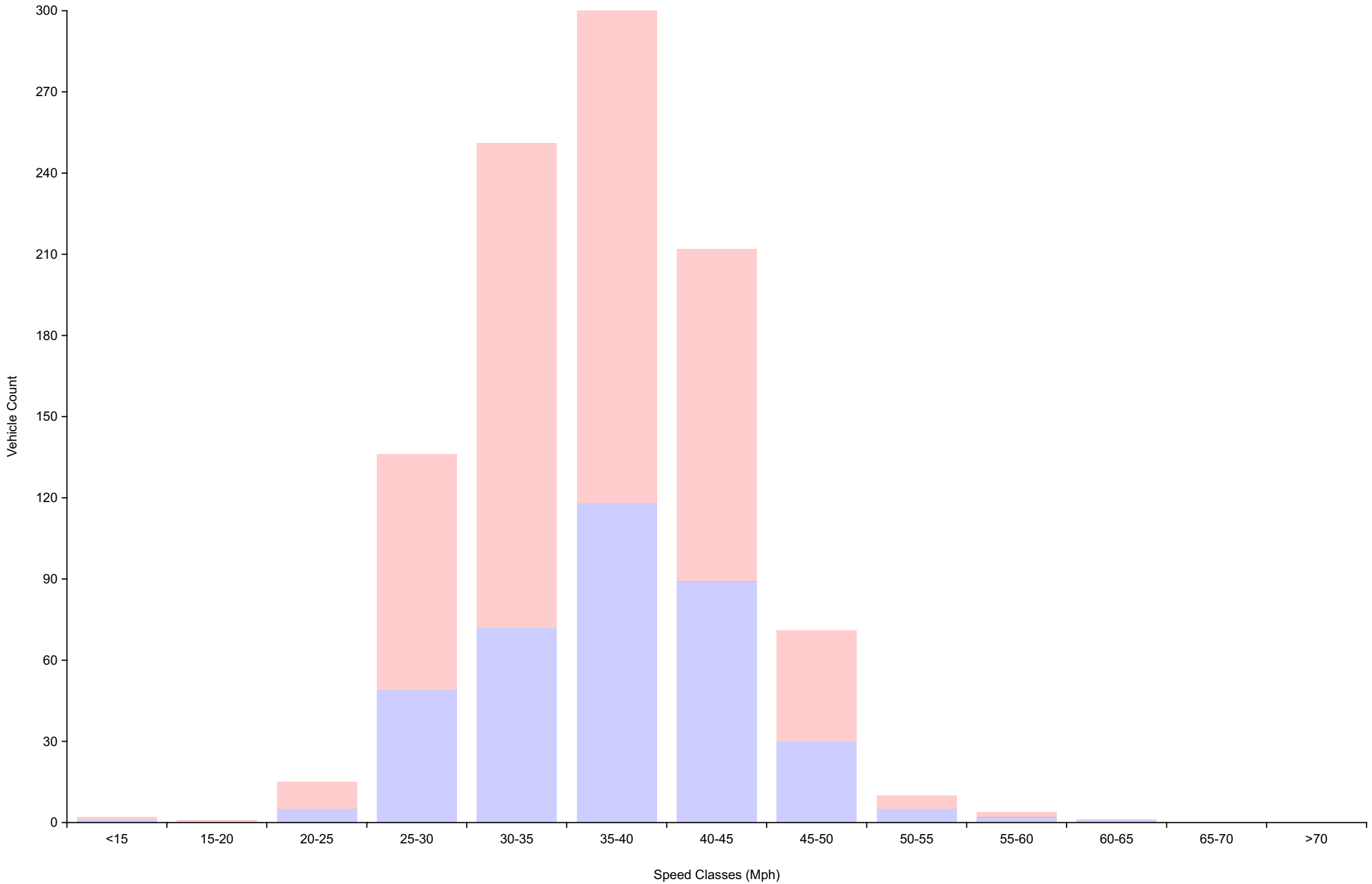
# Vehicle Counts By Hour

Daily Overview for Tue Aug 1 2023  
(60 Minute Resolution)



# Vehicle Counts By Speed Class

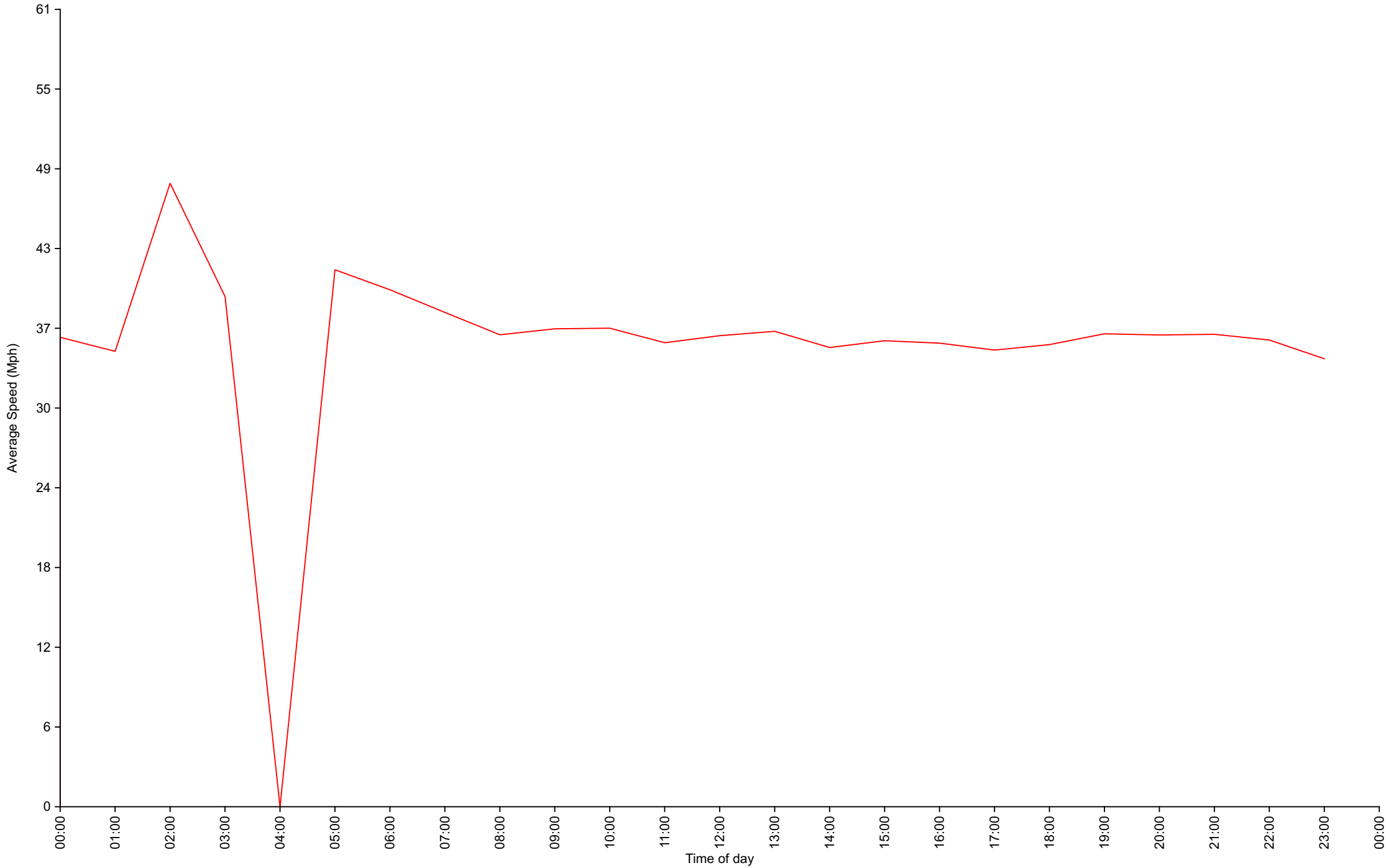
## Daily Overview for Tue Aug 1 2023



# Average Speed By Hour

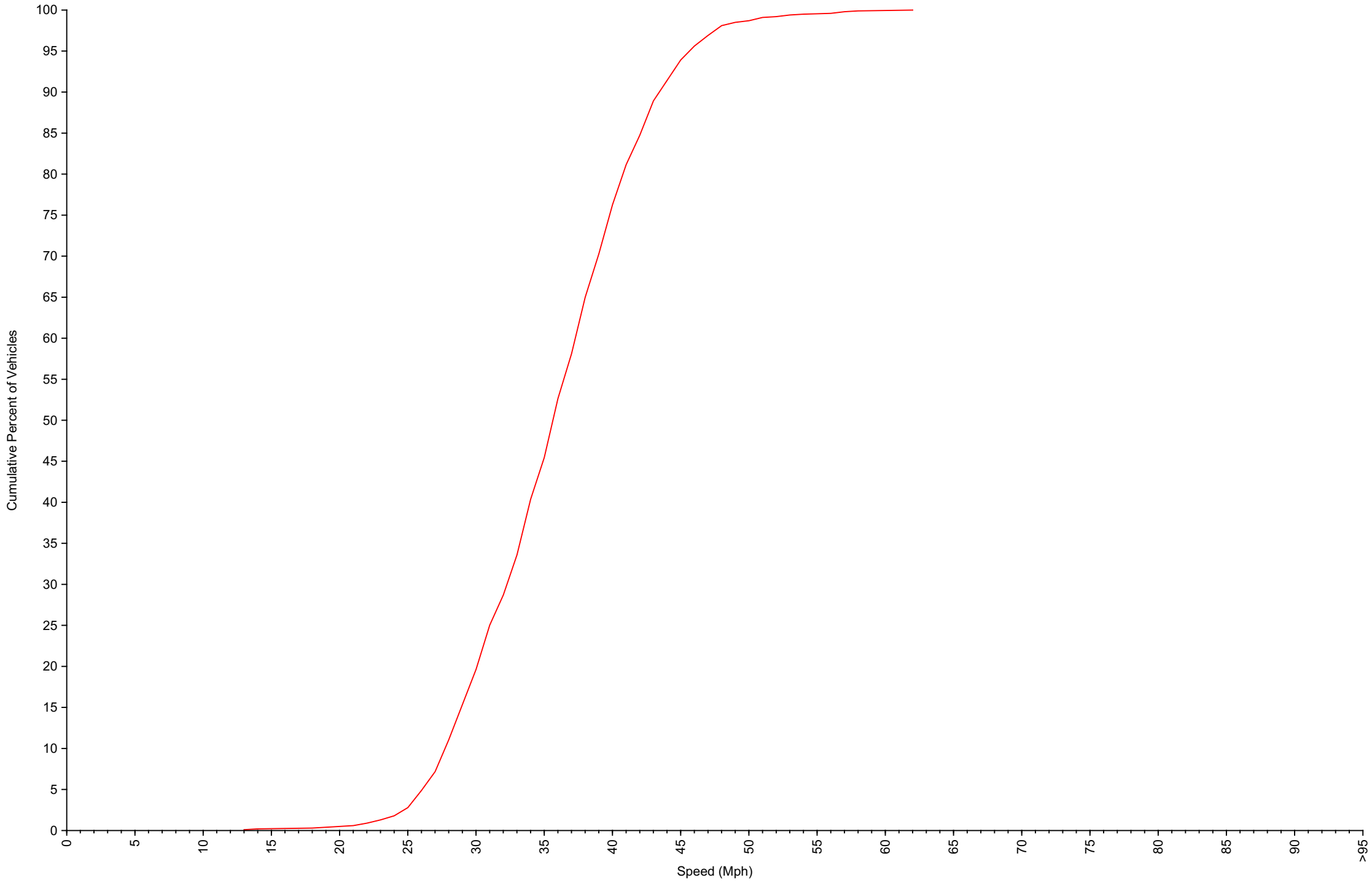
## Daily Overview for Tue Aug 1 2023

(60 Minute Resolution)



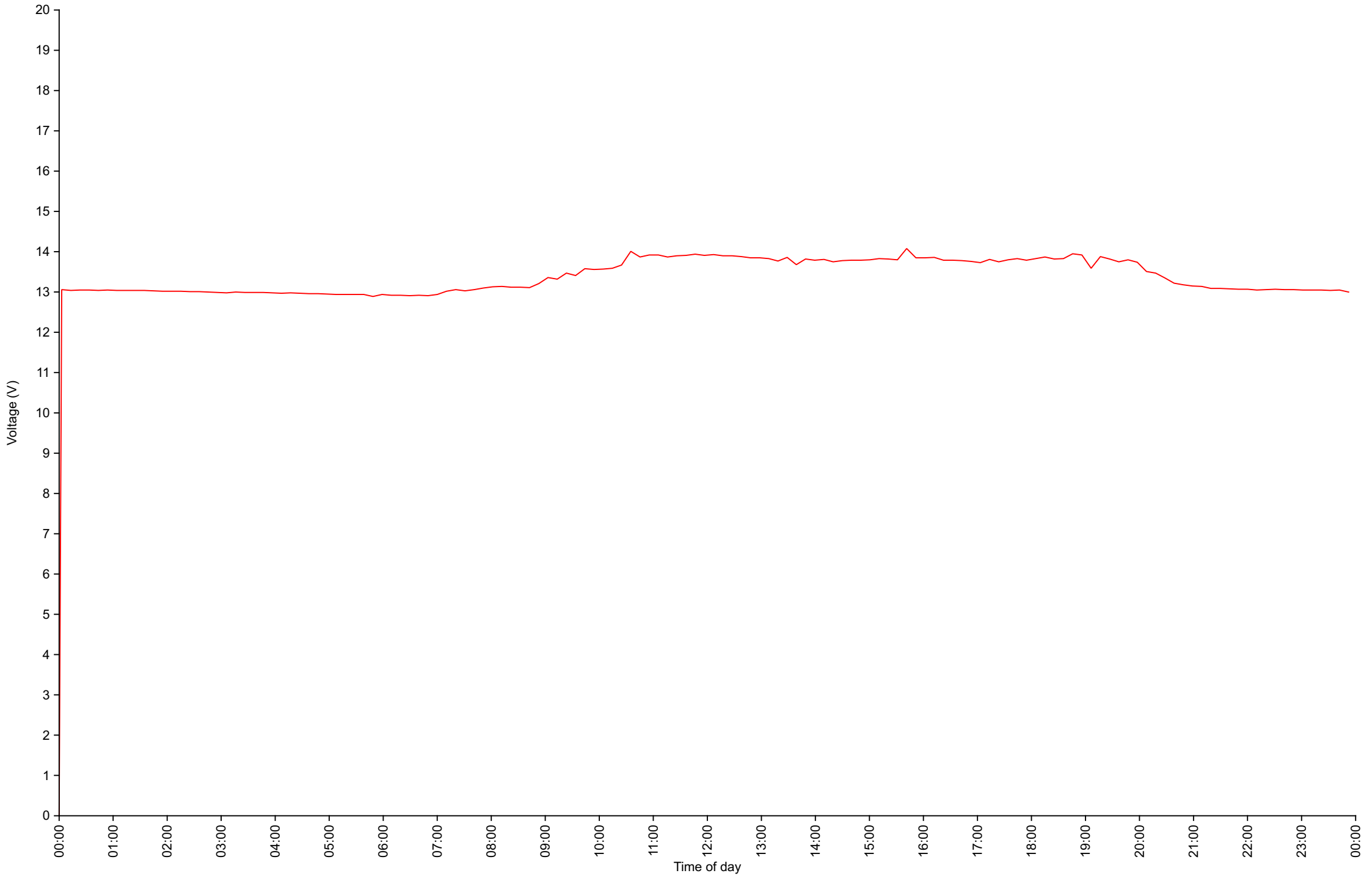
# Cumulative Speed Distribution Curve

## Daily Overview for Tue Aug 1 2023



# Voltage

## Daily Overview for Tue Aug 1 2023



# Traffic Report

Daily Overview for Wed Aug 2 2023

Vehicle Speed Classes (Mph)

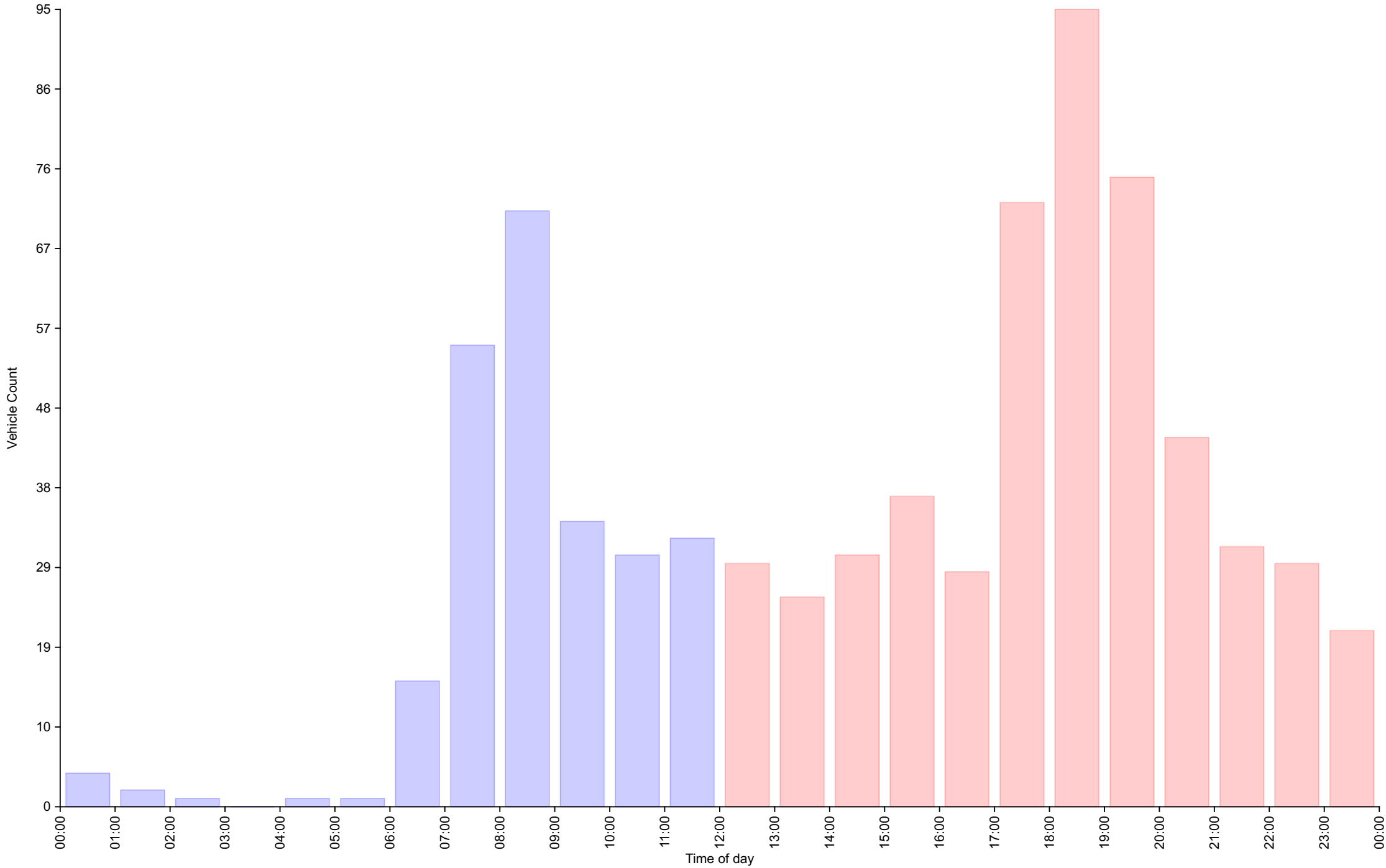
|          | <15      | 15<br>20 | 20<br>25 | 25<br>30  | 30<br>35  | 35<br>40      | 40<br>45  | 45<br>50 | 50<br>55 | 55<br>60 | 60<br>65 | 65<br>70 | >70   | Total     | 85th<br>Percentile |
|----------|----------|----------|----------|-----------|-----------|---------------|-----------|----------|----------|----------|----------|----------|-------|-----------|--------------------|
| 00:00    | 0        | 0        | 0        | 2         | 0         | 0             | 2         | 0        | 0        | 0        | 0        | 0        | 0     | 4         | 42.8               |
| 01:00    | 0        | 0        | 0        | 0         | 0         | 2             | 0         | 0        | 0        | 0        | 0        | 0        | 0     | 2         | 37.4               |
| 02:00    | 0        | 0        | 0        | 0         | 0         | 0             | 1         | 0        | 0        | 0        | 0        | 0        | 0     | 1         | 44.0               |
| 03:00    | 0        | 0        | 0        | 0         | 0         | 0             | 0         | 0        | 0        | 0        | 0        | 0        | 0     | 0         | 0.0                |
| 04:00    | 0        | 0        | 0        | 0         | 0         | 0             | 0         | 1        | 0        | 0        | 0        | 0        | 0     | 1         | 44.9               |
| 05:00    | 0        | 0        | 0        | 0         | 0         | 1             | 0         | 0        | 0        | 0        | 0        | 0        | 0     | 1         | 39.1               |
| 06:00    | 0        | 0        | 0        | 2         | 1         | 8             | 2         | 1        | <b>1</b> | 0        | 0        | 0        | 0     | 15        | 42.5               |
| 07:00    | 0        | 0        | 0        | 5         | <b>11</b> | <b>20</b>     | 10        | <b>8</b> | 1        | 0        | 0        | 0        | 0     | 55        | <b>44.3</b>        |
| 08:00    | 0        | 0        | <b>2</b> | <b>15</b> | 11        | 20            | <b>16</b> | 7        | 0        | 0        | 0        | 0        | 0     | <b>71</b> | 41.8               |
| 09:00    | 0        | 0        | 0        | 1         | 6         | 13            | 10        | 3        | 1        | 0        | 0        | 0        | 0     | 34        | 42.7               |
| 10:00    | 0        | 0        | 0        | 2         | 3         | 14            | 9         | 2        | 0        | 0        | 0        | 0        | 0     | 30        | 41.7               |
| 11:00    | 0        | 0        | 1        | 8         | 8         | 6             | 5         | 3        | 1        | 0        | 0        | 0        | 0     | 32        | 43.2               |
| 12:00    | <b>2</b> | 0        | 0        | 3         | 13        | 6             | 4         | 1        | 0        | 0        | 0        | 0        | 0     | 29        | 38.4               |
| 13:00    | 0        | 0        | 1        | 2         | 9         | 9             | 3         | 0        | <b>1</b> | 0        | 0        | 0        | 0     | 25        | 39.3               |
| 14:00    | 0        | 0        | 0        | 5         | 8         | 11            | 5         | 1        | 0        | 0        | 0        | 0        | 0     | 30        | 40.5               |
| 15:00    | 0        | 0        | 2        | 6         | 10        | 14            | 3         | 2        | 0        | 0        | 0        | 0        | 0     | 37        | 38.8               |
| 16:00    | 0        | 0        | <b>4</b> | 5         | 9         | 5             | 3         | 2        | 0        | 0        | 0        | 0        | 0     | 28        | 41.0               |
| 17:00    | 0        | 0        | 0        | 14        | 19        | 20            | 17        | 2        | 0        | 0        | 0        | 0        | 0     | 72        | 40.8               |
| 18:00    | 0        | 0        | 1        | <b>17</b> | <b>27</b> | <b>33</b>     | 14        | 3        | 0        | 0        | 0        | 0        | 0     | <b>95</b> | 39.7               |
| 19:00    | 0        | 0        | 3        | 10        | 15        | 20            | <b>18</b> | <b>7</b> | 1        | <b>1</b> | 0        | 0        | 0     | 75        | 42.6               |
| 20:00    | 0        | 0        | 0        | 5         | 12        | 10            | 13        | 3        | 1        | 0        | 0        | 0        | 0     | 44        | 42.2               |
| 21:00    | 0        | 0        | 0        | 2         | 9         | 6             | 10        | 4        | 0        | 0        | 0        | 0        | 0     | 31        | <b>42.7</b>        |
| 22:00    | 0        | 0        | 1        | 4         | 1         | 15            | 4         | 3        | 1        | 0        | 0        | 0        | 0     | 29        | 41.6               |
| 23:00    | 0        | 0        | 1        | 3         | 6         | 5             | 5         | 0        | 1        | 0        | 0        | 0        | 0     | 21        | 41.9               |
| AM Total | 0        | 0        | 3        | 35        | 40        | <b>84</b>     | 55        | 25       | 4        | 0        | 0        | 0        | 0     |           |                    |
| PM Total | 2        | 0        | 13       | 76        | 138       | <b>154</b>    | 99        | 28       | 5        | 1        | 0        | 0        | 0     |           |                    |
| Total    | 2        | 0        | 16       | 111       | 178       | <b>238</b>    | 154       | 53       | 9        | 1        | 0        | 0        | 0     |           |                    |
| Percent  | 0.26%    | 0.00%    | 2.10%    | 14.57%    | 23.36%    | <b>31.23%</b> | 20.21%    | 6.96%    | 1.18%    | 0.13%    | 0.00%    | 0.00%    | 0.00% |           |                    |

Total Vehicles : 762  
 30th Percentile : 32.1 MPH  
 50th Percentile : 35.7 MPH  
 85th Percentile : 41.6 MPH  
 95th Percentile : 44.9 MPH  
 Average Speed : 35.9 MPH  
 Highest Speed : 56.1 MPH



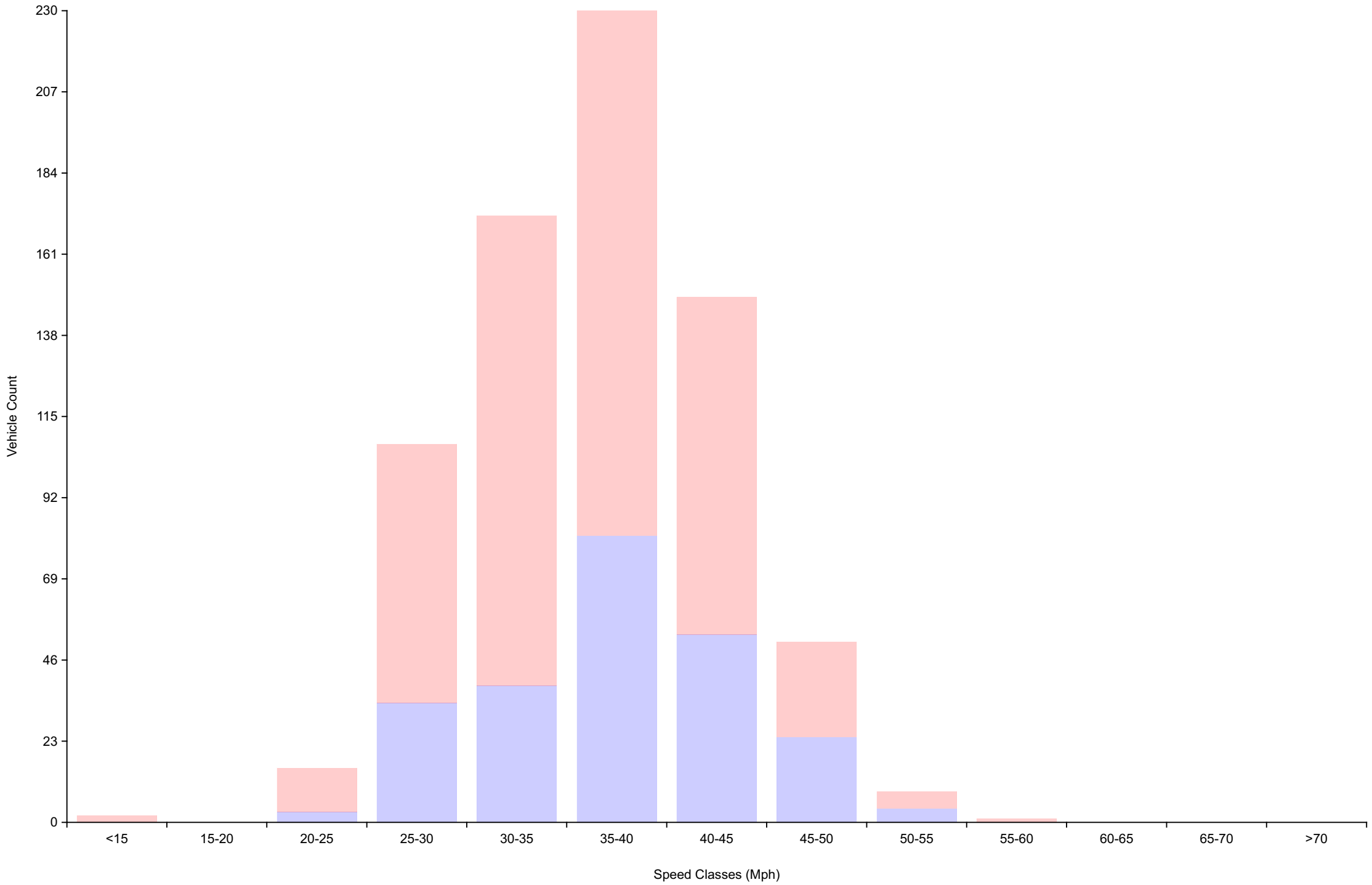
# Vehicle Counts By Hour

Daily Overview for Wed Aug 2 2023  
(60 Minute Resolution)



# Vehicle Counts By Speed Class

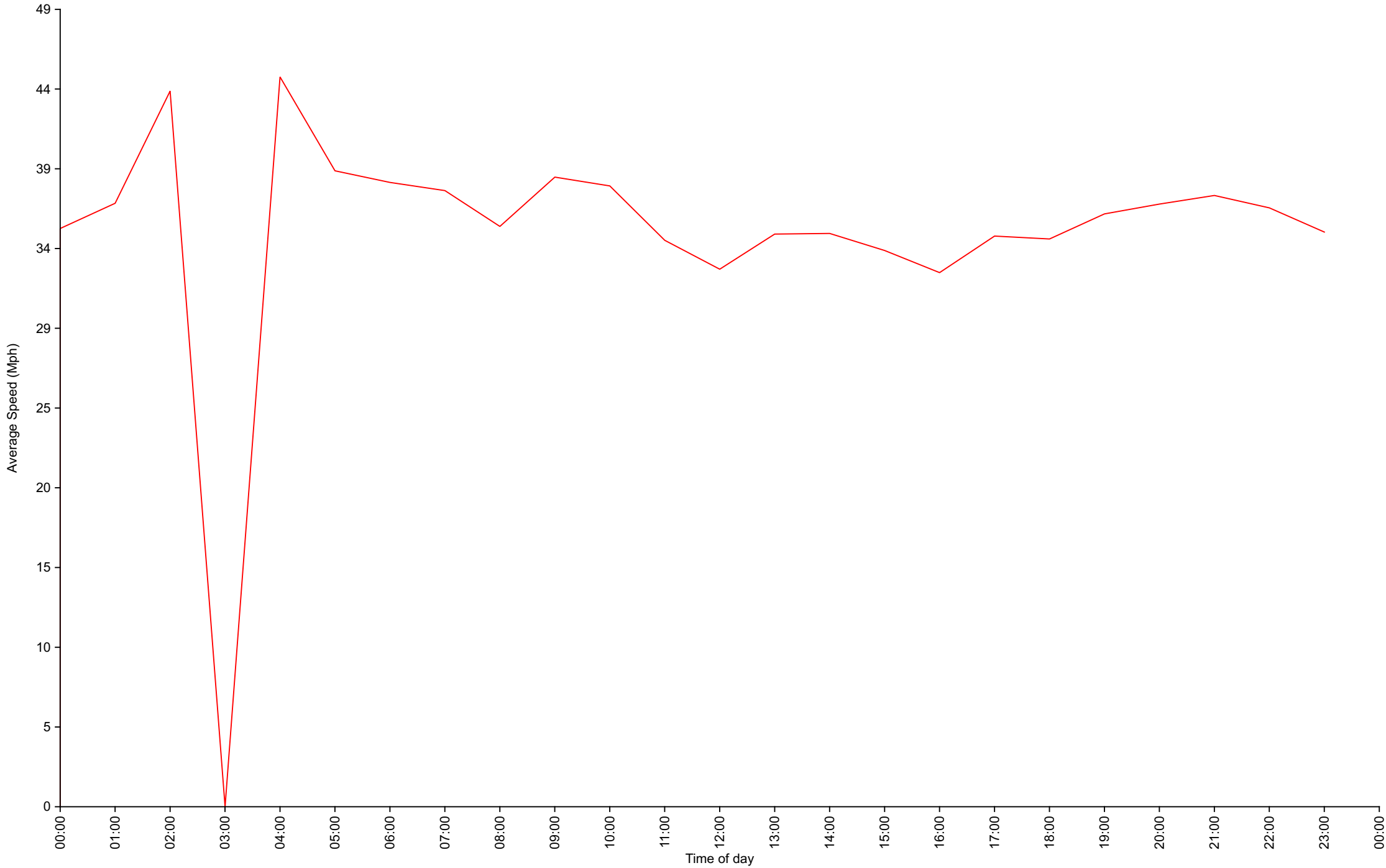
## Daily Overview for Wed Aug 2 2023



# Average Speed By Hour

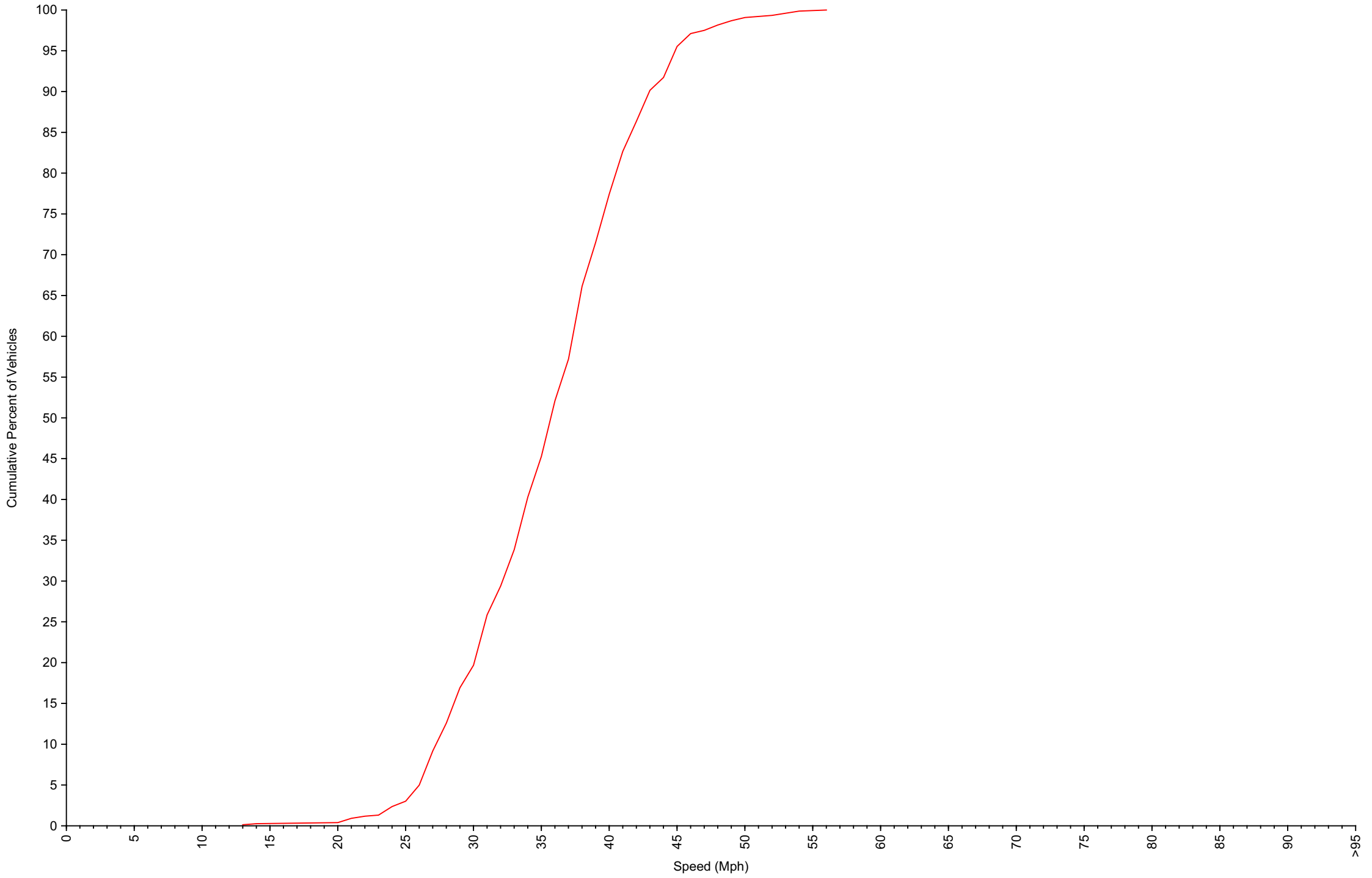
## Daily Overview for Wed Aug 2 2023

(60 Minute Resolution)



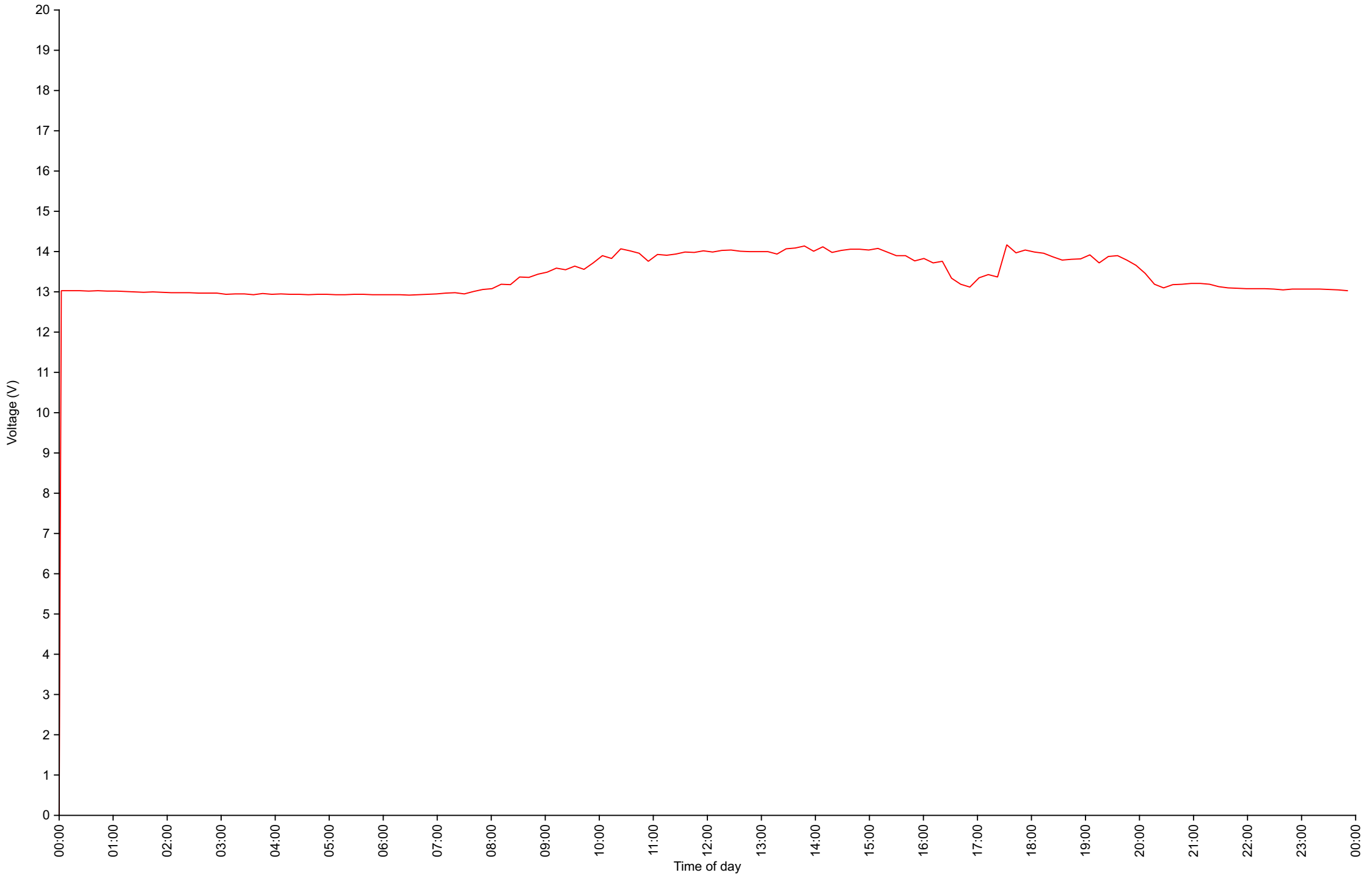
# Cumulative Speed Distribution Curve

## Daily Overview for Wed Aug 2 2023



# Voltage

## Daily Overview for Wed Aug 2 2023



# Traffic Report

Daily Overview for Thu Aug 3 2023

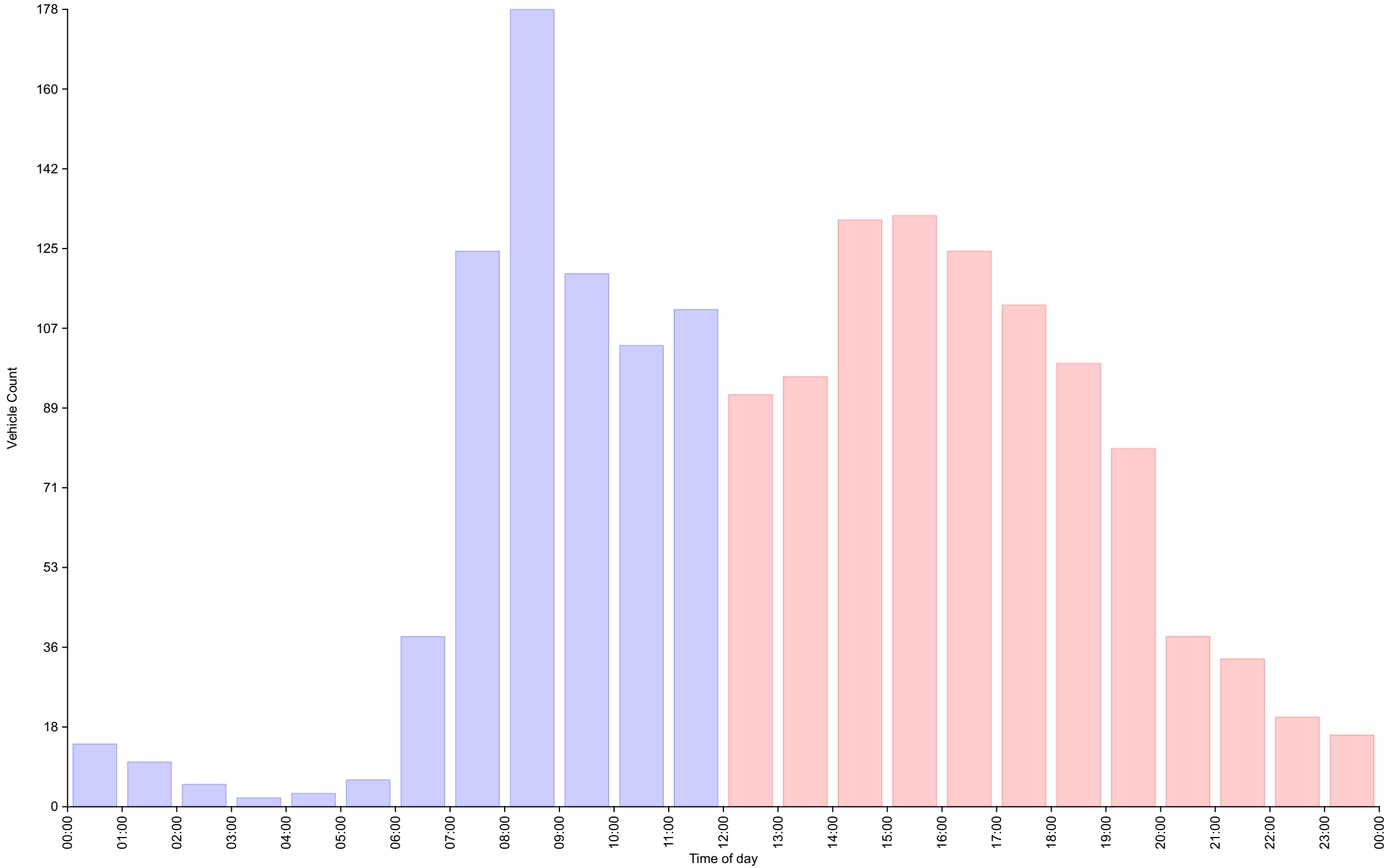
Vehicle Speed Classes (Mph)

|          | <15   | 15<br>20 | 20<br>25 | 25<br>30 | 30<br>35 | 35<br>40 | 40<br>45 | 45<br>50 | 50<br>55 | 55<br>60 | 60<br>65 | 65<br>70 | >70   | Total | 85th<br>Percentile |
|----------|-------|----------|----------|----------|----------|----------|----------|----------|----------|----------|----------|----------|-------|-------|--------------------|
| 00:00    | 0     | 0        | 0        | 1        | 3        | 5        | 4        | 1        | 0        | 0        | 0        | 0        | 0     | 14    | 42.9               |
| 01:00    | 0     | 0        | 0        | 3        | 2        | 4        | 1        | 0        | 0        | 0        | 0        | 0        | 0     | 10    | 35.8               |
| 02:00    | 0     | 0        | 0        | 1        | 0        | 1        | 3        | 0        | 0        | 0        | 0        | 0        | 0     | 5     | 42.3               |
| 03:00    | 0     | 0        | 0        | 1        | 0        | 0        | 1        | 0        | 0        | 0        | 0        | 0        | 0     | 2     | 36.5               |
| 04:00    | 0     | 0        | 0        | 0        | 0        | 2        | 0        | 1        | 0        | 0        | 0        | 0        | 0     | 3     | 42.4               |
| 05:00    | 0     | 0        | 0        | 0        | 0        | 2        | 2        | 2        | 0        | 0        | 0        | 0        | 0     | 6     | 45.1               |
| 06:00    | 0     | 0        | 0        | 2        | 6        | 9        | 11       | 6        | 3        | 1        | 0        | 0        | 0     | 38    | 46.6               |
| 07:00    | 0     | 0        | 0        | 13       | 20       | 36       | 35       | 16       | 4        | 0        | 0        | 0        | 0     | 124   | 44.4               |
| 08:00    | 0     | 0        | 0        | 27       | 45       | 66       | 31       | 8        | 1        | 0        | 0        | 0        | 0     | 178   | 40.6               |
| 09:00    | 0     | 0        | 0        | 16       | 36       | 37       | 24       | 5        | 1        | 0        | 0        | 0        | 0     | 119   | 40.6               |
| 10:00    | 0     | 0        | 3        | 25       | 33       | 25       | 12       | 3        | 2        | 0        | 0        | 0        | 0     | 103   | 39.5               |
| 11:00    | 0     | 0        | 1        | 17       | 38       | 33       | 17       | 5        | 0        | 0        | 0        | 0        | 0     | 111   | 40.1               |
| 12:00    | 0     | 0        | 3        | 12       | 37       | 25       | 13       | 2        | 0        | 0        | 0        | 0        | 0     | 92    | 39.2               |
| 13:00    | 0     | 0        | 2        | 16       | 36       | 23       | 13       | 6        | 0        | 0        | 0        | 0        | 0     | 96    | 40.1               |
| 14:00    | 0     | 1        | 6        | 44       | 46       | 25       | 6        | 3        | 0        | 0        | 0        | 0        | 0     | 131   | 35.8               |
| 15:00    | 0     | 0        | 2        | 33       | 38       | 40       | 15       | 3        | 1        | 0        | 0        | 0        | 0     | 132   | 38.6               |
| 16:00    | 0     | 0        | 2        | 20       | 43       | 32       | 23       | 3        | 1        | 0        | 0        | 0        | 0     | 124   | 40.4               |
| 17:00    | 0     | 0        | 2        | 31       | 39       | 22       | 13       | 5        | 0        | 0        | 0        | 0        | 0     | 112   | 39.6               |
| 18:00    | 0     | 1        | 5        | 11       | 25       | 32       | 20       | 5        | 0        | 0        | 0        | 0        | 0     | 99    | 41.3               |
| 19:00    | 0     | 0        | 0        | 9        | 17       | 31       | 18       | 4        | 1        | 0        | 0        | 0        | 0     | 80    | 41.3               |
| 20:00    | 0     | 0        | 0        | 4        | 11       | 11       | 8        | 3        | 1        | 0        | 0        | 0        | 0     | 38    | 40.8               |
| 21:00    | 0     | 0        | 1        | 7        | 13       | 8        | 4        | 0        | 0        | 0        | 0        | 0        | 0     | 33    | 38.1               |
| 22:00    | 0     | 0        | 1        | 4        | 8        | 5        | 2        | 0        | 0        | 0        | 0        | 0        | 0     | 20    | 38.5               |
| 23:00    | 0     | 0        | 0        | 4        | 3        | 5        | 2        | 2        | 0        | 0        | 0        | 0        | 0     | 16    | 40.6               |
| AM Total | 0     | 0        | 4        | 106      | 183      | 220      | 141      | 47       | 11       | 1        | 0        | 0        | 0     |       |                    |
| PM Total | 0     | 2        | 24       | 195      | 316      | 259      | 137      | 36       | 4        | 0        | 0        | 0        | 0     |       |                    |
| Total    | 0     | 2        | 28       | 301      | 499      | 479      | 278      | 83       | 15       | 1        | 0        | 0        | 0     |       |                    |
| Percent  | 0.00% | 0.12%    | 1.66%    | 17.85%   | 29.60%   | 28.41%   | 16.49%   | 4.92%    | 0.89%    | 0.06%    | 0.00%    | 0.00%    | 0.00% |       |                    |

Total Vehicles : 1686  
 30th Percentile : 31.1 MPH  
 50th Percentile : 34.1 MPH  
 85th Percentile : 40.7 MPH  
 95th Percentile : 44.5 MPH  
 Average Speed : 34.9 MPH  
 Highest Speed : 55.0 MPH

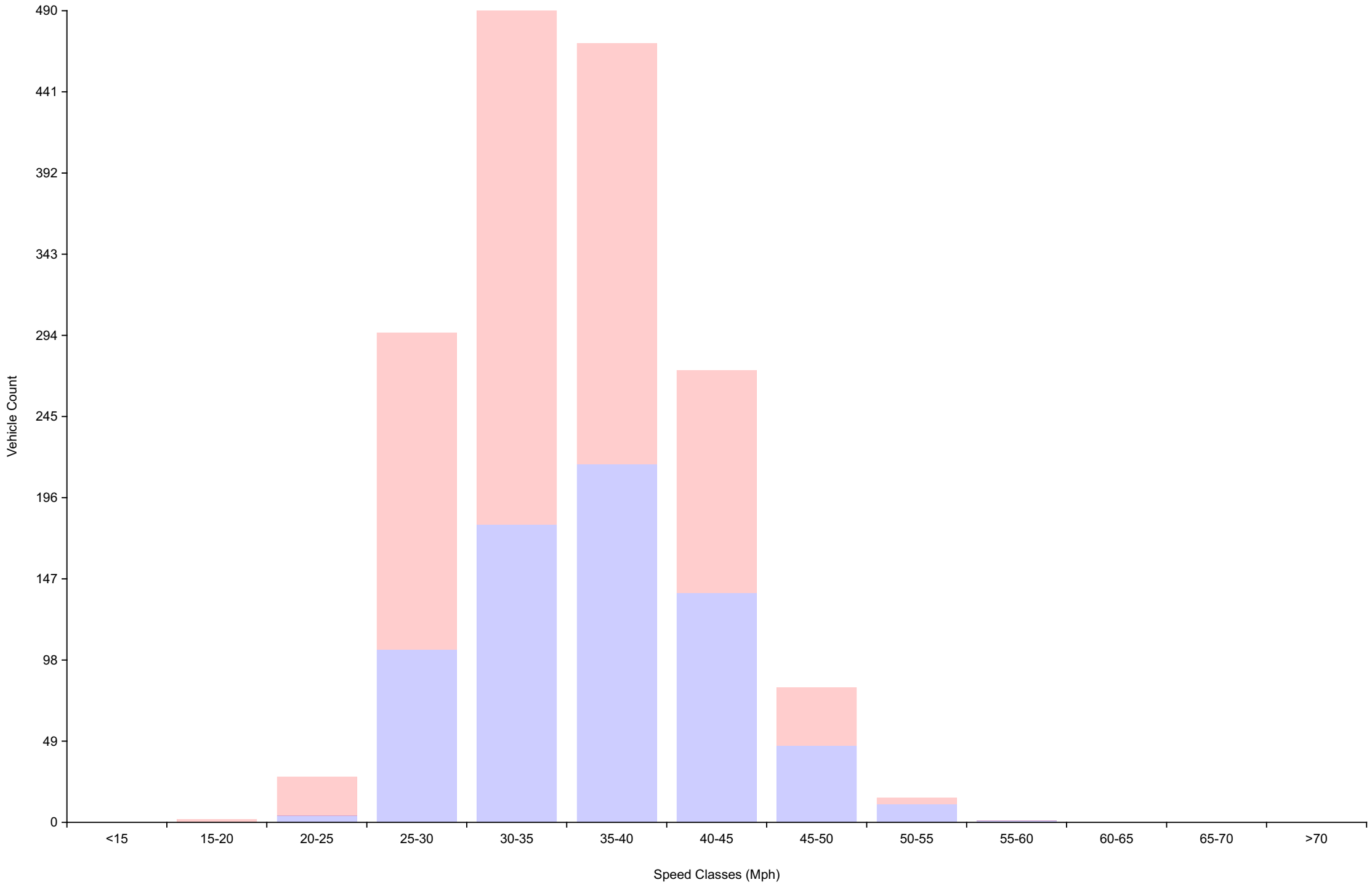
# Vehicle Counts By Hour

Daily Overview for Thu Aug 3 2023  
(60 Minute Resolution)



# Vehicle Counts By Speed Class

## Daily Overview for Thu Aug 3 2023

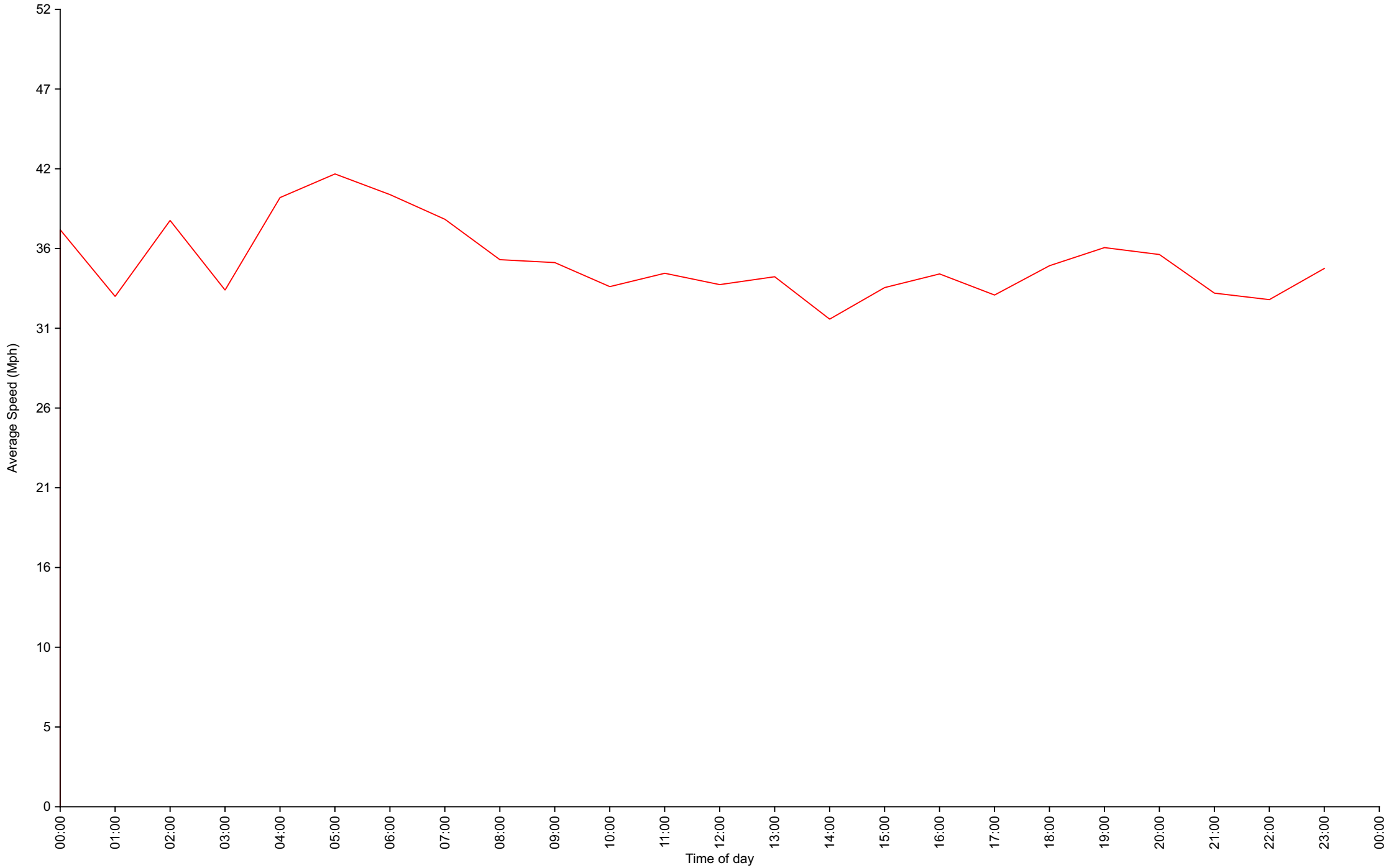




# Average Speed By Hour

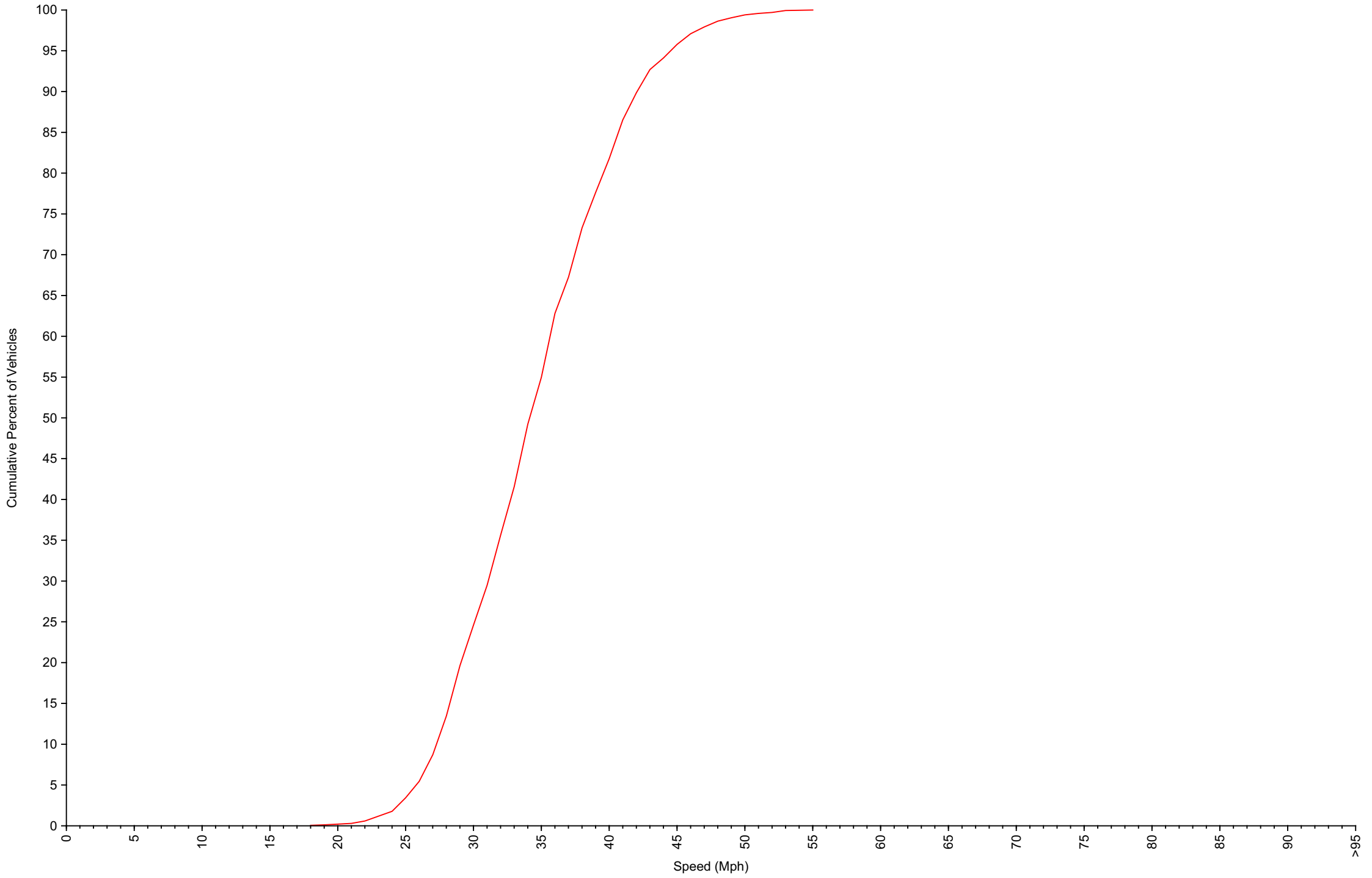
## Daily Overview for Thu Aug 3 2023

(60 Minute Resolution)



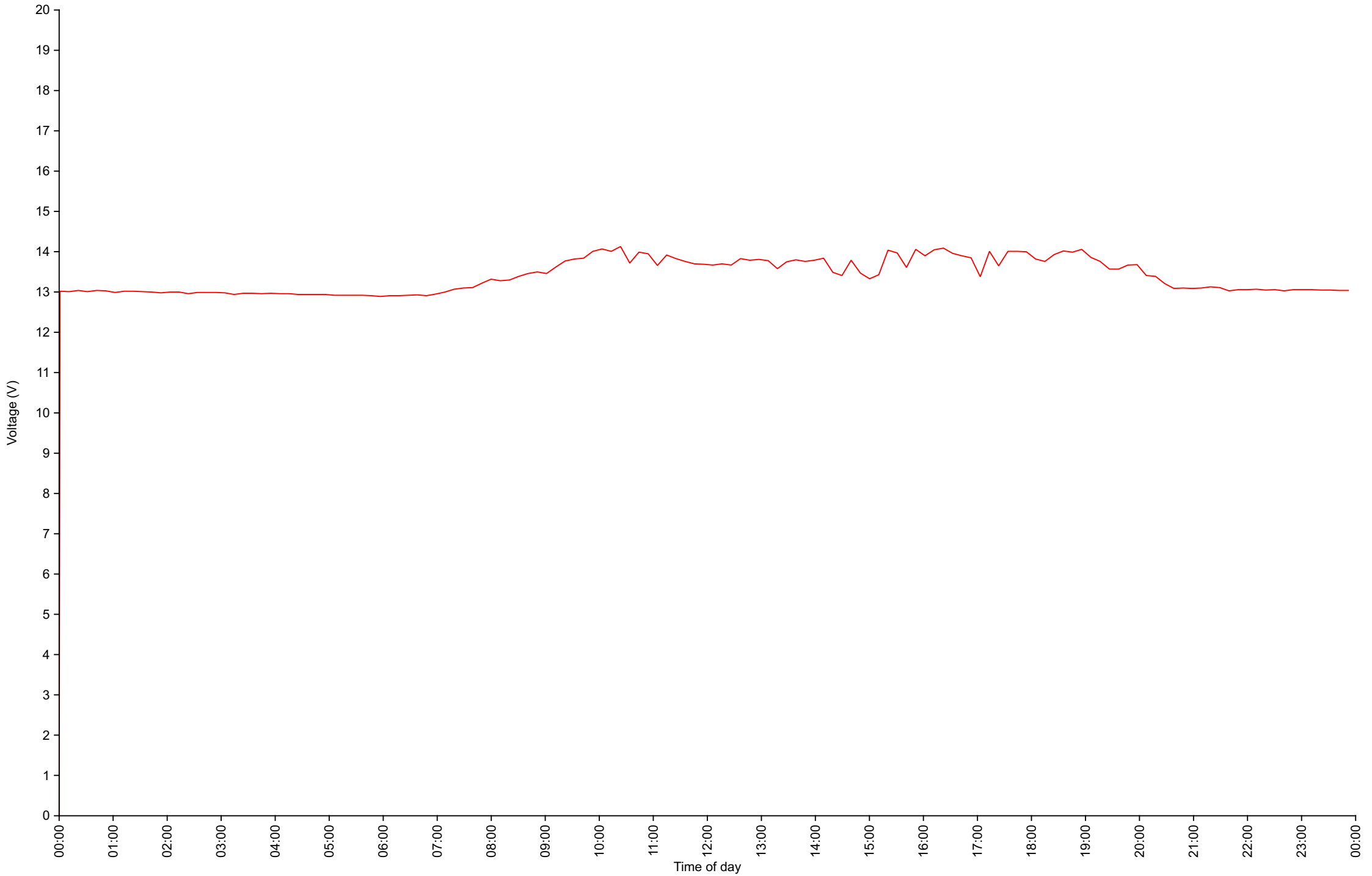
# Cumulative Speed Distribution Curve

## Daily Overview for Thu Aug 3 2023



# Voltage

## Daily Overview for Thu Aug 3 2023



# Traffic Report

Daily Overview for Fri Aug 4 2023

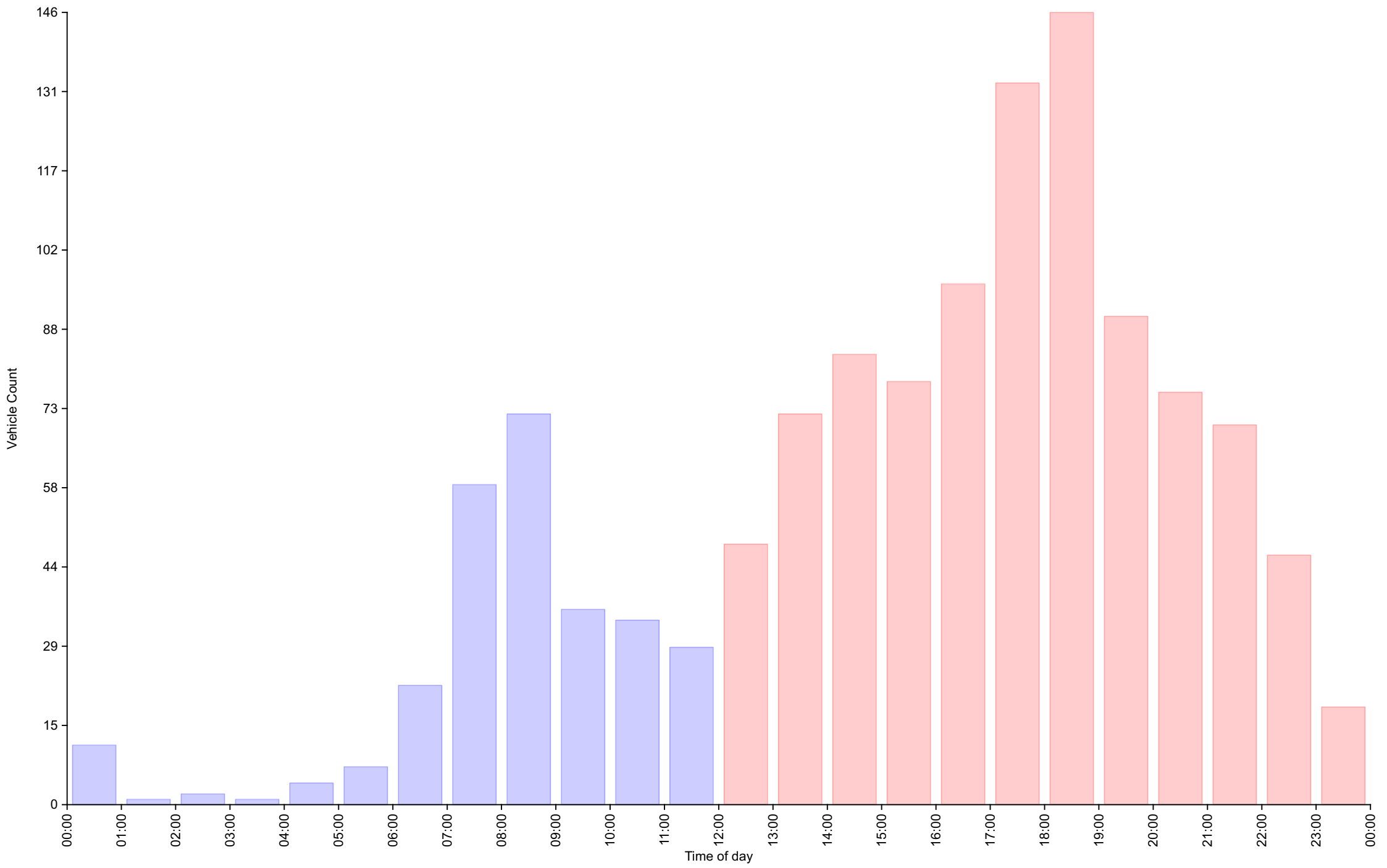
Vehicle Speed Classes (Mph)

|          | <15      | 15<br>20 | 20<br>25 | 25<br>30  | 30<br>35  | 35<br>40      | 40<br>45  | 45<br>50  | 50<br>55 | 55<br>60 | 60<br>65 | 65<br>70 | >70   | Total      | 85th<br>Percentile |
|----------|----------|----------|----------|-----------|-----------|---------------|-----------|-----------|----------|----------|----------|----------|-------|------------|--------------------|
| 00:00    | 0        | 0        | 0        | 3         | 4         | 0             | 3         | 0         | 1        | 0        | 0        | 0        | 0     | 11         | 42.7               |
| 01:00    | 0        | 0        | 0        | 0         | 0         | 1             | 0         | 0         | 0        | 0        | 0        | 0        | 0     | 1          | 38.5               |
| 02:00    | 0        | 0        | 0        | 1         | 1         | 0             | 0         | 0         | 0        | 0        | 0        | 0        | 0     | 2          | 29.9               |
| 03:00    | 0        | 0        | 0        | 0         | 1         | 0             | 0         | 0         | 0        | 0        | 0        | 0        | 0     | 1          | 31.3               |
| 04:00    | 0        | 0        | 0        | 0         | 1         | 1             | 1         | 1         | 0        | 0        | 0        | 0        | 0     | 4          | 43.8               |
| 05:00    | 0        | 0        | 0        | 0         | 1         | 1             | 2         | 2         | 1        | 0        | 0        | 0        | 0     | 7          | <b>46.9</b>        |
| 06:00    | 0        | 0        | 0        | 2         | 3         | 4             | 10        | 1         | <b>2</b> | 0        | 0        | 0        | 0     | 22         | 43.9               |
| 07:00    | 0        | 0        | <b>1</b> | 8         | 10        | 22            | 11        | <b>7</b>  | 0        | 0        | 0        | 0        | 0     | 59         | 42.7               |
| 08:00    | 0        | 0        | 0        | 7         | <b>19</b> | <b>24</b>     | <b>18</b> | 3         | 1        | 0        | 0        | 0        | 0     | <b>72</b>  | 41.6               |
| 09:00    | 0        | 0        | 1        | 5         | 12        | 8             | 8         | 2         | 0        | 0        | 0        | 0        | 0     | 36         | 40.9               |
| 10:00    | 0        | 0        | 1        | <b>9</b>  | 7         | 4             | 7         | 6         | 0        | 0        | 0        | 0        | 0     | 34         | 42.7               |
| 11:00    | <b>1</b> | <b>1</b> | 1        | 6         | 7         | 6             | 2         | 5         | 0        | 0        | 0        | 0        | 0     | 29         | 43.6               |
| 12:00    | <b>1</b> | 0        | 0        | 18        | 9         | 12            | 6         | 2         | 0        | 0        | 0        | 0        | 0     | 48         | 38.8               |
| 13:00    | 0        | 0        | 0        | 14        | 17        | 16            | 20        | 3         | 1        | 1        | 0        | 0        | 0     | 72         | 42.7               |
| 14:00    | 0        | 0        | 1        | 9         | 23        | 23            | 17        | 6         | 1        | <b>2</b> | <b>1</b> | 0        | 0     | 83         | 43.4               |
| 15:00    | 0        | 0        | 3        | 13        | 19        | 25            | 11        | 5         | 2        | 0        | 0        | 0        | 0     | 78         | 42.1               |
| 16:00    | 0        | <b>1</b> | 0        | 17        | 26        | 24            | 21        | 6         | 0        | 1        | 0        | 0        | 0     | 96         | 42.4               |
| 17:00    | 0        | 0        | <b>6</b> | 13        | 35        | 32            | <b>30</b> | 11        | <b>6</b> | 0        | 0        | 0        | 0     | 133        | 42.8               |
| 18:00    | 0        | 1        | 2        | <b>22</b> | <b>48</b> | <b>43</b>     | 19        | 9         | 2        | 0        | 0        | 0        | 0     | <b>146</b> | 41.2               |
| 19:00    | 0        | 0        | 1        | 8         | 28        | 29            | 16        | 5         | 3        | 0        | 0        | 0        | 0     | 90         | 41.5               |
| 20:00    | 0        | 0        | 1        | 8         | 8         | 28            | 17        | <b>13</b> | 1        | 0        | 0        | 0        | 0     | 76         | 44.9               |
| 21:00    | 0        | 1        | 3        | 11        | 24        | 12            | 7         | 10        | 0        | 2        | 0        | 0        | 0     | 70         | <b>44.3</b>        |
| 22:00    | 0        | 0        | 2        | 7         | 12        | 16            | 6         | 1         | 2        | 0        | 0        | 0        | 0     | 46         | 40.1               |
| 23:00    | 0        | 0        | 1        | 5         | 5         | 3             | 3         | 1         | 0        | 0        | 0        | 0        | 0     | 18         | 40.0               |
| AM Total | 1        | 1        | 4        | 41        | 66        | <b>71</b>     | 62        | 27        | 5        | 0        | 0        | 0        | 0     |            |                    |
| PM Total | 1        | 3        | 20       | 145       | 254       | <b>263</b>    | 173       | 72        | 18       | 6        | 1        | 0        | 0     |            |                    |
| Total    | 2        | 4        | 24       | 186       | 320       | <b>334</b>    | 235       | 99        | 23       | 6        | 1        | 0        | 0     |            |                    |
| Percent  | 0.16%    | 0.32%    | 1.94%    | 15.07%    | 25.93%    | <b>27.07%</b> | 19.04%    | 8.02%     | 1.86%    | 0.49%    | 0.08%    | 0.00%    | 0.00% |            |                    |

Total Vehicles : 1234  
 30th Percentile : 31.6 MPH  
 50th Percentile : 35.1 MPH  
 85th Percentile : 42.5 MPH  
 95th Percentile : 46.4 MPH  
 Average Speed : 36.0 MPH  
 Highest Speed : 59.5 MPH

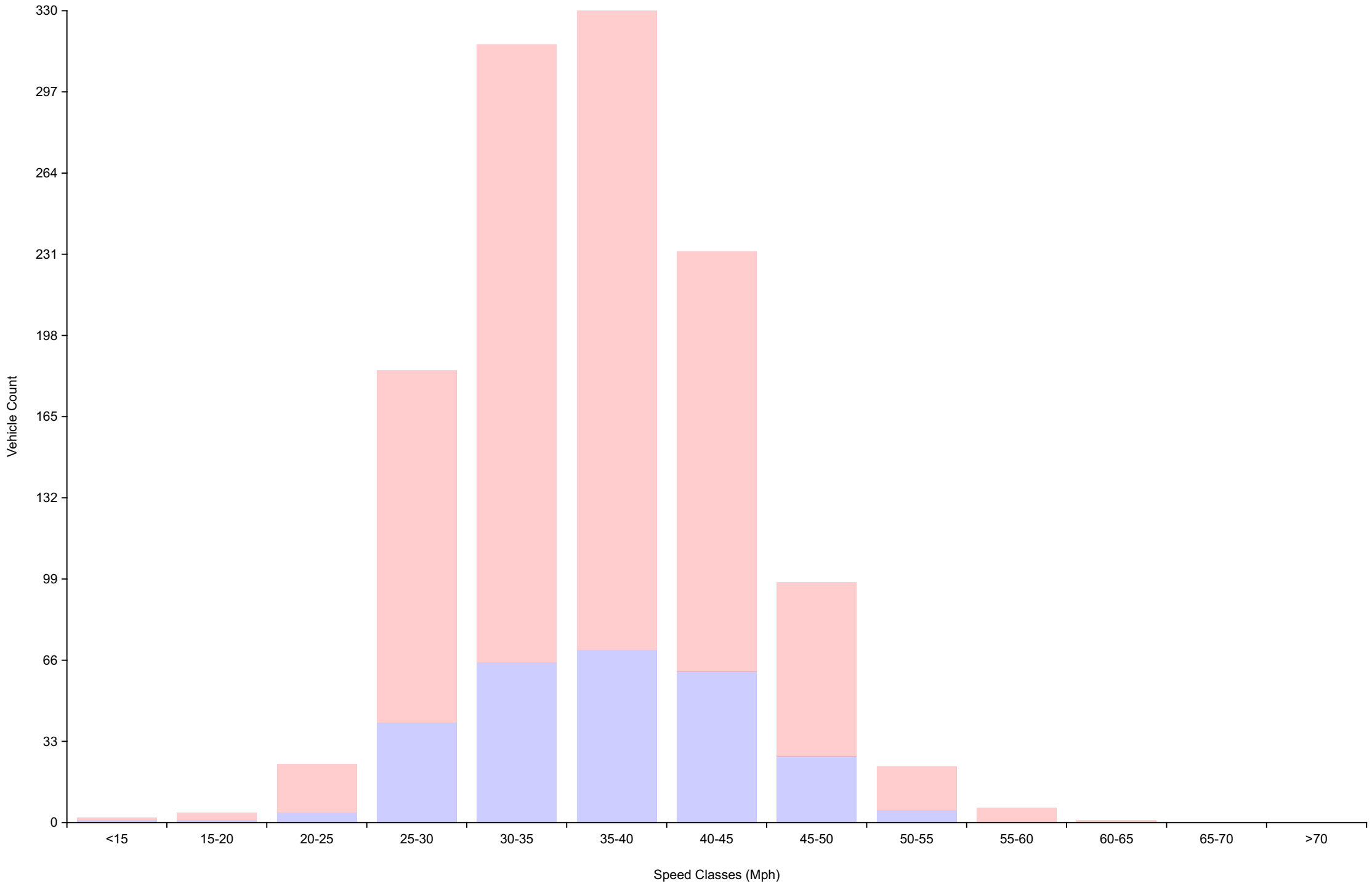
# Vehicle Counts By Hour

Daily Overview for Fri Aug 4 2023  
(60 Minute Resolution)



# Vehicle Counts By Speed Class

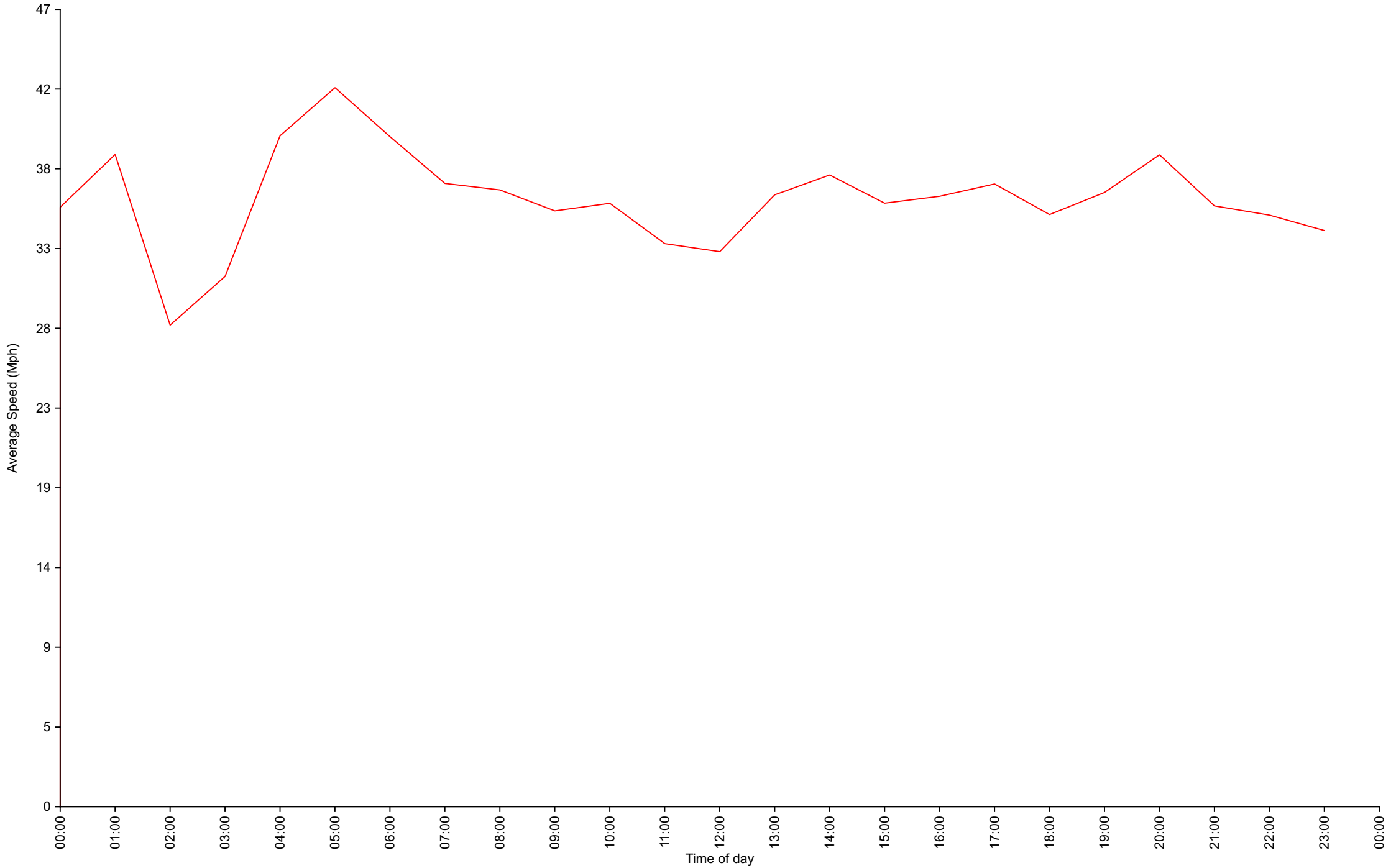
## Daily Overview for Fri Aug 4 2023



# Average Speed By Hour

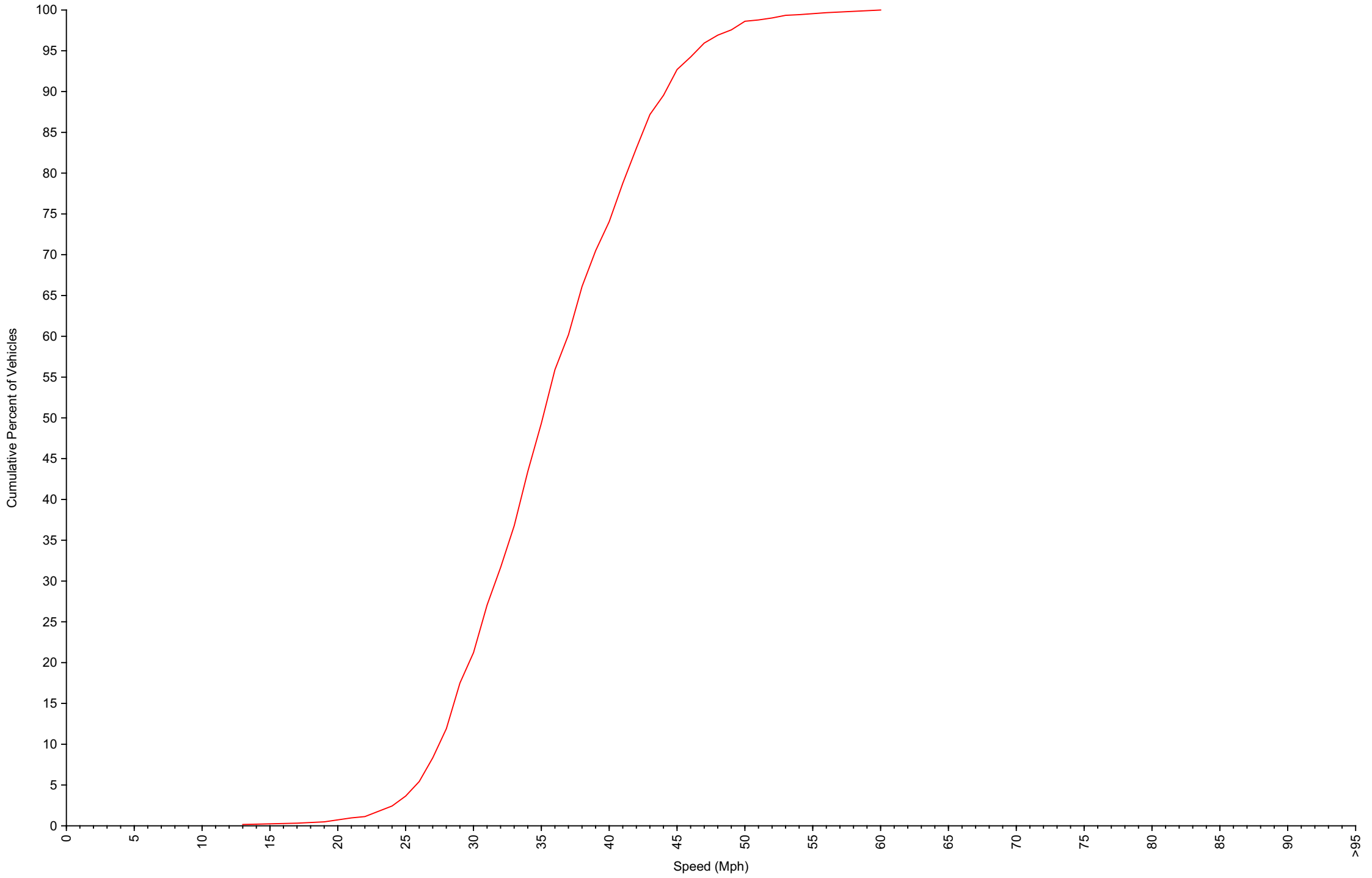
## Daily Overview for Fri Aug 4 2023

(60 Minute Resolution)



# Cumulative Speed Distribution Curve

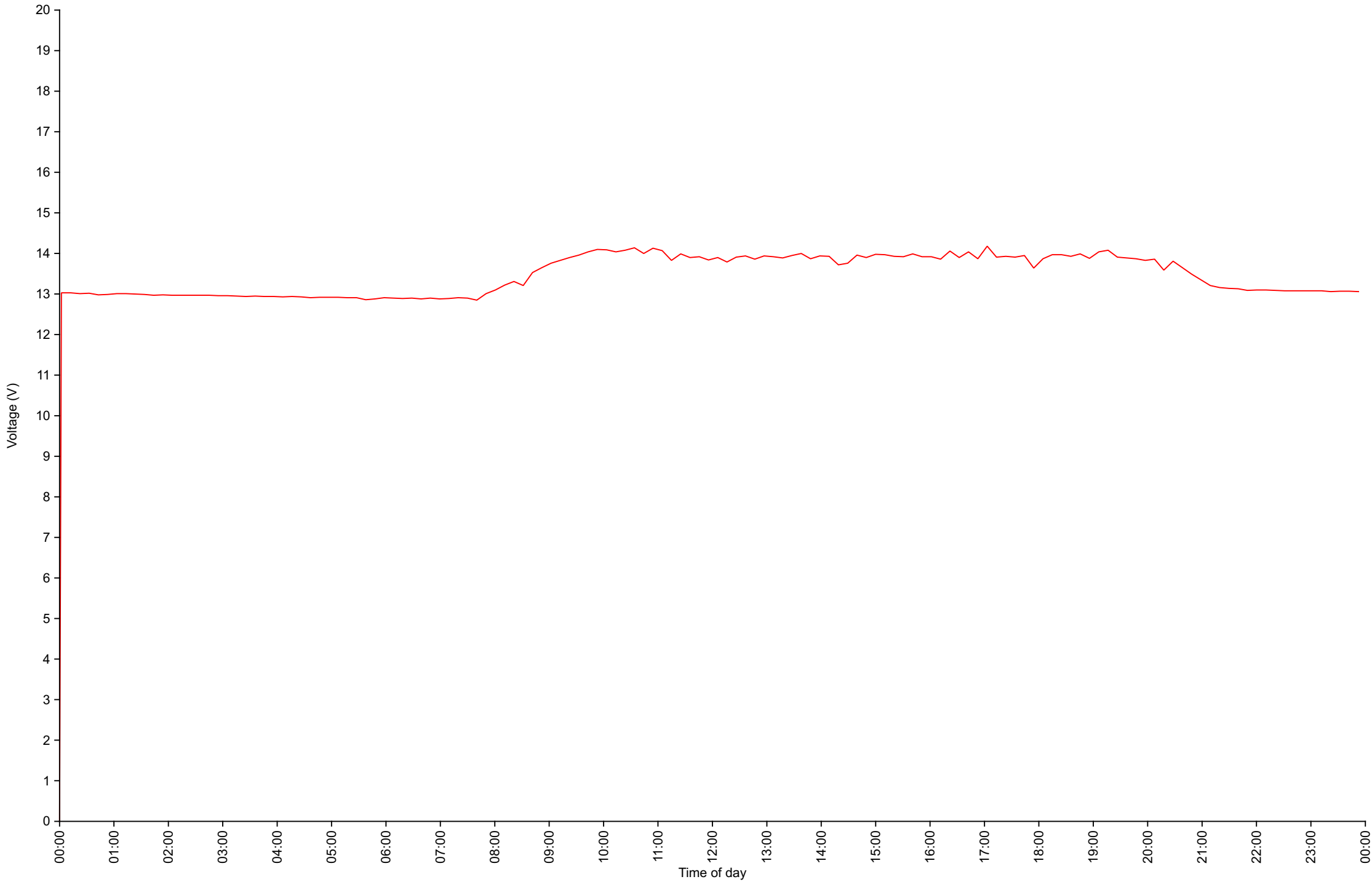
## Daily Overview for Fri Aug 4 2023





# Voltage

## Daily Overview for Fri Aug 4 2023



# Traffic Report

Daily Overview for Sat Aug 5 2023

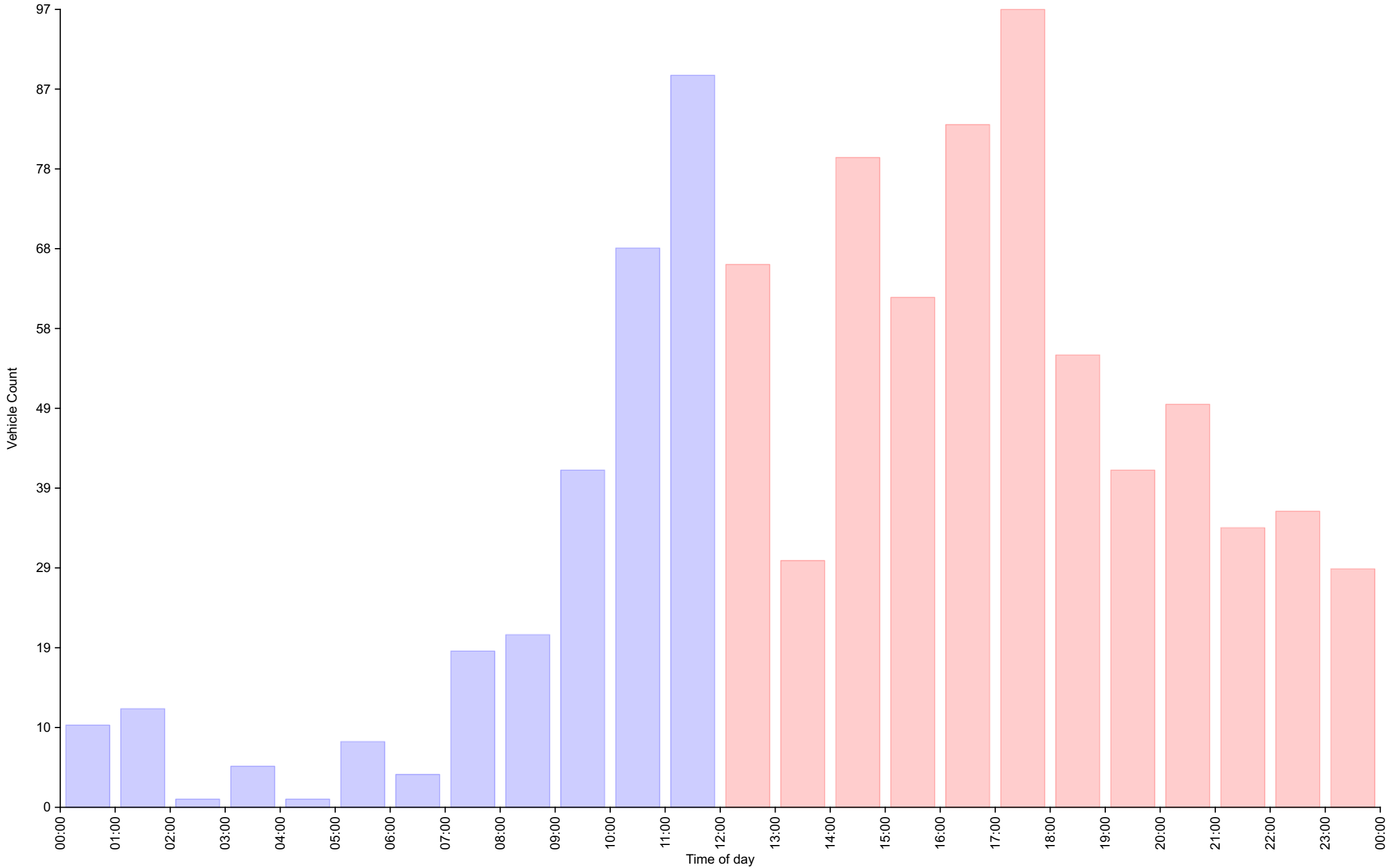
Vehicle Speed Classes (Mph)

|          | <15      | 15<br>20 | 20<br>25 | 25<br>30  | 30<br>35  | 35<br>40      | 40<br>45  | 45<br>50 | 50<br>55 | 55<br>60 | 60<br>65 | 65<br>70 | >70   | Total     | 85th<br>Percentile |
|----------|----------|----------|----------|-----------|-----------|---------------|-----------|----------|----------|----------|----------|----------|-------|-----------|--------------------|
| 00:00    | 0        | 0        | 0        | 0         | 0         | 2             | 5         | 1        | 1        | <b>1</b> | 0        | 0        | 0     | 10        | 48.5               |
| 01:00    | 0        | 0        | 0        | 3         | 3         | 4             | 1         | 1        | 0        | 0        | 0        | 0        | 0     | 12        | 38.8               |
| 02:00    | 0        | 0        | 0        | 0         | 0         | 1             | 0         | 0        | 0        | 0        | 0        | 0        | 0     | 1         | 38.0               |
| 03:00    | 0        | 0        | 0        | 0         | 0         | 2             | 1         | 0        | <b>2</b> | 0        | 0        | 0        | 0     | 5         | <b>51.3</b>        |
| 04:00    | 0        | 0        | 0        | 0         | 0         | 0             | 1         | 0        | 0        | 0        | 0        | 0        | 0     | 1         | 41.5               |
| 05:00    | 0        | 0        | 0        | 3         | 2         | 0             | 3         | 0        | 0        | 0        | 0        | 0        | 0     | 8         | 40.8               |
| 06:00    | 0        | 0        | 0        | 0         | 1         | 1             | 1         | 1        | 0        | 0        | 0        | 0        | 0     | 4         | 45.0               |
| 07:00    | 0        | 0        | 2        | 1         | 5         | 8             | 1         | 2        | 0        | 0        | 0        | 0        | 0     | 19        | 39.6               |
| 08:00    | 0        | 0        | 0        | 2         | 4         | 9             | 3         | 2        | 1        | 0        | 0        | 0        | 0     | 21        | 42.6               |
| 09:00    | 0        | 0        | 0        | 4         | 8         | 16            | <b>11</b> | 2        | 0        | 0        | 0        | 0        | 0     | 41        | 41.0               |
| 10:00    | 0        | 0        | 3        | 7         | 17        | <b>28</b>     | 10        | 3        | 0        | 0        | 0        | 0        | 0     | 68        | 39.7               |
| 11:00    | 0        | 0        | <b>4</b> | <b>20</b> | <b>27</b> | 23            | 11        | <b>4</b> | 0        | 0        | 0        | 0        | 0     | <b>89</b> | 39.3               |
| 12:00    | 0        | 0        | 1        | <b>19</b> | 18        | 18            | 7         | 2        | 1        | 0        | 0        | 0        | 0     | 66        | 39.1               |
| 13:00    | <b>2</b> | 0        | 4        | 11        | 7         | 5             | 1         | 0        | 0        | 0        | 0        | 0        | 0     | 30        | 35.5               |
| 14:00    | 0        | 0        | 1        | 12        | 20        | <b>27</b>     | 16        | 3        | 0        | 0        | 0        | 0        | 0     | 79        | 40.6               |
| 15:00    | 0        | 0        | 3        | 9         | 18        | 22            | 7         | 3        | 0        | 0        | 0        | 0        | 0     | 62        | 39.4               |
| 16:00    | 0        | 0        | 4        | 13        | 21        | 20            | <b>21</b> | 3        | 1        | 0        | 0        | 0        | 0     | 83        | 41.7               |
| 17:00    | 0        | 0        | <b>5</b> | 17        | <b>25</b> | 20            | 21        | <b>7</b> | <b>2</b> | 0        | 0        | 0        | 0     | <b>97</b> | <b>41.5</b>        |
| 18:00    | 0        | 0        | 4        | 14        | 19        | 9             | 5         | 3        | 1        | 0        | 0        | 0        | 0     | 55        | 39.4               |
| 19:00    | 0        | 0        | 0        | 10        | 14        | 11            | 4         | 2        | 0        | 0        | 0        | 0        | 0     | 41        | 38.9               |
| 20:00    | 0        | 0        | 1        | 4         | 13        | 22            | 8         | 1        | 0        | 0        | 0        | 0        | 0     | 49        | 39.8               |
| 21:00    | 0        | 0        | 0        | 2         | 13        | 12            | 4         | 1        | 2        | 0        | 0        | 0        | 0     | 34        | 39.9               |
| 22:00    | 0        | <b>1</b> | 2        | 9         | 7         | 14            | 3         | 0        | 0        | 0        | 0        | 0        | 0     | 36        | 38.4               |
| 23:00    | 0        | 0        | 0        | 2         | 10        | 10            | 4         | 3        | 0        | 0        | 0        | 0        | 0     | 29        | 40.6               |
| AM Total | 0        | 0        | 9        | 40        | 67        | <b>94</b>     | 48        | 16       | 4        | 1        | 0        | 0        | 0     |           |                    |
| PM Total | 2        | 1        | 25       | 122       | 185       | <b>190</b>    | 101       | 28       | 7        | 0        | 0        | 0        | 0     |           |                    |
| Total    | 2        | 1        | 34       | 162       | 252       | <b>284</b>    | 149       | 44       | 11       | 1        | 0        | 0        | 0     |           |                    |
| Percent  | 0.21%    | 0.11%    | 3.62%    | 17.23%    | 26.81%    | <b>30.21%</b> | 15.85%    | 4.68%    | 1.17%    | 0.11%    | 0.00%    | 0.00%    | 0.00% |           |                    |

Total Vehicles : 940  
 30th Percentile : 30.8 MPH  
 50th Percentile : 34.3 MPH  
 85th Percentile : 40.5 MPH  
 95th Percentile : 44.5 MPH  
 Average Speed : 34.8 MPH  
 Highest Speed : 54.7 MPH

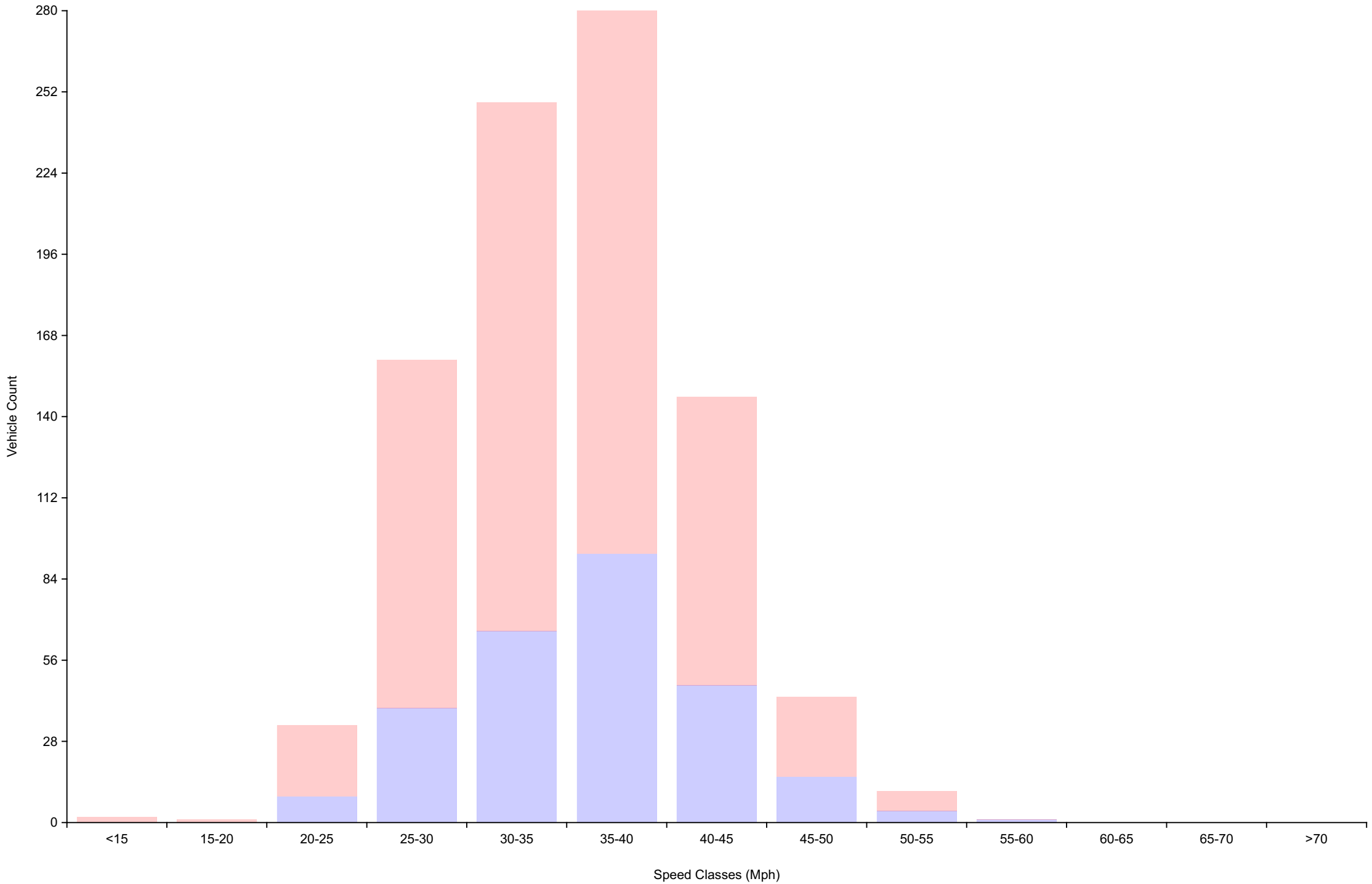
# Vehicle Counts By Hour

Daily Overview for Sat Aug 5 2023  
(60 Minute Resolution)



# Vehicle Counts By Speed Class

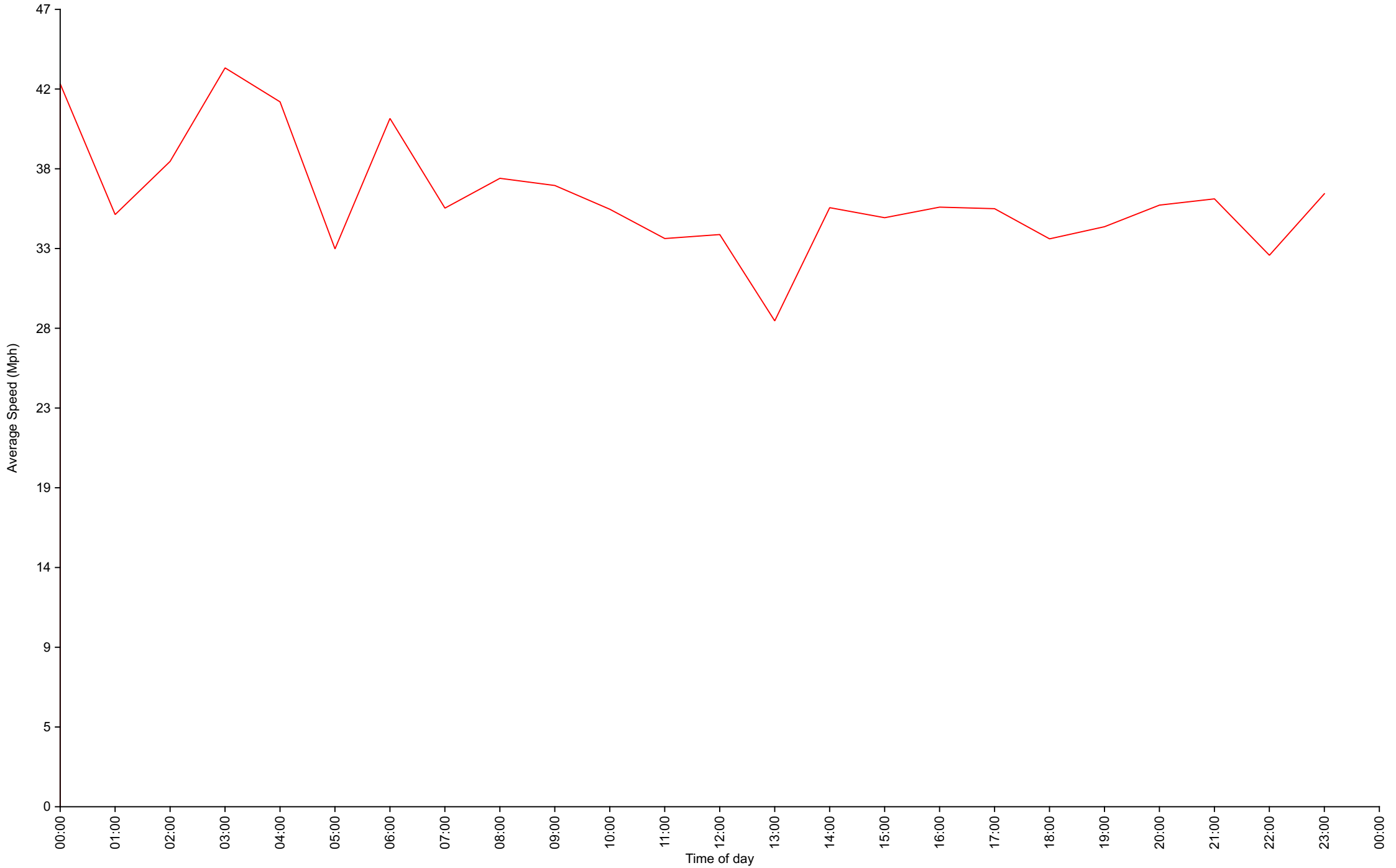
## Daily Overview for Sat Aug 5 2023



# Average Speed By Hour

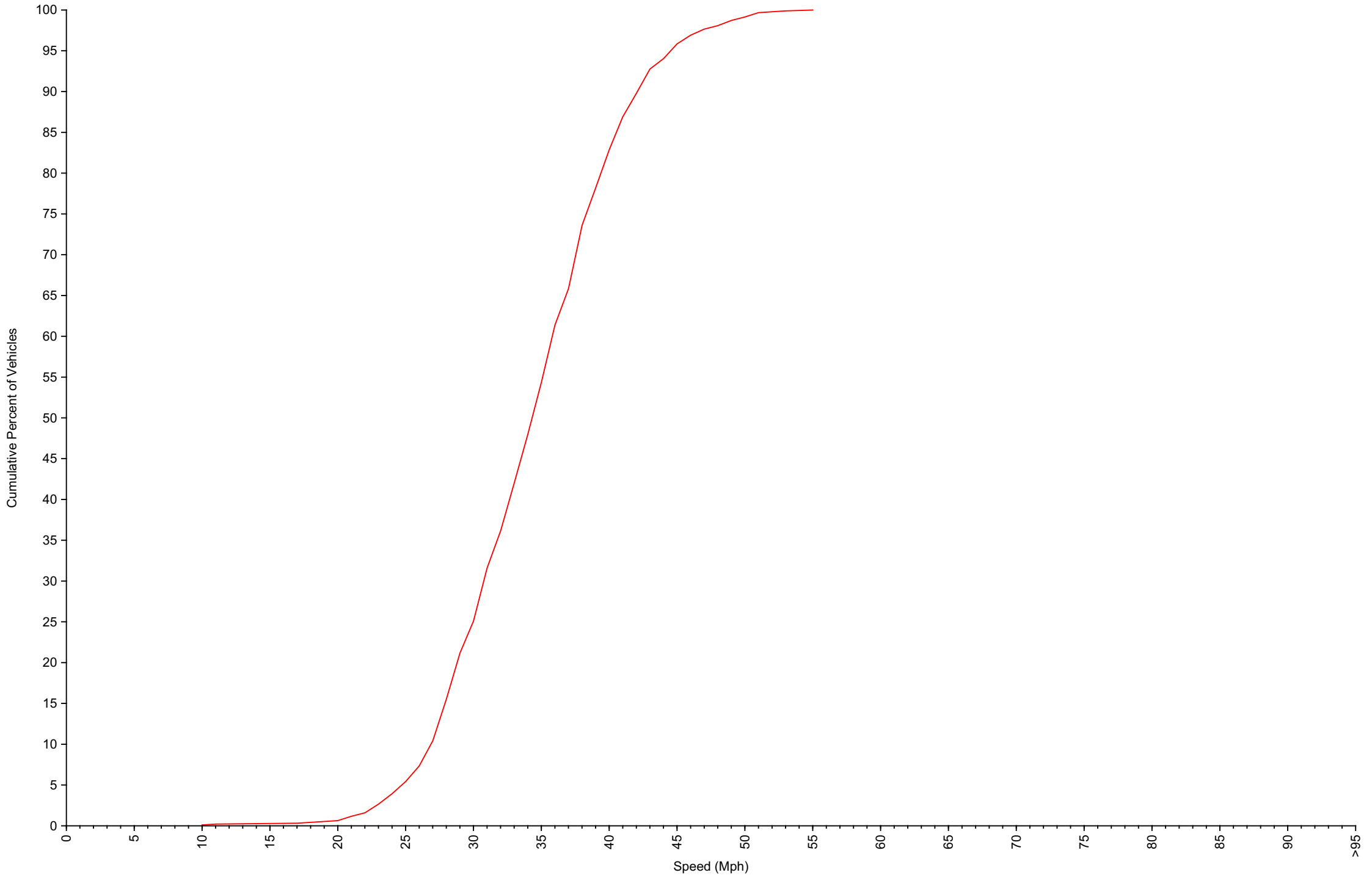
## Daily Overview for Sat Aug 5 2023

(60 Minute Resolution)



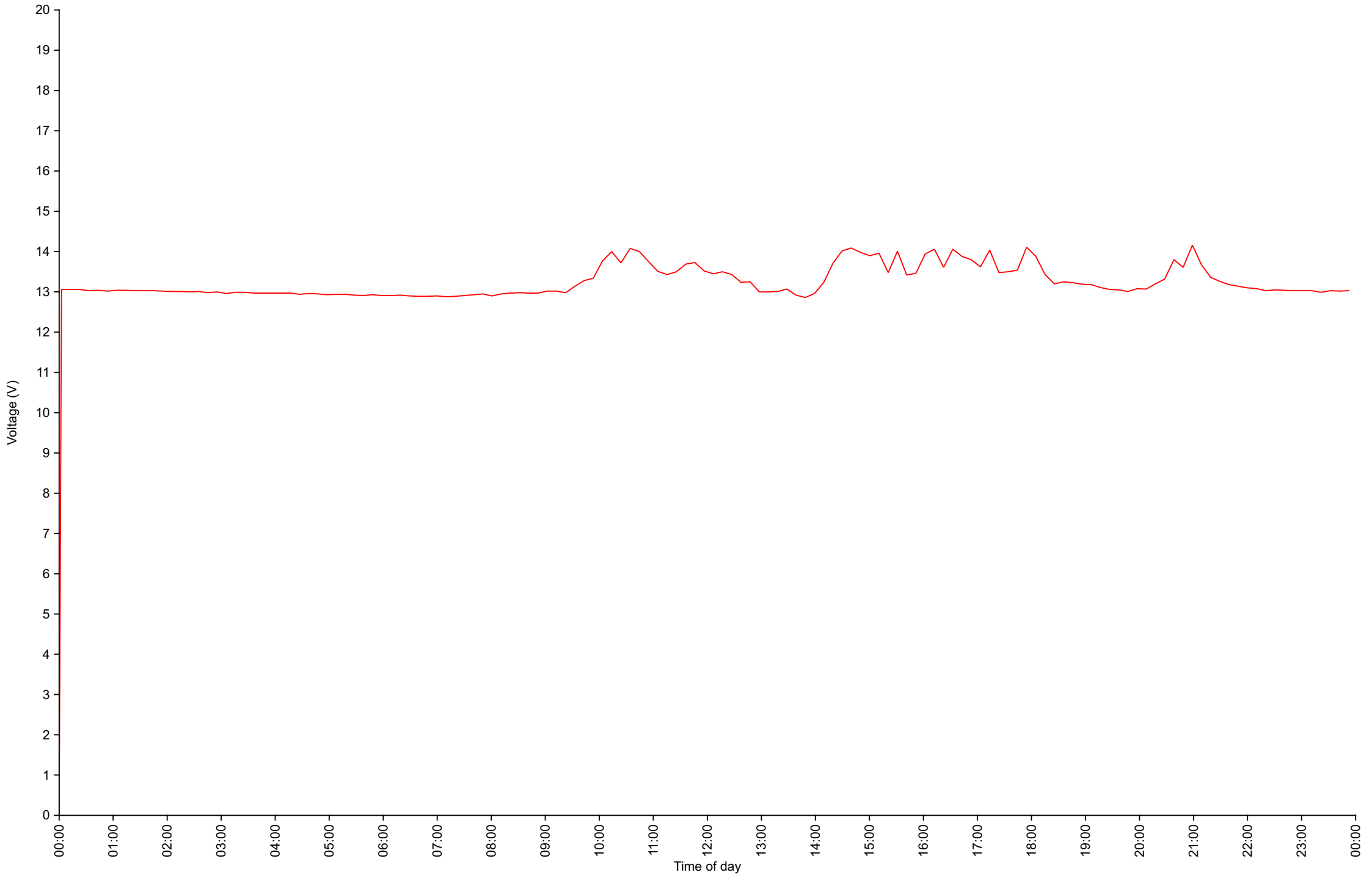
# Cumulative Speed Distribution Curve

## Daily Overview for Sat Aug 5 2023



# Voltage

## Daily Overview for Sat Aug 5 2023



# Traffic Report

Daily Overview for Sun Aug 6 2023

Vehicle Speed Classes (Mph)

|          | <15   | 15<br>20 | 20<br>25 | 25<br>30 | 30<br>35 | 35<br>40 | 40<br>45 | 45<br>50 | 50<br>55 | 55<br>60 | 60<br>65 | 65<br>70 | >70   | Total | 85th<br>Percentile |
|----------|-------|----------|----------|----------|----------|----------|----------|----------|----------|----------|----------|----------|-------|-------|--------------------|
| 00:00    | 0     | 0        | 1        | 4        | 7        | 3        | 1        | 1        | 0        | 0        | 0        | 0        | 0     | 17    | 36.4               |
| 01:00    | 0     | 0        | 0        | 1        | 3        | 1        | 2        | 1        | 0        | 0        | 0        | 0        | 0     | 8     | 43.2               |
| 02:00    | 0     | 0        | 0        | 0        | 1        | 0        | 1        | 0        | 0        | 0        | 0        | 0        | 0     | 2     | 40.0               |
| 03:00    | 0     | 0        | 0        | 0        | 0        | 0        | 0        | 0        | 0        | 0        | 0        | 0        | 0     | 0     | 0.0                |
| 04:00    | 0     | 0        | 0        | 0        | 0        | 1        | 0        | 0        | 0        | 0        | 0        | 0        | 0     | 1     | 37.6               |
| 05:00    | 0     | 0        | 0        | 0        | 0        | 0        | 1        | 1        | 0        | 0        | 0        | 0        | 0     | 2     | 46.2               |
| 06:00    | 0     | 0        | 0        | 0        | 3        | 3        | 3        | 1        | 0        | 0        | 0        | 0        | 0     | 10    | 42.0               |
| 07:00    | 0     | 0        | 0        | 1        | 1        | 3        | 14       | 4        | 1        | 0        | 0        | 0        | 0     | 24    | 43.9               |
| 08:00    | 0     | 0        | 0        | 3        | 5        | 6        | 11       | 7        | 0        | 1        | 1        | 0        | 0     | 34    | 47.4               |
| 09:00    | 0     | 0        | 0        | 9        | 13       | 17       | 13       | 4        | 3        | 2        | 0        | 0        | 1     | 62    | 43.7               |
| 10:00    | 1     | 1        | 4        | 9        | 38       | 35       | 18       | 7        | 1        | 0        | 0        | 0        | 0     | 114   | 41.0               |
| 11:00    | 0     | 0        | 1        | 37       | 48       | 45       | 18       | 2        | 2        | 0        | 0        | 0        | 0     | 153   | 38.9               |
| 12:00    | 0     | 2        | 1        | 19       | 36       | 40       | 27       | 4        | 1        | 0        | 0        | 0        | 0     | 130   | 41.1               |
| 13:00    | 0     | 0        | 1        | 36       | 47       | 47       | 23       | 7        | 0        | 0        | 0        | 0        | 0     | 161   | 39.5               |
| 14:00    | 0     | 0        | 3        | 15       | 41       | 44       | 22       | 3        | 1        | 1        | 0        | 0        | 0     | 130   | 40.2               |
| 15:00    | 0     | 0        | 3        | 17       | 36       | 28       | 29       | 9        | 1        | 1        | 0        | 0        | 0     | 124   | 41.6               |
| 16:00    | 0     | 0        | 0        | 12       | 38       | 28       | 18       | 3        | 0        | 0        | 0        | 0        | 0     | 99    | 39.9               |
| 17:00    | 0     | 0        | 3        | 14       | 15       | 31       | 14       | 4        | 0        | 0        | 0        | 0        | 0     | 81    | 40.8               |
| 18:00    | 0     | 0        | 0        | 11       | 26       | 28       | 16       | 0        | 1        | 0        | 0        | 0        | 0     | 82    | 39.7               |
| 19:00    | 0     | 0        | 0        | 9        | 13       | 19       | 13       | 6        | 1        | 0        | 0        | 0        | 0     | 61    | 43.3               |
| 20:00    | 0     | 0        | 1        | 7        | 9        | 14       | 12       | 4        | 1        | 1        | 0        | 0        | 0     | 49    | 43.7               |
| 21:00    | 0     | 0        | 0        | 3        | 7        | 16       | 10       | 6        | 0        | 0        | 0        | 0        | 0     | 42    | 43.4               |
| 22:00    | 0     | 0        | 0        | 8        | 11       | 3        | 6        | 4        | 1        | 1        | 0        | 0        | 0     | 34    | 44.8               |
| 23:00    | 0     | 0        | 0        | 3        | 5        | 2        | 5        | 2        | 1        | 0        | 0        | 0        | 0     | 18    | 44.9               |
| AM Total | 1     | 1        | 6        | 64       | 119      | 114      | 82       | 28       | 7        | 3        | 1        | 0        | 1     |       |                    |
| PM Total | 0     | 2        | 12       | 154      | 284      | 300      | 195      | 52       | 8        | 4        | 0        | 0        | 0     |       |                    |
| Total    | 1     | 3        | 18       | 218      | 403      | 414      | 277      | 80       | 15       | 7        | 1        | 0        | 1     |       |                    |
| Percent  | 0.07% | 0.21%    | 1.25%    | 15.16%   | 28.03%   | 28.79%   | 19.26%   | 5.56%    | 1.04%    | 0.49%    | 0.07%    | 0.00%    | 0.07% |       |                    |

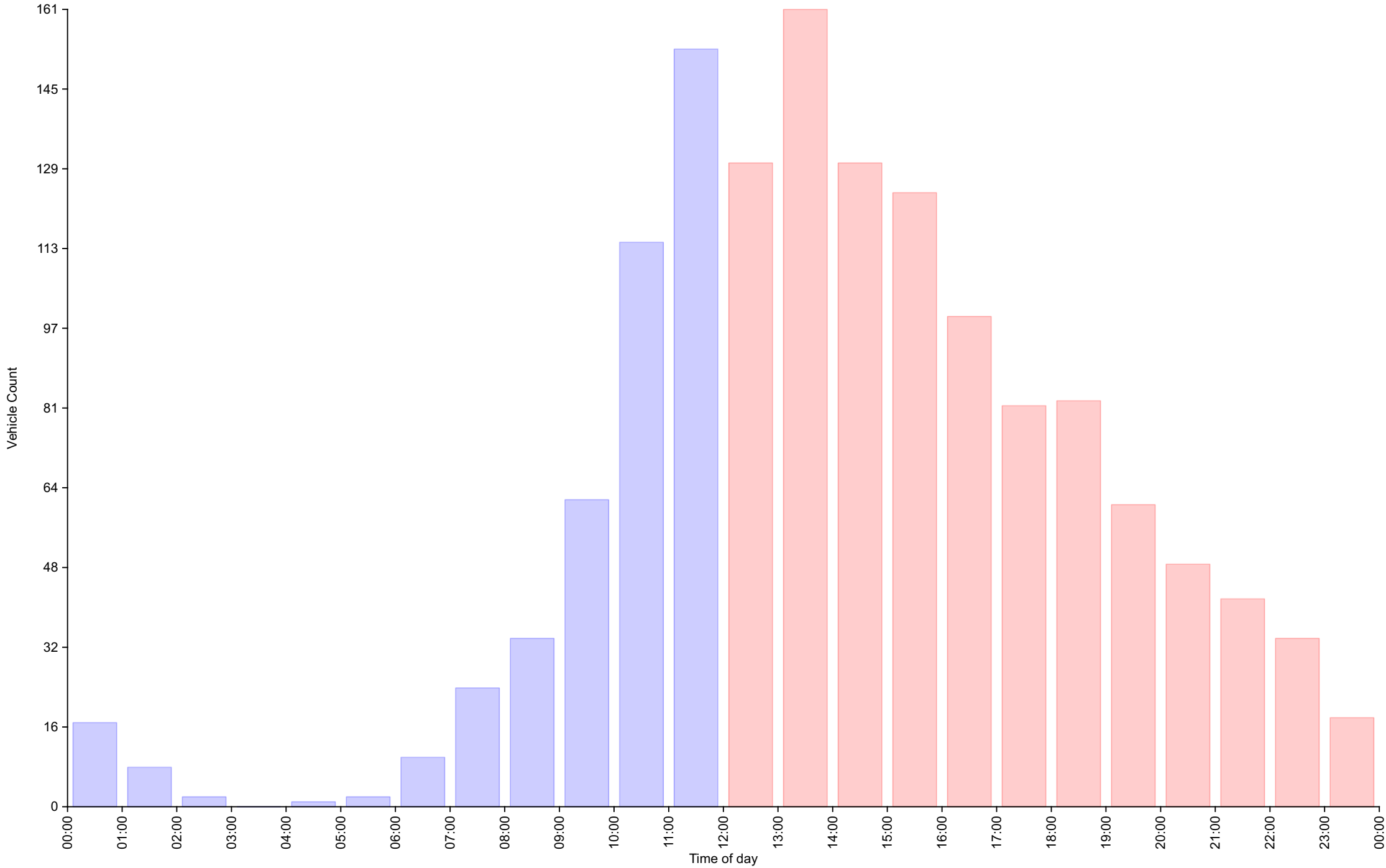
Total Vehicles : 1438  
 30th Percentile : 31.6 MPH  
 50th Percentile : 35.0 MPH  
 85th Percentile : 41.4 MPH  
 95th Percentile : 45.2 MPH  
 Average Speed : 35.6 MPH  
 Highest Speed : 70.4 MPH



# Vehicle Counts By Hour

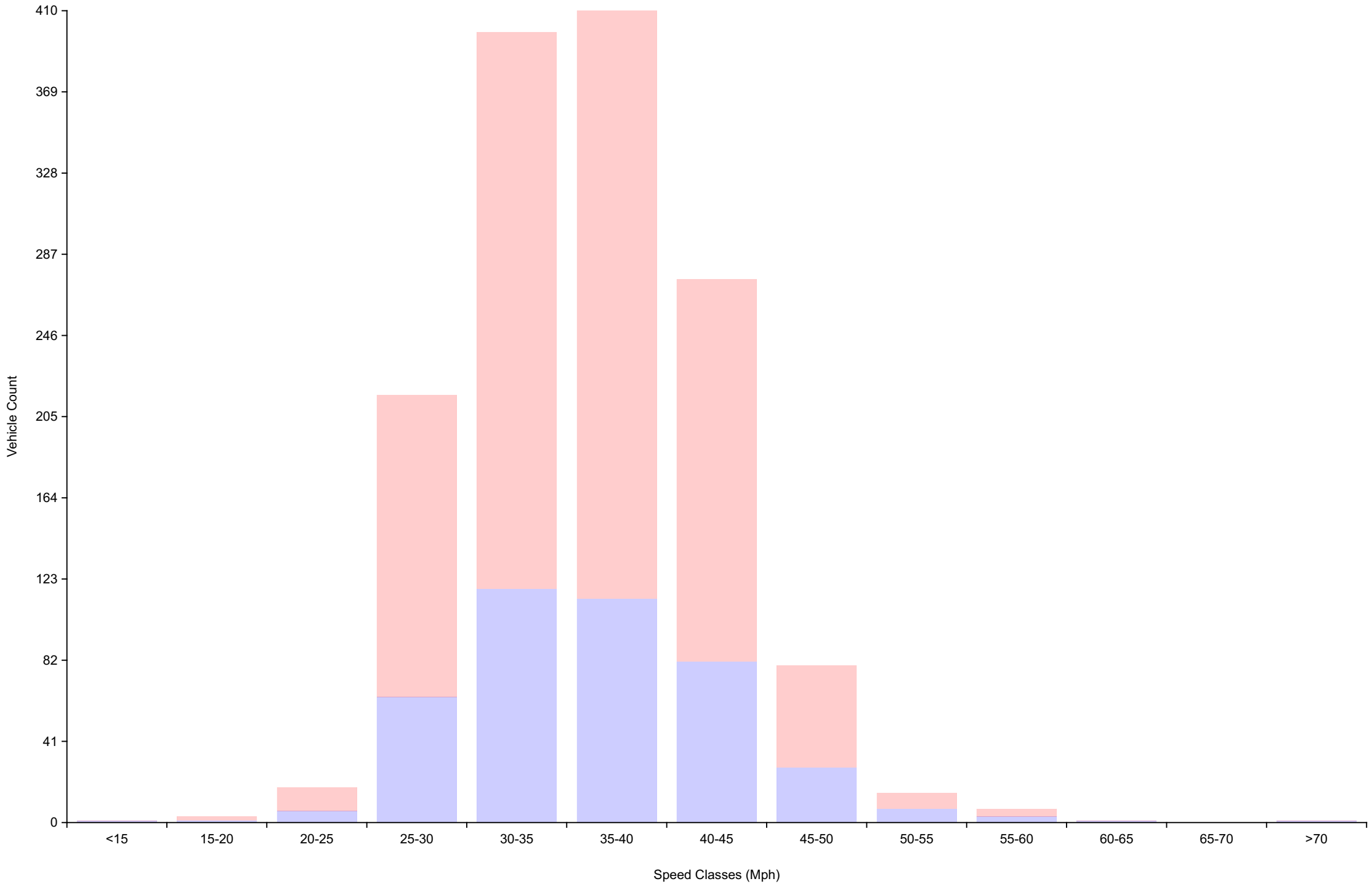
## Daily Overview for Sun Aug 6 2023

(60 Minute Resolution)



# Vehicle Counts By Speed Class

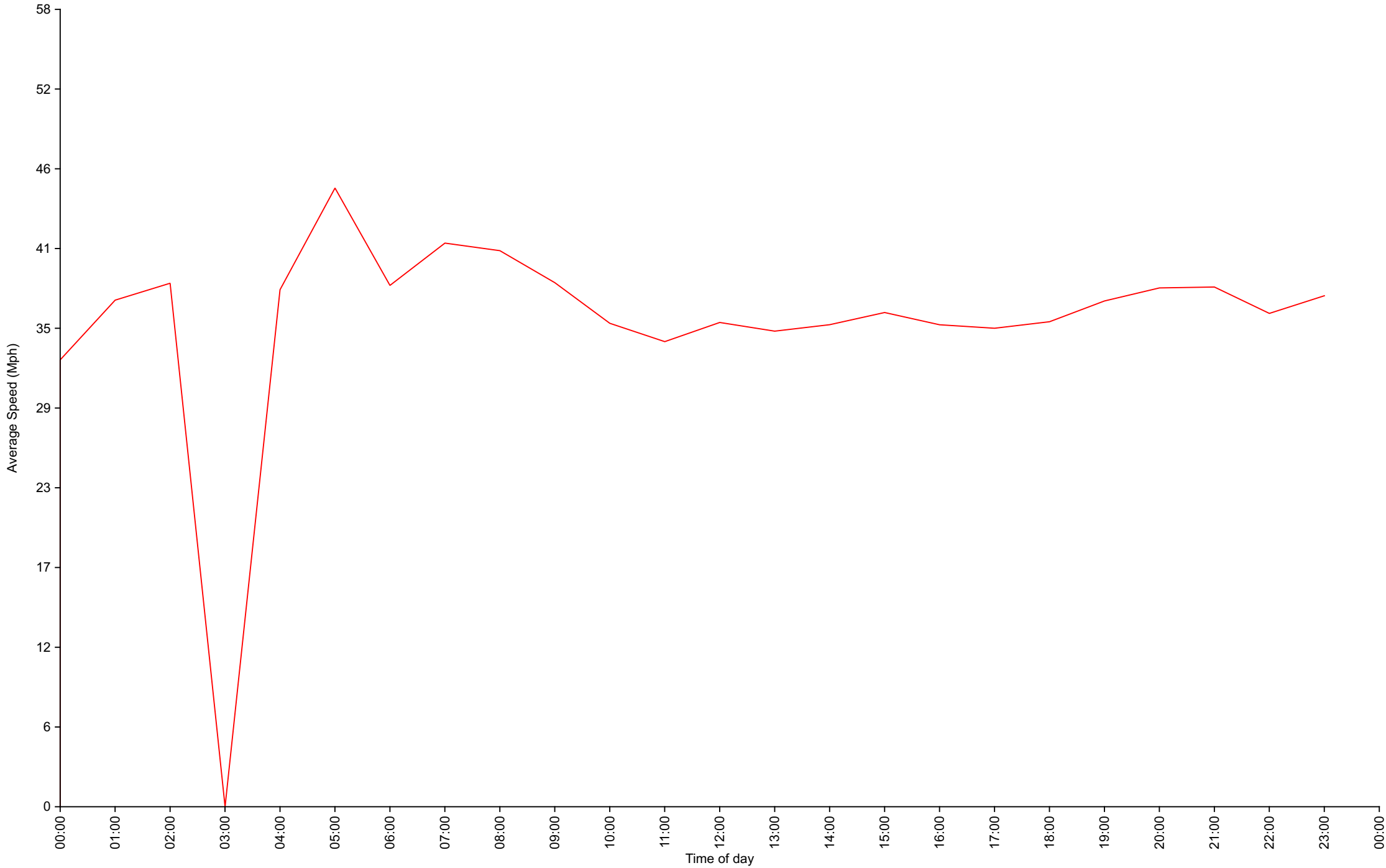
## Daily Overview for Sun Aug 6 2023



# Average Speed By Hour

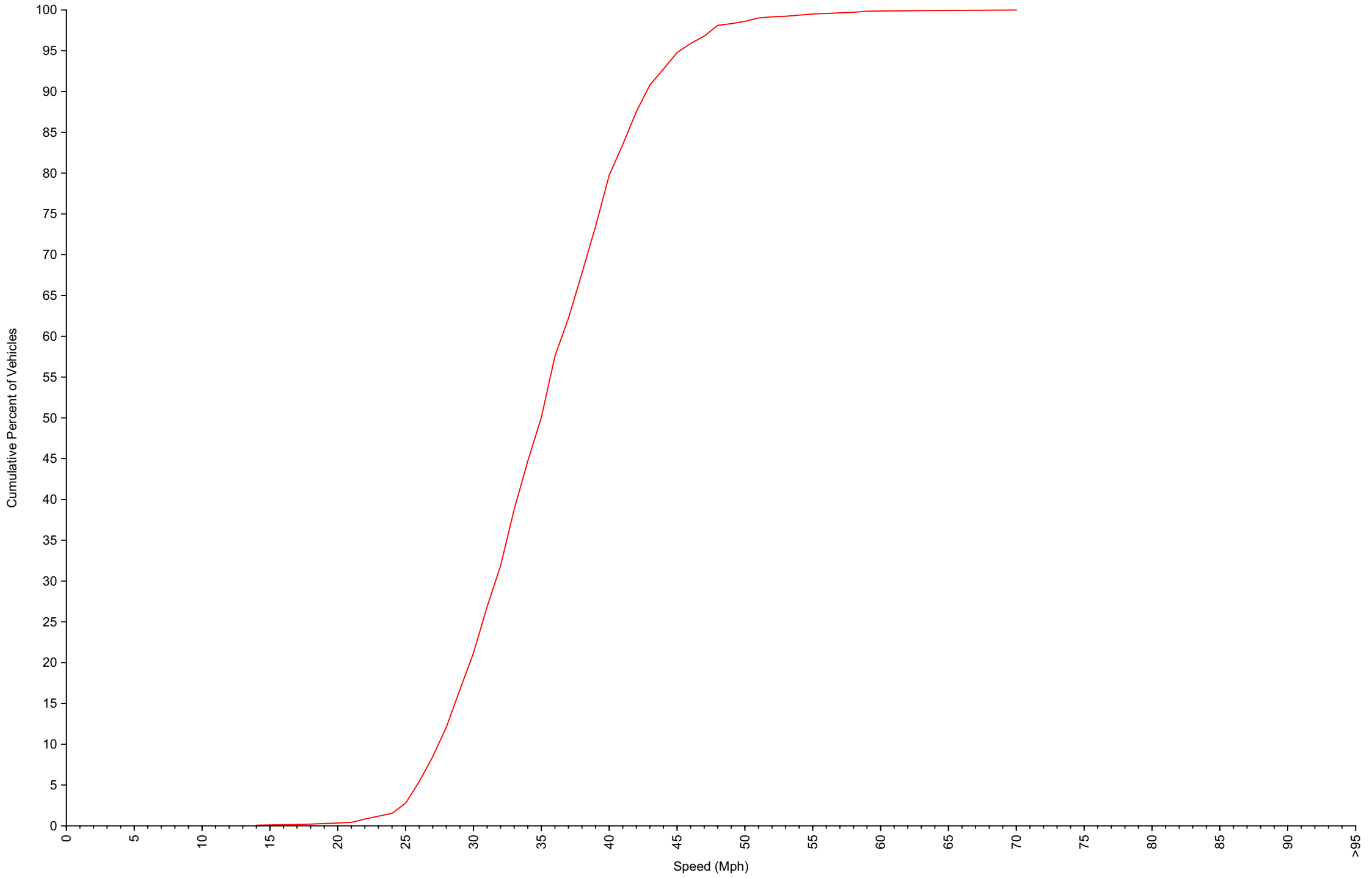
## Daily Overview for Sun Aug 6 2023

(60 Minute Resolution)



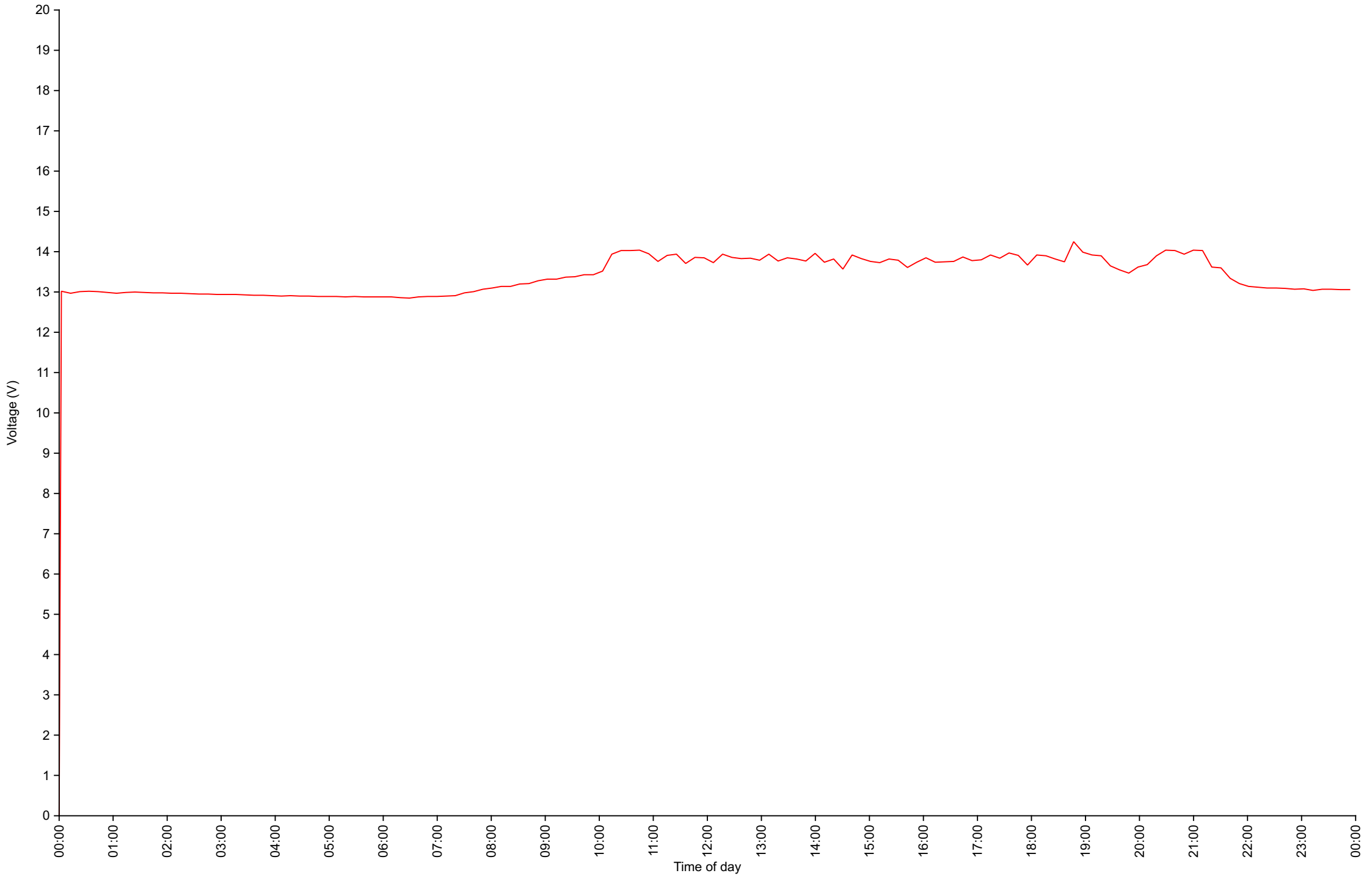
# Cumulative Speed Distribution Curve

## Daily Overview for Sun Aug 6 2023



# Voltage

## Daily Overview for Sun Aug 6 2023



# Traffic Report

Daily Overview for Mon Aug 7 2023

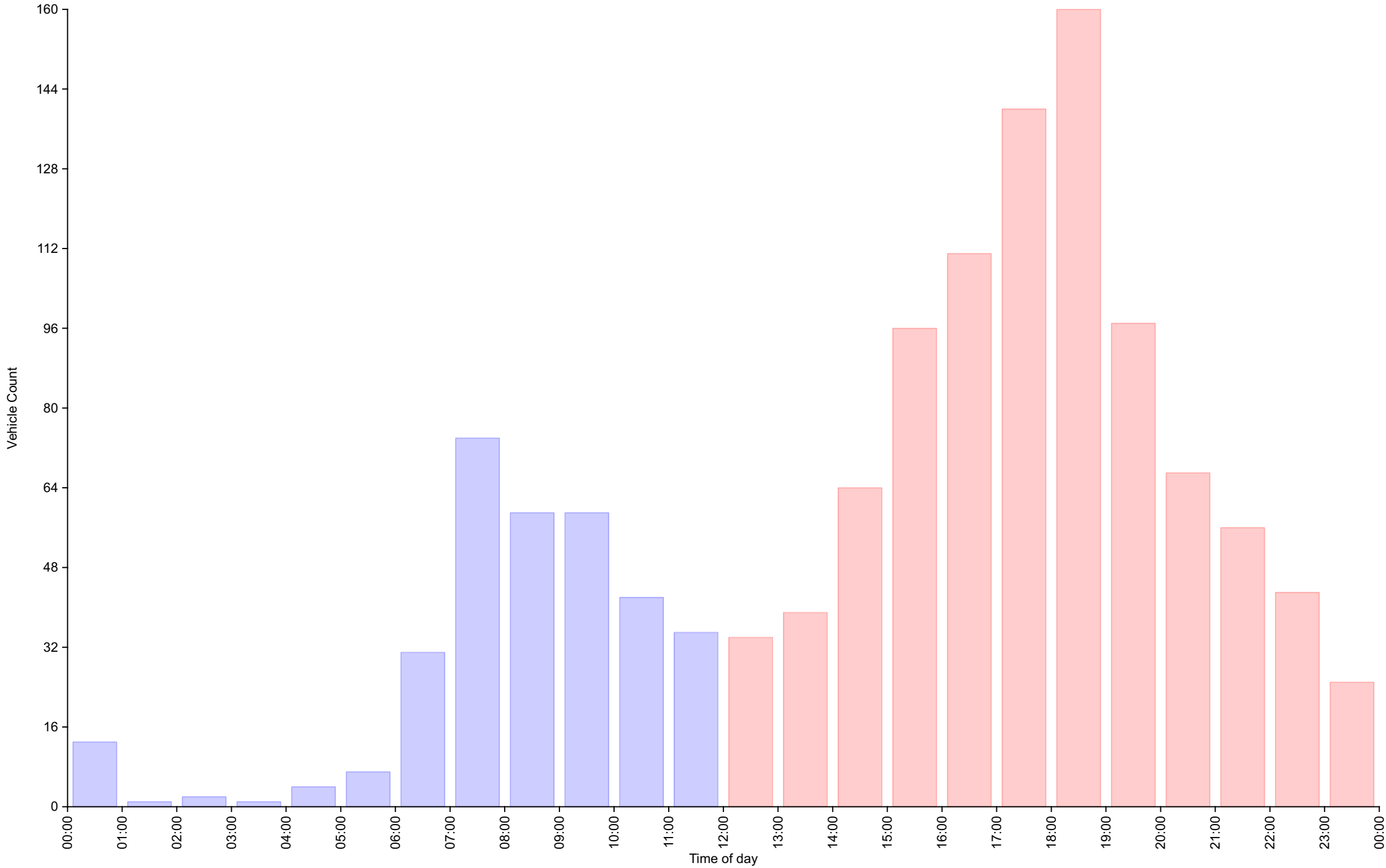
Vehicle Speed Classes (Mph)

|          | <15   | 15<br>20 | 20<br>25 | 25<br>30 | 30<br>35 | 35<br>40 | 40<br>45 | 45<br>50 | 50<br>55 | 55<br>60 | 60<br>65 | 65<br>70 | >70   | Total | 85th<br>Percentile |
|----------|-------|----------|----------|----------|----------|----------|----------|----------|----------|----------|----------|----------|-------|-------|--------------------|
| 00:00    | 0     | 0        | 1        | 0        | 3        | 4        | 4        | 0        | 1        | 0        | 0        | 0        | 0     | 13    | 41.1               |
| 01:00    | 0     | 0        | 0        | 0        | 0        | 1        | 0        | 0        | 0        | 0        | 0        | 0        | 0     | 1     | 39.2               |
| 02:00    | 0     | 0        | 0        | 0        | 2        | 0        | 0        | 0        | 0        | 0        | 0        | 0        | 0     | 2     | 32.7               |
| 03:00    | 0     | 0        | 0        | 0        | 0        | 0        | 0        | 1        | 0        | 0        | 0        | 0        | 0     | 1     | 46.7               |
| 04:00    | 0     | 0        | 0        | 0        | 0        | 2        | 0        | 1        | 1        | 0        | 0        | 0        | 0     | 4     | 47.4               |
| 05:00    | 0     | 0        | 0        | 0        | 1        | 1        | 3        | 1        | 1        | 0        | 0        | 0        | 0     | 7     | 45.9               |
| 06:00    | 0     | 0        | 0        | 3        | 7        | 7        | 12       | 1        | 0        | 1        | 0        | 0        | 0     | 31    | 42.7               |
| 07:00    | 0     | 0        | 0        | 8        | 9        | 21       | 19       | 14       | 3        | 0        | 0        | 0        | 0     | 74    | 44.3               |
| 08:00    | 0     | 0        | 0        | 5        | 9        | 22       | 18       | 3        | 2        | 0        | 0        | 0        | 0     | 59    | 41.7               |
| 09:00    | 1     | 0        | 0        | 6        | 13       | 15       | 15       | 8        | 1        | 0        | 0        | 0        | 0     | 59    | 43.1               |
| 10:00    | 0     | 0        | 1        | 2        | 10       | 15       | 11       | 3        | 0        | 0        | 0        | 0        | 0     | 42    | 41.7               |
| 11:00    | 0     | 0        | 1        | 4        | 14       | 6        | 7        | 3        | 0        | 0        | 0        | 0        | 0     | 35    | 41.5               |
| 12:00    | 0     | 0        | 1        | 9        | 7        | 11       | 4        | 2        | 0        | 0        | 0        | 0        | 0     | 34    | 39.9               |
| 13:00    | 0     | 0        | 2        | 9        | 7        | 13       | 5        | 2        | 1        | 0        | 0        | 0        | 0     | 39    | 41.1               |
| 14:00    | 0     | 0        | 0        | 9        | 19       | 16       | 14       | 3        | 3        | 0        | 0        | 0        | 0     | 64    | 42.1               |
| 15:00    | 0     | 1        | 1        | 16       | 24       | 31       | 18       | 3        | 2        | 0        | 0        | 0        | 0     | 96    | 41.3               |
| 16:00    | 0     | 0        | 0        | 16       | 35       | 32       | 17       | 8        | 3        | 0        | 0        | 0        | 0     | 111   | 42.1               |
| 17:00    | 0     | 0        | 1        | 23       | 43       | 35       | 26       | 9        | 1        | 2        | 0        | 0        | 0     | 140   | 41.0               |
| 18:00    | 0     | 1        | 3        | 22       | 45       | 55       | 20       | 9        | 4        | 1        | 0        | 0        | 0     | 160   | 41.2               |
| 19:00    | 0     | 1        | 1        | 17       | 28       | 26       | 13       | 7        | 2        | 2        | 0        | 0        | 0     | 97    | 42.2               |
| 20:00    | 1     | 0        | 0        | 4        | 15       | 26       | 12       | 7        | 2        | 0        | 0        | 0        | 0     | 67    | 42.0               |
| 21:00    | 0     | 0        | 0        | 10       | 24       | 13       | 6        | 2        | 1        | 0        | 0        | 0        | 0     | 56    | 39.6               |
| 22:00    | 0     | 0        | 0        | 9        | 14       | 11       | 6        | 1        | 2        | 0        | 0        | 0        | 0     | 43    | 40.3               |
| 23:00    | 0     | 0        | 0        | 3        | 3        | 8        | 6        | 3        | 1        | 0        | 1        | 0        | 0     | 25    | 43.9               |
| AM Total | 1     | 0        | 3        | 28       | 68       | 94       | 89       | 35       | 9        | 1        | 0        | 0        | 0     |       |                    |
| PM Total | 1     | 3        | 9        | 147      | 264      | 277      | 147      | 56       | 22       | 5        | 1        | 0        | 0     |       |                    |
| Total    | 2     | 3        | 12       | 175      | 332      | 371      | 236      | 91       | 31       | 6        | 1        | 0        | 0     |       |                    |
| Percent  | 0.16% | 0.24%    | 0.95%    | 13.89%   | 26.35%   | 29.44%   | 18.73%   | 7.22%    | 2.46%    | 0.48%    | 0.08%    | 0.00%    | 0.00% |       |                    |

Total Vehicles : 1260  
 30th Percentile : 32.1 MPH  
 50th Percentile : 35.4 MPH  
 85th Percentile : 42.1 MPH  
 95th Percentile : 46.7 MPH  
 Average Speed : 36.2 MPH  
 Highest Speed : 59.7 MPH

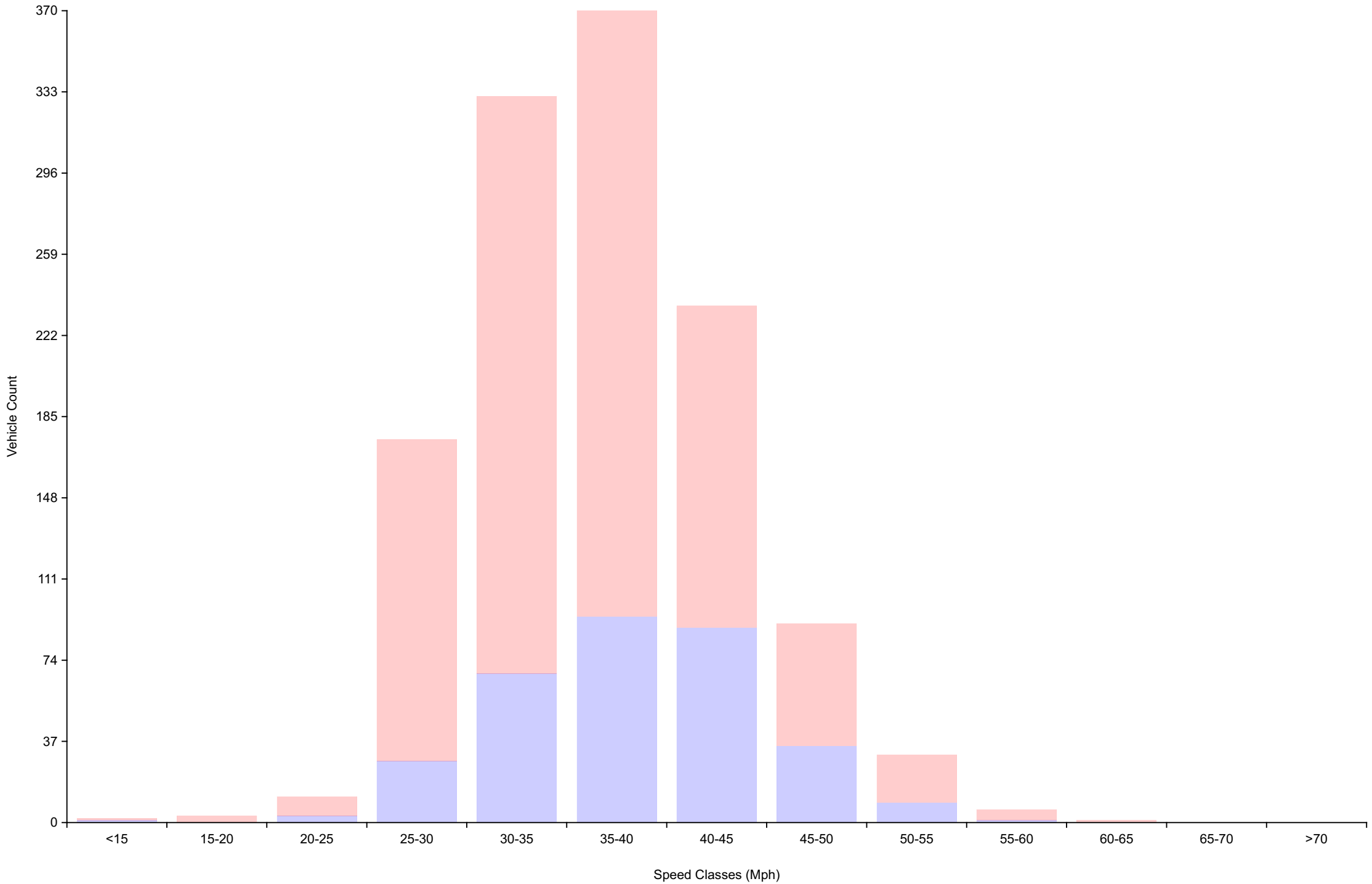
# Vehicle Counts By Hour

Daily Overview for Mon Aug 7 2023  
(60 Minute Resolution)



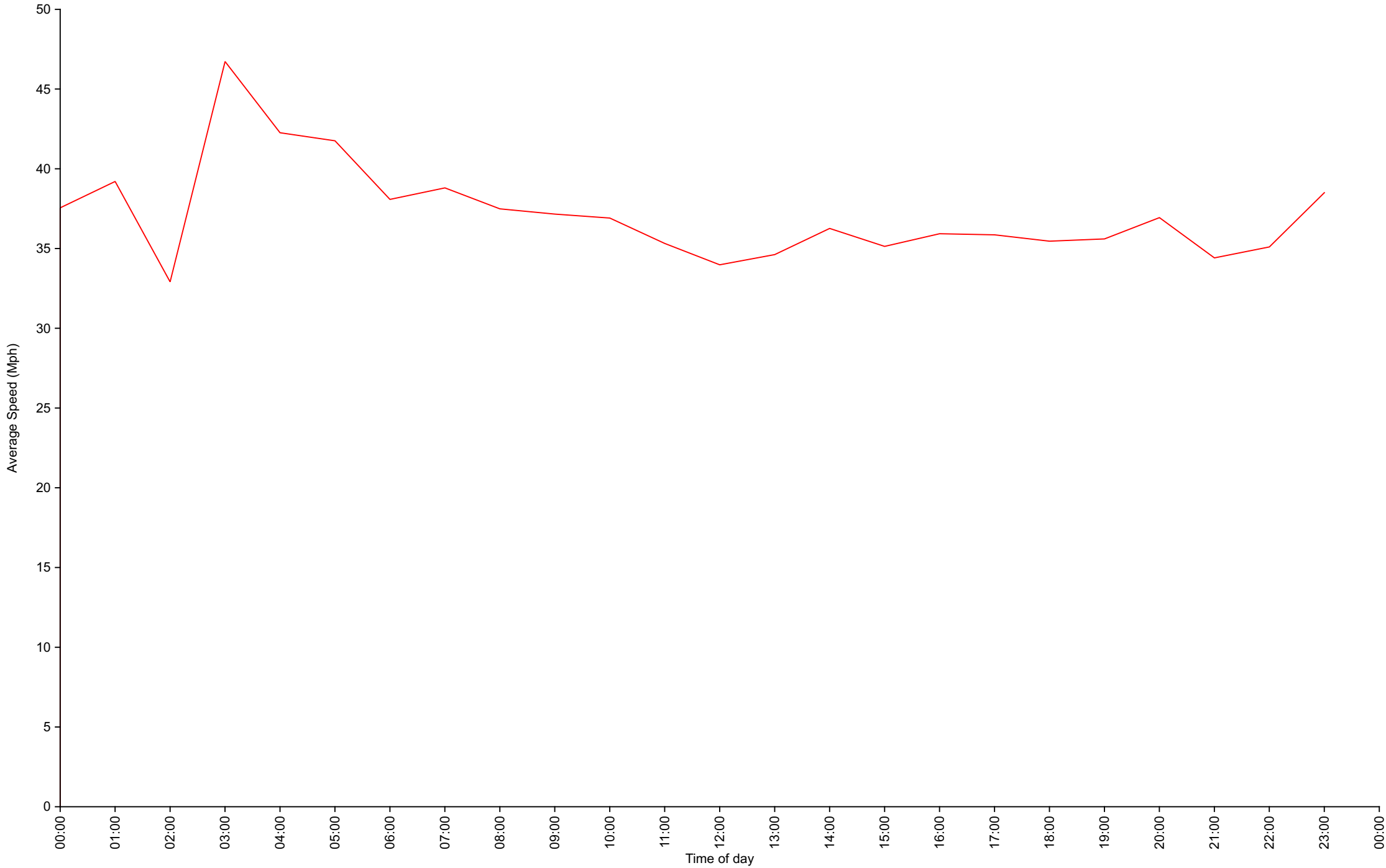
# Vehicle Counts By Speed Class

## Daily Overview for Mon Aug 7 2023



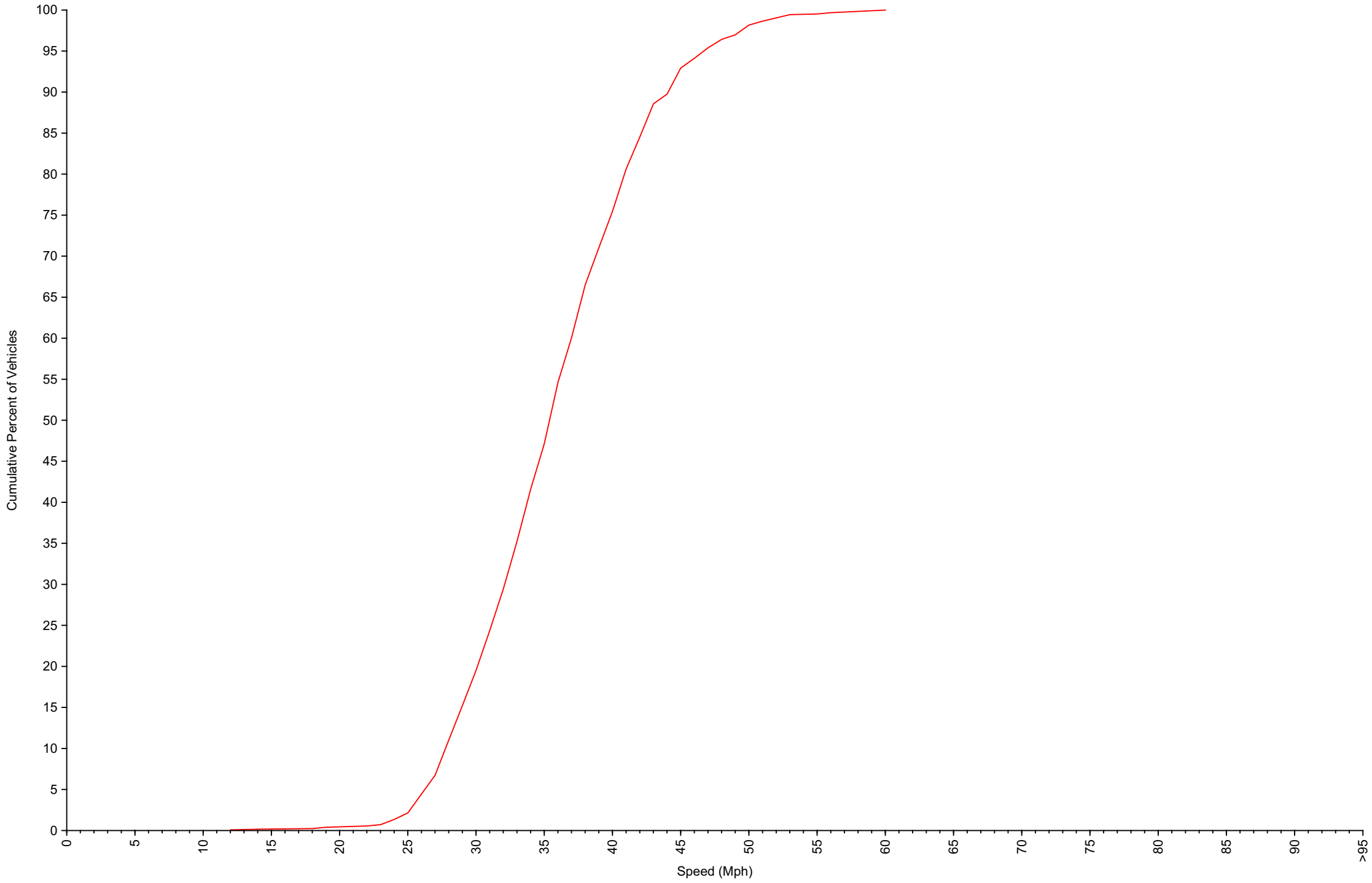


Average Speed By Hour  
Daily Overview for Mon Aug 7 2023  
(60 Minute Resolution)



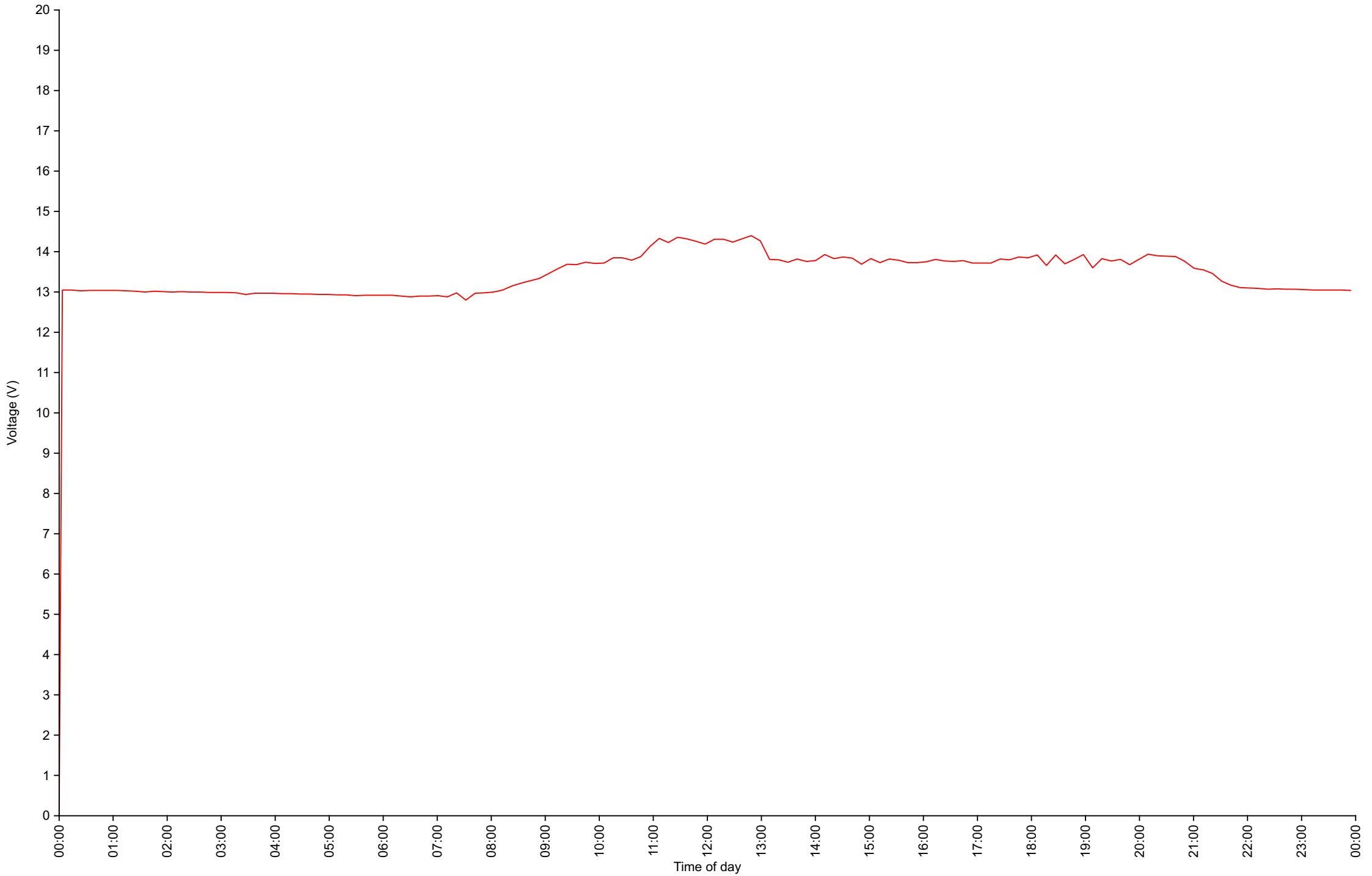
# Cumulative Speed Distribution Curve

## Daily Overview for Mon Aug 7 2023



# Voltage

## Daily Overview for Mon Aug 7 2023



# Traffic Report

Daily Overview for Tue Aug 8 2023

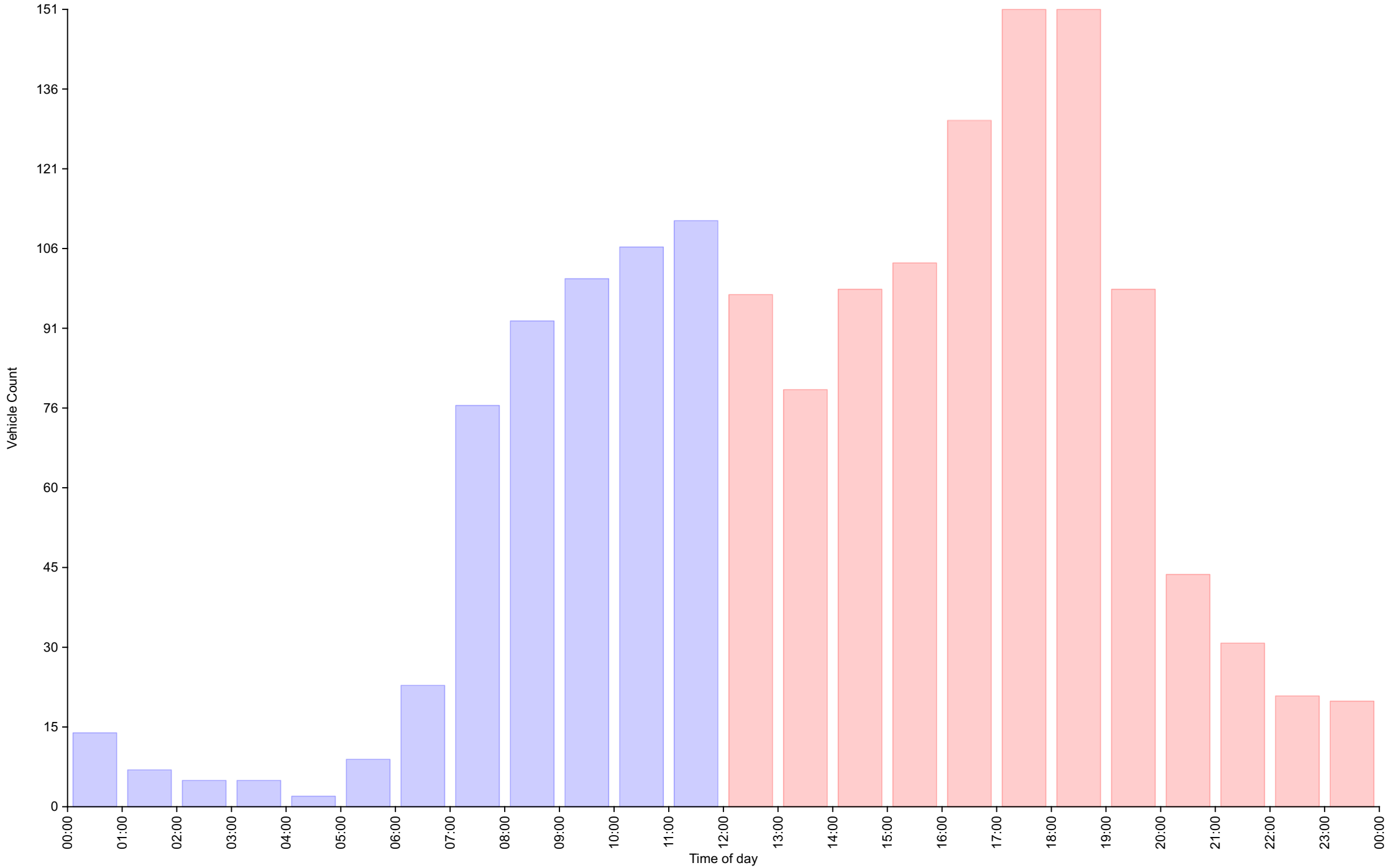
Vehicle Speed Classes (Mph)

|          | <15   | 15<br>20 | 20<br>25 | 25<br>30  | 30<br>35      | 35<br>40   | 40<br>45  | 45<br>50 | 50<br>55 | 55<br>60 | 60<br>65 | 65<br>70 | >70   | Total      | 85th<br>Percentile |
|----------|-------|----------|----------|-----------|---------------|------------|-----------|----------|----------|----------|----------|----------|-------|------------|--------------------|
| 00:00    | 0     | 0        | 0        | 2         | 4             | 2          | 6         | 0        | 0        | 0        | 0        | 0        | 0     | 14         | 42.5               |
| 01:00    | 0     | 0        | 0        | 1         | 3             | 0          | 1         | 2        | 0        | 0        | 0        | 0        | 0     | 7          | 45.8               |
| 02:00    | 0     | 0        | 0        | 1         | 1             | 1          | 0         | 2        | 0        | 0        | 0        | 0        | 0     | 5          | 46.0               |
| 03:00    | 0     | 0        | 0        | 0         | 0             | 1          | 3         | 0        | 1        | 0        | 0        | 0        | 0     | 5          | 43.5               |
| 04:00    | 0     | 0        | 0        | 0         | 0             | 1          | 0         | 1        | 0        | 0        | 0        | 0        | 0     | 2          | 42.6               |
| 05:00    | 0     | 0        | 0        | 0         | 2             | 1          | 1         | 3        | 1        | <b>1</b> | 0        | 0        | 0     | 9          | <b>50.6</b>        |
| 06:00    | 0     | 0        | 0        | 0         | 4             | 8          | 5         | 5        | 1        | 0        | 0        | 0        | 0     | 23         | 44.6               |
| 07:00    | 0     | 0        | 1        | 7         | 12            | 28         | 20        | <b>7</b> | 1        | 0        | 0        | 0        | 0     | 76         | 42.7               |
| 08:00    | 0     | 0        | 0        | 18        | 20            | 26         | <b>22</b> | 3        | <b>3</b> | 0        | 0        | 0        | 0     | 92         | 41.6               |
| 09:00    | 0     | 0        | 6        | 25        | 27            | 24         | 17        | 1        | 0        | 0        | 0        | 0        | 0     | 100        | 39.4               |
| 10:00    | 0     | 0        | <b>7</b> | 22        | 26            | <b>33</b>  | 12        | 4        | 2        | 0        | 0        | 0        | 0     | 106        | 40.6               |
| 11:00    | 0     | 0        | 1        | <b>27</b> | <b>32</b>     | 23         | 22        | 4        | 2        | 0        | 0        | 0        | 0     | <b>111</b> | 41.1               |
| 12:00    | 0     | 0        | 4        | 12        | 43            | 23         | 14        | 0        | 0        | <b>1</b> | 0        | 0        | 0     | 97         | 39.1               |
| 13:00    | 0     | 0        | 1        | 19        | 33            | 16         | 9         | 1        | 0        | 0        | 0        | 0        | 0     | 79         | 38.1               |
| 14:00    | 0     | 0        | 4        | 25        | 27            | 25         | 11        | 5        | 1        | 0        | 0        | 0        | 0     | 98         | 39.6               |
| 15:00    | 0     | 0        | 4        | 26        | 21            | 31         | 12        | 5        | <b>4</b> | 0        | 0        | 0        | 0     | 103        | 40.9               |
| 16:00    | 0     | <b>1</b> | <b>5</b> | 15        | 53            | 34         | 16        | 3        | 3        | 0        | 0        | 0        | 0     | 130        | 39.5               |
| 17:00    | 0     | 0        | 2        | <b>34</b> | 41            | <b>47</b>  | <b>22</b> | 4        | 1        | 0        | 0        | 0        | 0     | <b>151</b> | 39.6               |
| 18:00    | 0     | 0        | 3        | 21        | <b>58</b>     | 41         | 21        | <b>7</b> | 0        | 0        | 0        | 0        | 0     | 151        | 39.8               |
| 19:00    | 0     | 0        | 1        | 16        | 29            | 29         | 19        | 2        | 1        | 1        | 0        | 0        | 0     | 98         | 40.6               |
| 20:00    | 0     | 0        | 0        | 2         | 13            | 9          | 13        | 6        | 1        | 0        | 0        | 0        | 0     | 44         | <b>44.1</b>        |
| 21:00    | 0     | 0        | 0        | 2         | 10            | 6          | 9         | 3        | 1        | 0        | 0        | 0        | 0     | 31         | 43.4               |
| 22:00    | 0     | 0        | 1        | 6         | 4             | 8          | 2         | 0        | 0        | 0        | 0        | 0        | 0     | 21         | 38.0               |
| 23:00    | 0     | 0        | 2        | 6         | 5             | 1          | 4         | 2        | 0        | 0        | 0        | 0        | 0     | 20         | 40.7               |
| AM Total | 0     | 0        | 15       | 103       | 131           | <b>148</b> | 109       | 32       | 11       | 1        | 0        | 0        | 0     |            |                    |
| PM Total | 0     | 1        | 27       | 184       | <b>337</b>    | 270        | 152       | 38       | 12       | 2        | 0        | 0        | 0     |            |                    |
| Total    | 0     | 1        | 42       | 287       | <b>468</b>    | 418        | 261       | 70       | 23       | 3        | 0        | 0        | 0     |            |                    |
| Percent  | 0.00% | 0.06%    | 2.67%    | 18.25%    | <b>29.75%</b> | 26.57%     | 16.59%    | 4.45%    | 1.46%    | 0.19%    | 0.00%    | 0.00%    | 0.00% |            |                    |

Total Vehicles : 1573  
 30th Percentile : 30.5 MPH  
 50th Percentile : 33.9 MPH  
 85th Percentile : 40.8 MPH  
 95th Percentile : 44.5 MPH  
 Average Speed : 34.8 MPH  
 Highest Speed : 57.2 MPH

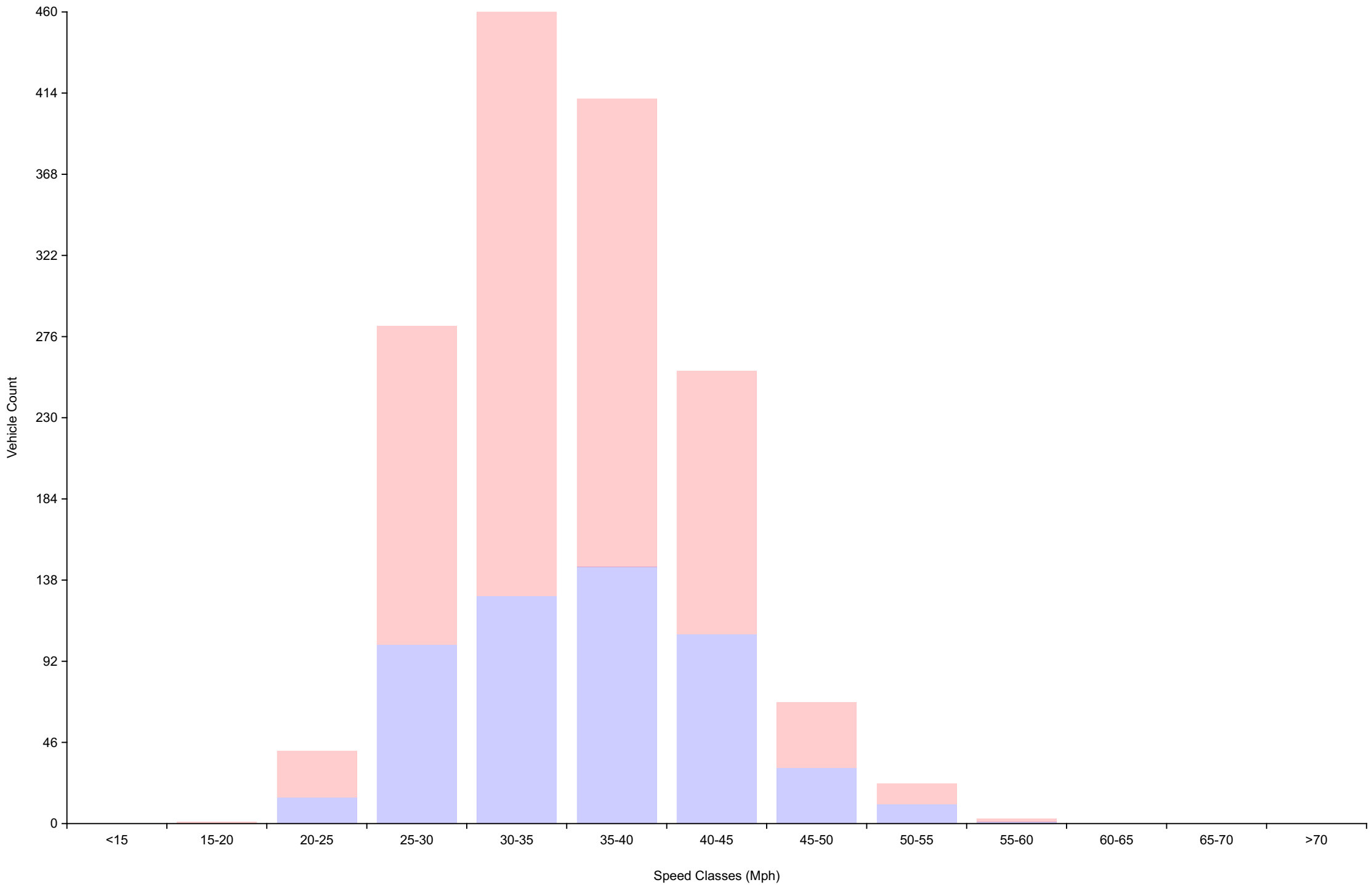
# Vehicle Counts By Hour

Daily Overview for Tue Aug 8 2023  
(60 Minute Resolution)



# Vehicle Counts By Speed Class

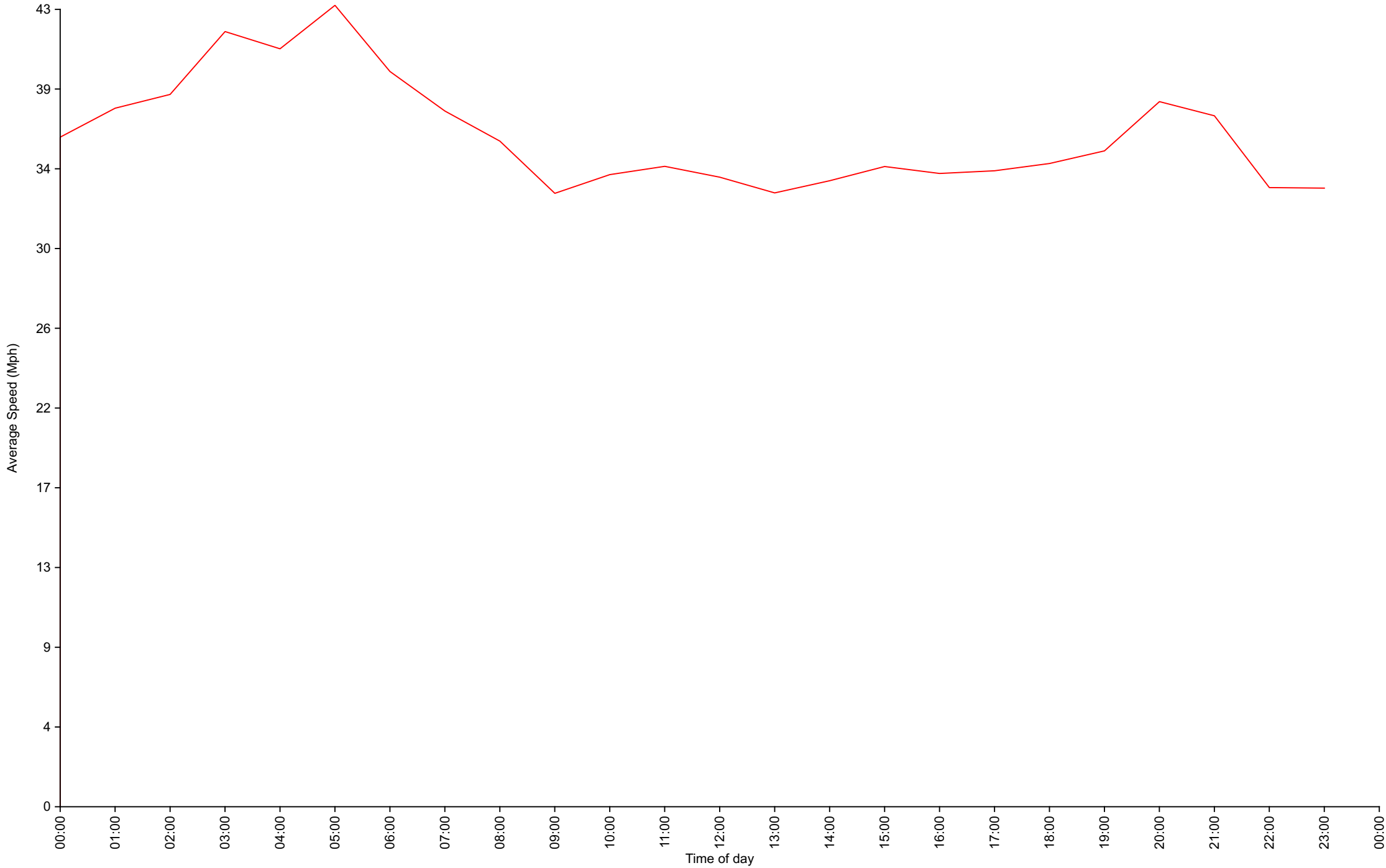
## Daily Overview for Tue Aug 8 2023



# Average Speed By Hour

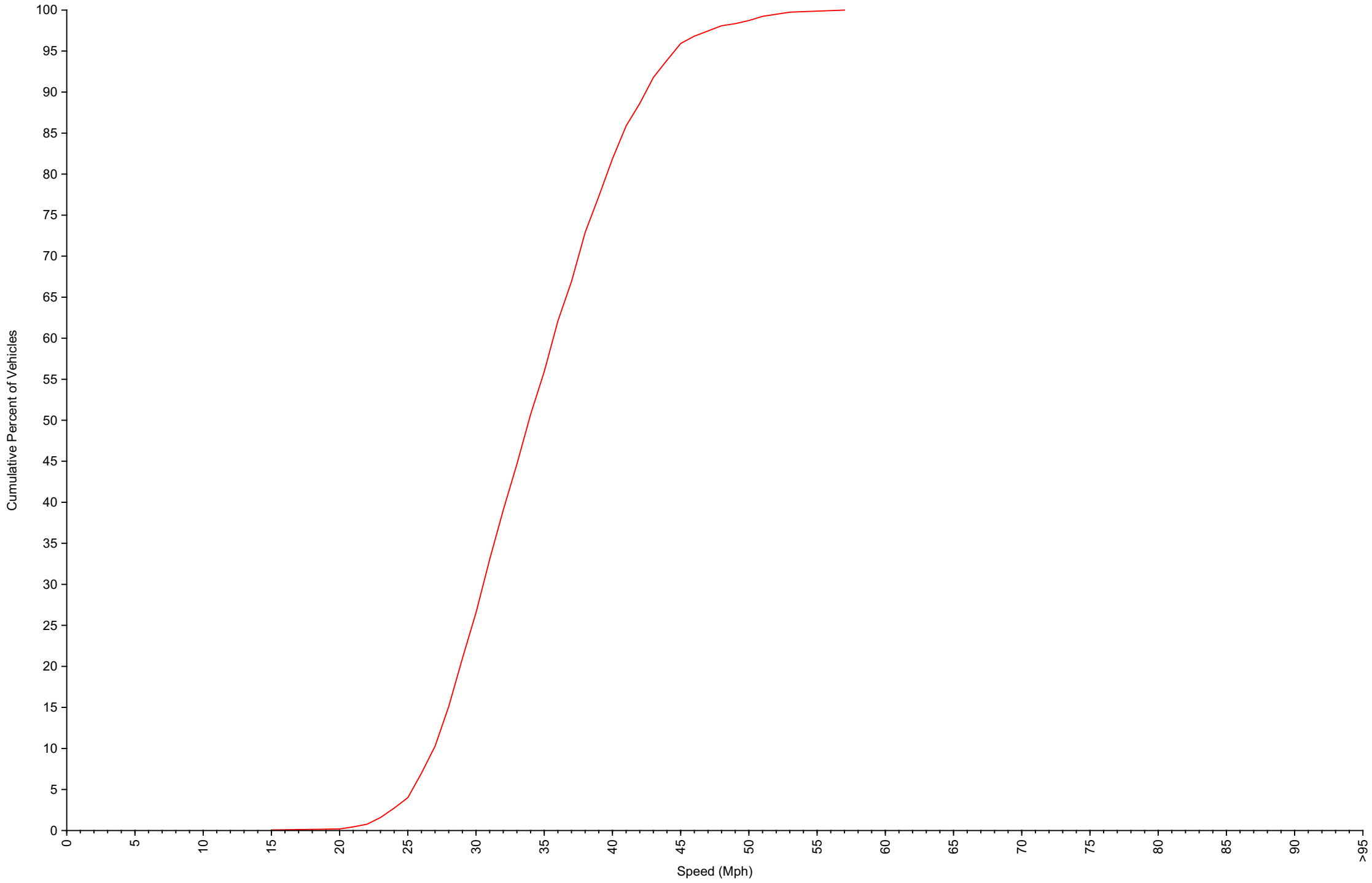
## Daily Overview for Tue Aug 8 2023

(60 Minute Resolution)



# Cumulative Speed Distribution Curve

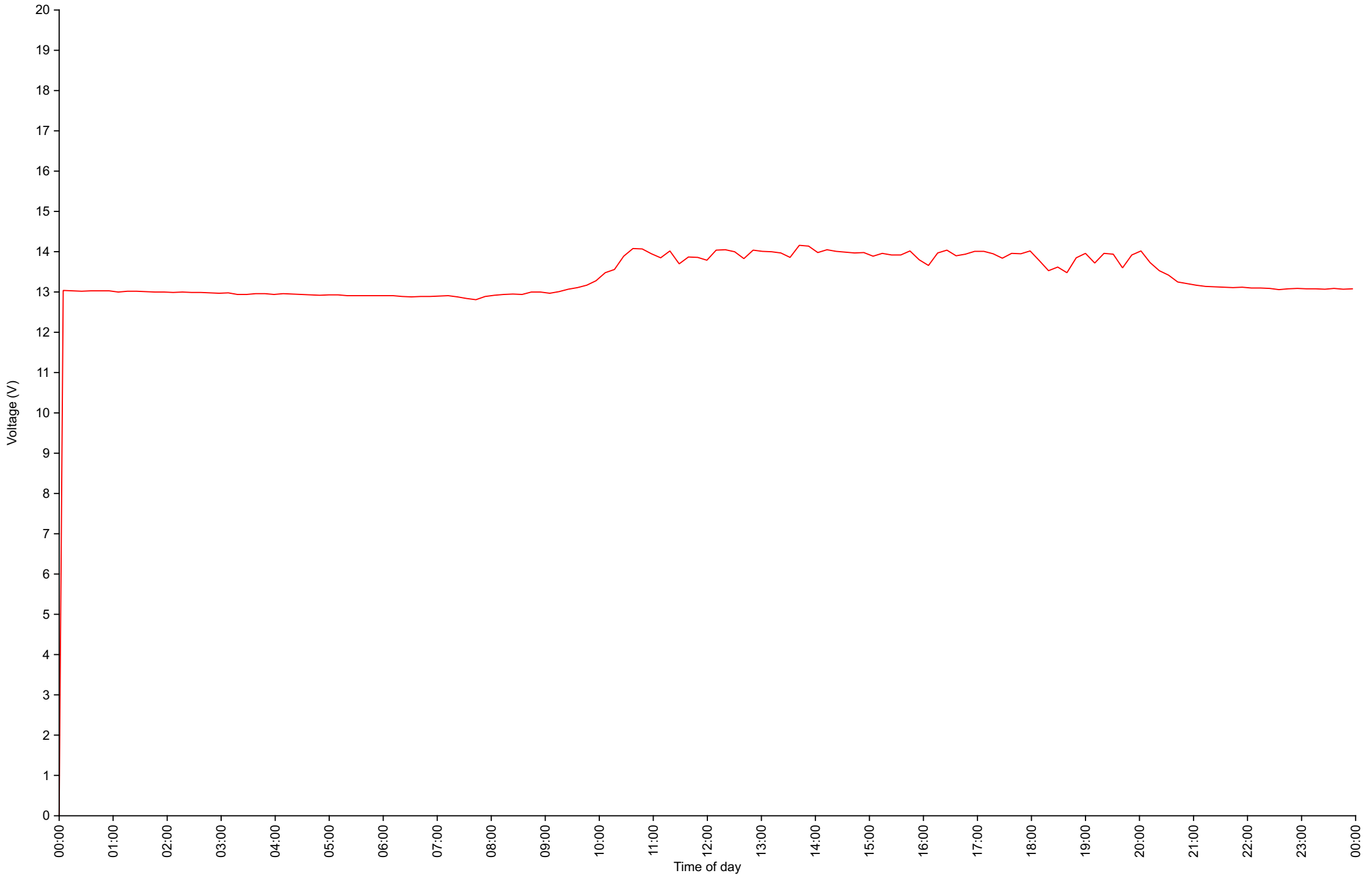
## Daily Overview for Tue Aug 8 2023





# Voltage

## Daily Overview for Tue Aug 8 2023



# Traffic Report

Daily Overview for Wed Aug 9 2023

Vehicle Speed Classes (Mph)

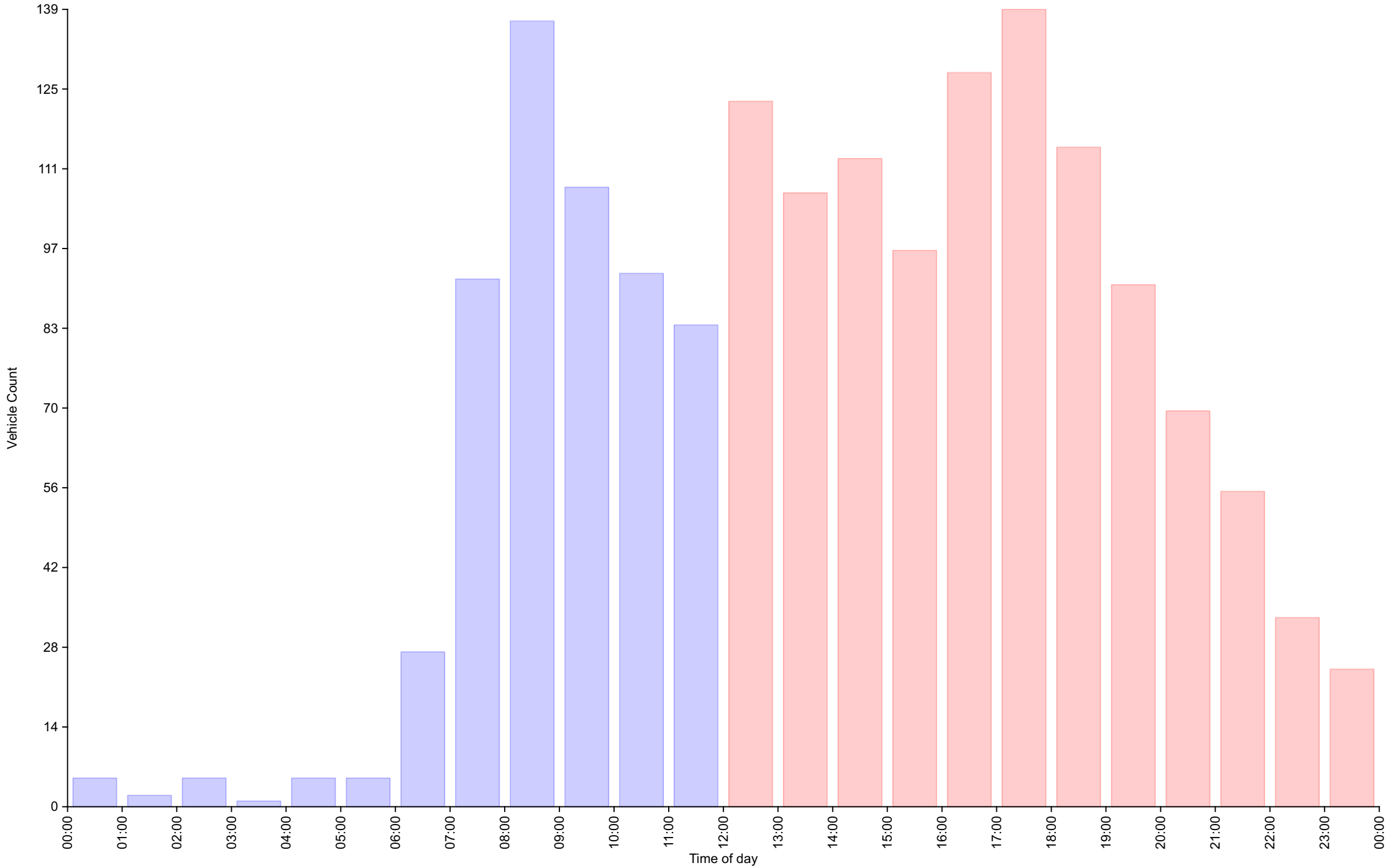
|          | <15      | 15<br>20 | 20<br>25 | 25<br>30  | 30<br>35  | 35<br>40      | 40<br>45  | 45<br>50  | 50<br>55 | 55<br>60 | 60<br>65 | 65<br>70 | >70   | Total      | 85th<br>Percentile |
|----------|----------|----------|----------|-----------|-----------|---------------|-----------|-----------|----------|----------|----------|----------|-------|------------|--------------------|
| 00:00    | 0        | 0        | 0        | 1         | 2         | 1             | 0         | 1         | 0        | 0        | 0        | 0        | 0     | 5          | 40.0               |
| 01:00    | 0        | 0        | 0        | 0         | 1         | 0             | 1         | 0         | 0        | 0        | 0        | 0        | 0     | 2          | 39.6               |
| 02:00    | 0        | 0        | 0        | 1         | 1         | 2             | 0         | 1         | 0        | 0        | 0        | 0        | 0     | 5          | 38.8               |
| 03:00    | 0        | 0        | 0        | 0         | 0         | 1             | 0         | 0         | 0        | 0        | 0        | 0        | 0     | 1          | 36.1               |
| 04:00    | 0        | 0        | 0        | 0         | 2         | 3             | 0         | 0         | 0        | 0        | 0        | 0        | 0     | 5          | 37.3               |
| 05:00    | 0        | 0        | 0        | 0         | 2         | 0             | 2         | 1         | 0        | 0        | 0        | 0        | 0     | 5          | 42.0               |
| 06:00    | 0        | 0        | 0        | 0         | 8         | 10            | 4         | 3         | 2        | 0        | 0        | 0        | 0     | 27         | <b>44.9</b>        |
| 07:00    | 0        | 0        | <b>3</b> | 3         | 22        | 25            | 26        | 8         | <b>5</b> | 0        | 0        | 0        | 0     | 92         | 43.9               |
| 08:00    | 0        | 0        | 2        | 6         | 32        | <b>38</b>     | <b>45</b> | <b>12</b> | 2        | 0        | 0        | 0        | 0     | <b>137</b> | 42.7               |
| 09:00    | 0        | 0        | 1        | <b>14</b> | <b>33</b> | 26            | 27        | 7         | 0        | 0        | 0        | 0        | 0     | 108        | 42.2               |
| 10:00    | 0        | 0        | 2        | 9         | 19        | 32            | 19        | 9         | 2        | <b>1</b> | 0        | 0        | 0     | 93         | 42.4               |
| 11:00    | 0        | 0        | 2        | 14        | 21        | 26            | 18        | 2         | 1        | 0        | 0        | 0        | 0     | 84         | 41.8               |
| 12:00    | 0        | 0        | 4        | 21        | 38        | 34            | 19        | 7         | 0        | 0        | 0        | 0        | 0     | 123        | 40.3               |
| 13:00    | <b>1</b> | <b>3</b> | <b>6</b> | 19        | 23        | 31            | 16        | 6         | 2        | 0        | 0        | 0        | 0     | 107        | 40.7               |
| 14:00    | 0        | 0        | 4        | 15        | 37        | 27            | 23        | 3         | <b>4</b> | 0        | 0        | 0        | 0     | 113        | 41.2               |
| 15:00    | 0        | 0        | 2        | 16        | 23        | 30            | 21        | 4         | 1        | 0        | 0        | 0        | 0     | 97         | 40.7               |
| 16:00    | 0        | 0        | 5        | <b>27</b> | 31        | 37            | 23        | 5         | 0        | 0        | 0        | 0        | 0     | 128        | 40.9               |
| 17:00    | 0        | 0        | 2        | 22        | <b>39</b> | <b>44</b>     | 23        | <b>8</b>  | 1        | 0        | 0        | 0        | 0     | <b>139</b> | 41.0               |
| 18:00    | 0        | 0        | 0        | 9         | 36        | 37            | 25        | 6         | 2        | 0        | 0        | 0        | 0     | 115        | 41.8               |
| 19:00    | 0        | 0        | 5        | 12        | 20        | 25            | <b>26</b> | 3         | 0        | 0        | 0        | 0        | 0     | 91         | 40.7               |
| 20:00    | 0        | 0        | 2        | 5         | 13        | 27            | 16        | 3         | 3        | 0        | 0        | 0        | 0     | 69         | 42.8               |
| 21:00    | 0        | 0        | 0        | 14        | 14        | 18            | 6         | 2         | 1        | 0        | 0        | 0        | 0     | 55         | 39.7               |
| 22:00    | 0        | 1        | 0        | 6         | 7         | 8             | 8         | 3         | 0        | 0        | 0        | 0        | 0     | 33         | <b>43.0</b>        |
| 23:00    | 0        | 0        | 1        | 5         | 6         | 7             | 3         | 1         | 1        | 0        | 0        | 0        | 0     | 24         | 40.4               |
| AM Total | 0        | 0        | 10       | 48        | 143       | <b>164</b>    | 142       | 44        | 12       | 1        | 0        | 0        | 0     |            |                    |
| PM Total | 1        | 4        | 31       | 171       | 287       | <b>325</b>    | 209       | 51        | 15       | 0        | 0        | 0        | 0     |            |                    |
| Total    | 1        | 4        | 41       | 219       | 430       | <b>489</b>    | 351       | 95        | 27       | 1        | 0        | 0        | 0     |            |                    |
| Percent  | 0.06%    | 0.24%    | 2.47%    | 13.21%    | 25.93%    | <b>29.49%</b> | 21.17%    | 5.73%     | 1.63%    | 0.06%    | 0.00%    | 0.00%    | 0.00% |            |                    |

Total Vehicles : 1658  
 30th Percentile : 32.1 MPH  
 50th Percentile : 35.4 MPH  
 85th Percentile : 41.7 MPH  
 95th Percentile : 45.3 MPH  
 Average Speed : 35.9 MPH  
 Highest Speed : 55.3 MPH

# Vehicle Counts By Hour

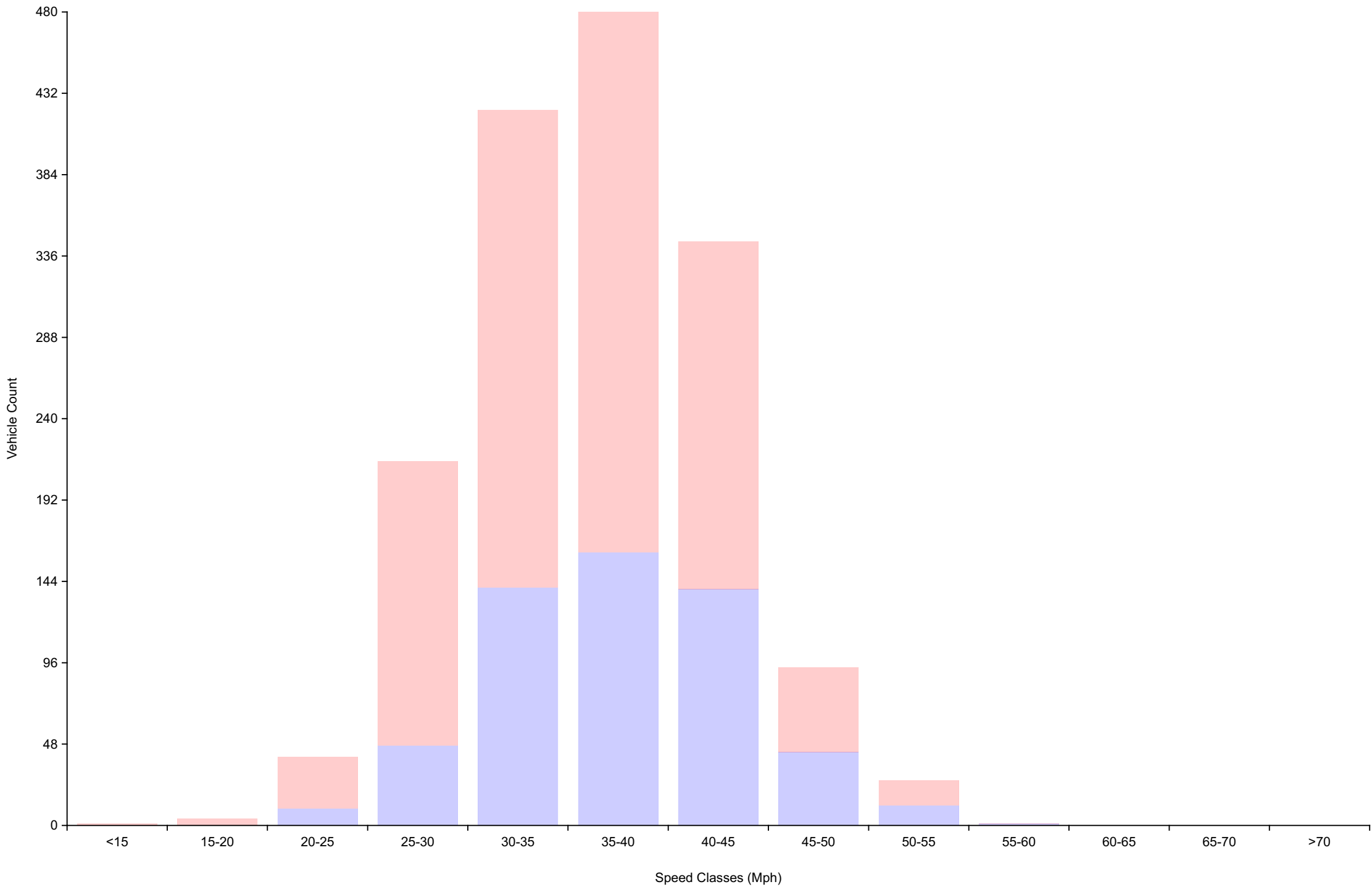
## Daily Overview for Wed Aug 9 2023

(60 Minute Resolution)

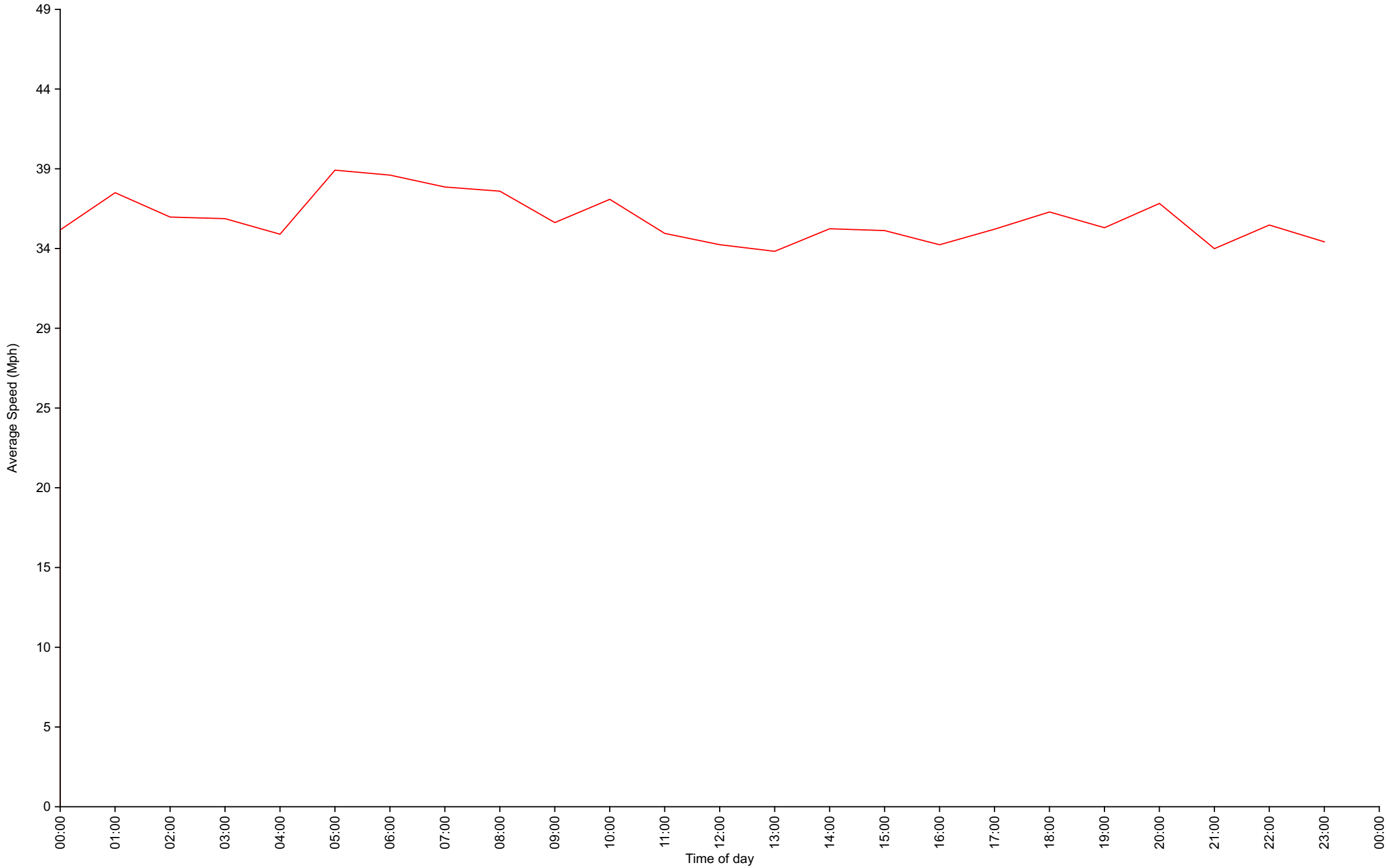


# Vehicle Counts By Speed Class

## Daily Overview for Wed Aug 9 2023

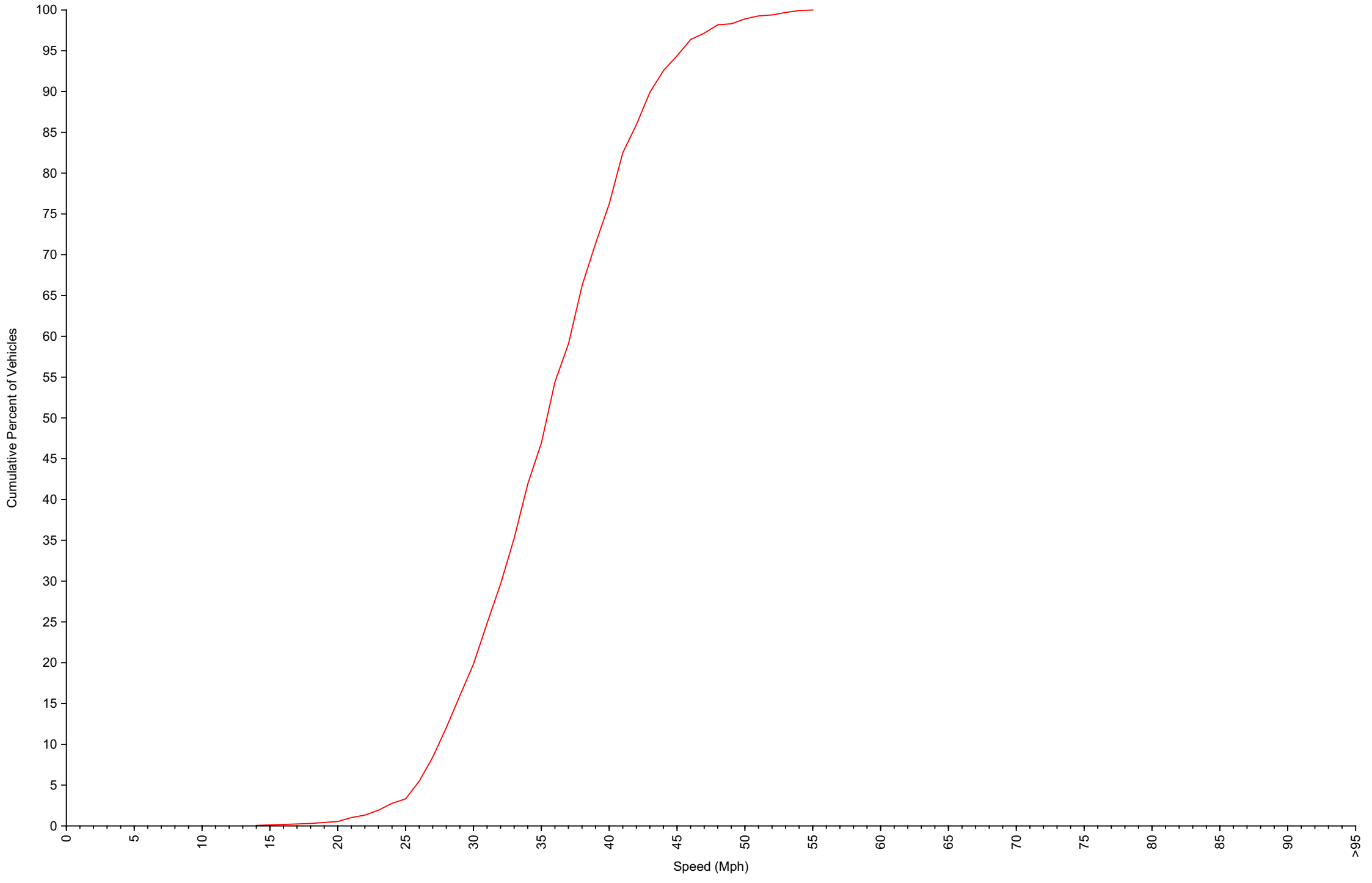


Average Speed By Hour  
Daily Overview for Wed Aug 9 2023  
(60 Minute Resolution)



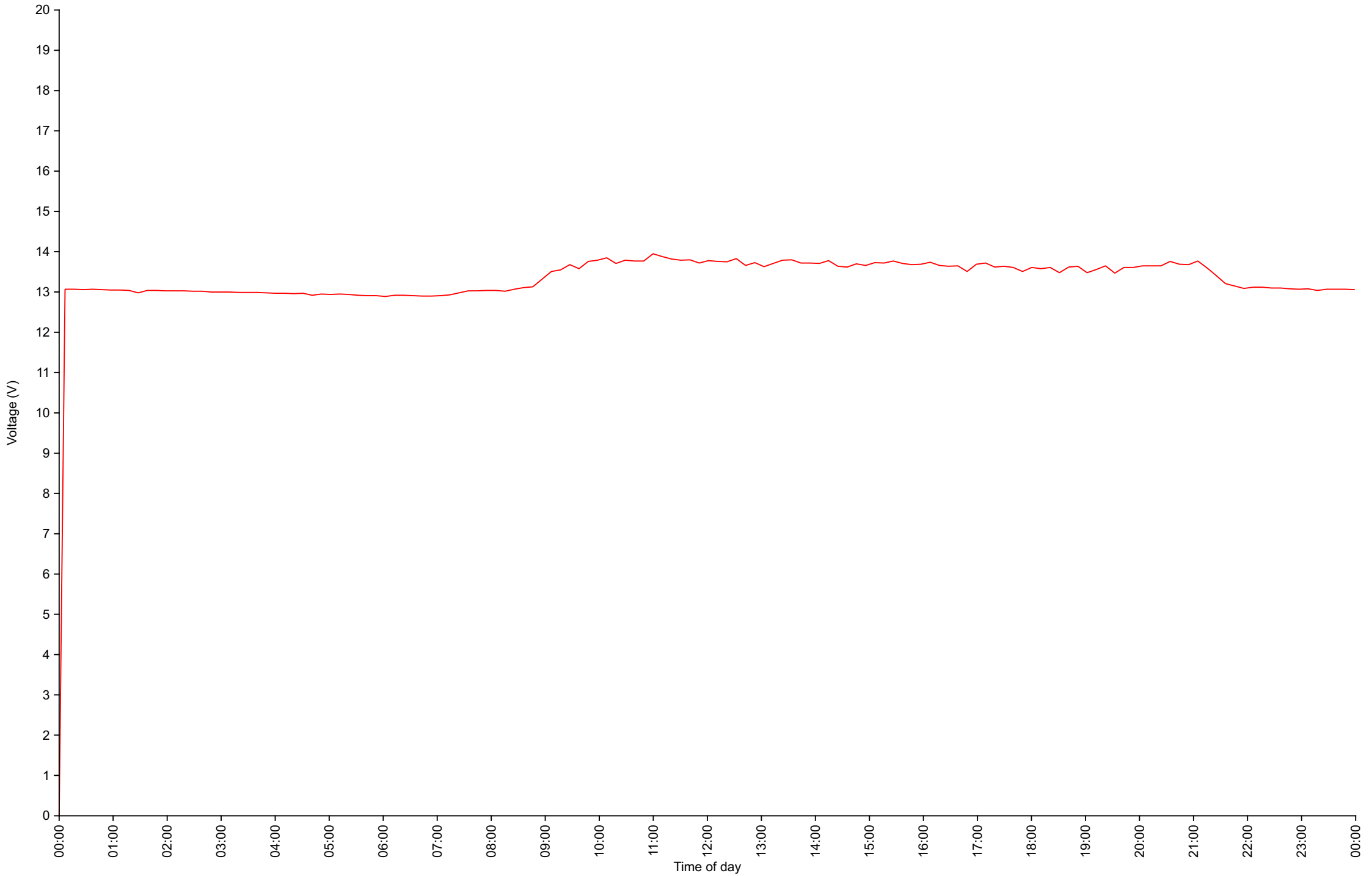
# Cumulative Speed Distribution Curve

## Daily Overview for Wed Aug 9 2023



# Voltage

## Daily Overview for Wed Aug 9 2023



# Traffic Report

Daily Overview for Thu Aug 10 2023

Vehicle Speed Classes (Mph)

|          | <15      | 15<br>20 | 20<br>25  | 25<br>30  | 30<br>35  | 35<br>40      | 40<br>45  | 45<br>50  | 50<br>55 | 55<br>60 | 60<br>65 | 65<br>70 | >70   | Total      | 85th<br>Percentile |
|----------|----------|----------|-----------|-----------|-----------|---------------|-----------|-----------|----------|----------|----------|----------|-------|------------|--------------------|
| 00:00    | 0        | 0        | 1         | 0         | 3         | 1             | 0         | 1         | 0        | 0        | 0        | 0        | 0     | 6          | 36.2               |
| 01:00    | 0        | 0        | 0         | 0         | 1         | 1             | 0         | 1         | 0        | 0        | 0        | 0        | 0     | 3          | 42.4               |
| 02:00    | 0        | 0        | 0         | 0         | 1         | 0             | 1         | 0         | 0        | 0        | 0        | 0        | 0     | 2          | 40.0               |
| 03:00    | 0        | 0        | 0         | 0         | 1         | 2             | 0         | 1         | 0        | 0        | 0        | 0        | 0     | 4          | 41.4               |
| 04:00    | 0        | 0        | 0         | 1         | 0         | 2             | 0         | 2         | 0        | 0        | 0        | 0        | 0     | 5          | 45.5               |
| 05:00    | 0        | 0        | 0         | 1         | 1         | 1             | 1         | 2         | 1        | 0        | 0        | 0        | 0     | 7          | 45.0               |
| 06:00    | 0        | 0        | 0         | 1         | 6         | 7             | 9         | 1         | 1        | 0        | 0        | 0        | 0     | 25         | 42.6               |
| 07:00    | 0        | 0        | 0         | 1         | 11        | 25            | 17        | 8         | 3        | 0        | 0        | 0        | 0     | 65         | <b>45.1</b>        |
| 08:00    | 0        | 0        | 1         | 8         | 22        | 39            | <b>35</b> | <b>16</b> | <b>6</b> | 0        | 0        | 0        | 0     | 127        | 44.4               |
| 09:00    | 0        | 0        | <b>8</b>  | 17        | 26        | <b>48</b>     | 18        | 9         | 1        | 0        | <b>1</b> | 0        | 0     | <b>128</b> | 41.1               |
| 10:00    | 0        | 0        | 2         | 14        | <b>30</b> | 40            | 17        | 6         | 1        | 0        | 0        | 0        | 0     | 110        | 40.8               |
| 11:00    | 0        | 0        | 2         | <b>19</b> | 24        | 29            | 12        | 3         | 0        | 0        | 0        | 0        | 0     | 89         | 39.6               |
| 12:00    | 0        | 0        | 1         | 12        | 27        | 34            | 21        | 5         | 2        | 0        | 0        | 0        | 0     | 102        | 42.0               |
| 13:00    | 0        | 0        | 3         | 21        | 26        | 28            | 5         | 1         | 0        | 0        | 0        | 0        | 0     | 84         | 37.1               |
| 14:00    | 0        | 0        | 8         | 21        | 31        | 30            | 13        | 5         | 0        | 0        | 0        | 0        | 0     | 108        | 39.9               |
| 15:00    | 0        | 0        | 5         | 27        | 37        | 34            | <b>34</b> | 3         | <b>3</b> | 0        | 0        | 0        | 0     | 143        | 40.9               |
| 16:00    | 0        | 2        | 4         | <b>29</b> | <b>48</b> | <b>54</b>     | 20        | 7         | 0        | 0        | 0        | 0        | 0     | 164        | 39.5               |
| 17:00    | <b>3</b> | <b>4</b> | 1         | 29        | 47        | 41            | 21        | 5         | 1        | 0        | 0        | 0        | 0     | 152        | 39.7               |
| 18:00    | 3        | 0        | <b>10</b> | 22        | 44        | 53            | 25        | 6         | 3        | 0        | 0        | 0        | 0     | <b>166</b> | 40.3               |
| 19:00    | 1        | 2        | 8         | 13        | 34        | 38            | 21        | <b>9</b>  | 1        | 0        | 0        | 0        | 0     | 127        | 41.6               |
| 20:00    | 0        | 1        | 1         | 6         | 14        | 20            | 16        | 7         | 1        | 0        | 0        | 0        | 0     | 66         | <b>43.4</b>        |
| 21:00    | 0        | 1        | 4         | 11        | 16        | 17            | 11        | 3         | 1        | 0        | 0        | 0        | 0     | 64         | 40.4               |
| 22:00    | 0        | 1        | 4         | 7         | 20        | 8             | 6         | 1         | 0        | 0        | 0        | 0        | 0     | 47         | 38.9               |
| 23:00    | 0        | 0        | 0         | 2         | 7         | 5             | 6         | 1         | 0        | 0        | 0        | 0        | 0     | 21         | 40.9               |
| AM Total | 0        | 0        | 14        | 62        | 126       | <b>195</b>    | 110       | 50        | 13       | 0        | 1        | 0        | 0     |            |                    |
| PM Total | 7        | 11       | 49        | 200       | 351       | <b>362</b>    | 199       | 53        | 12       | 0        | 0        | 0        | 0     |            |                    |
| Total    | 7        | 11       | 63        | 262       | 477       | <b>557</b>    | 309       | 103       | 25       | 0        | 1        | 0        | 0     |            |                    |
| Percent  | 0.39%    | 0.61%    | 3.47%     | 14.44%    | 26.28%    | <b>30.69%</b> | 17.02%    | 5.67%     | 1.38%    | 0.00%    | 0.06%    | 0.00%    | 0.00% |            |                    |

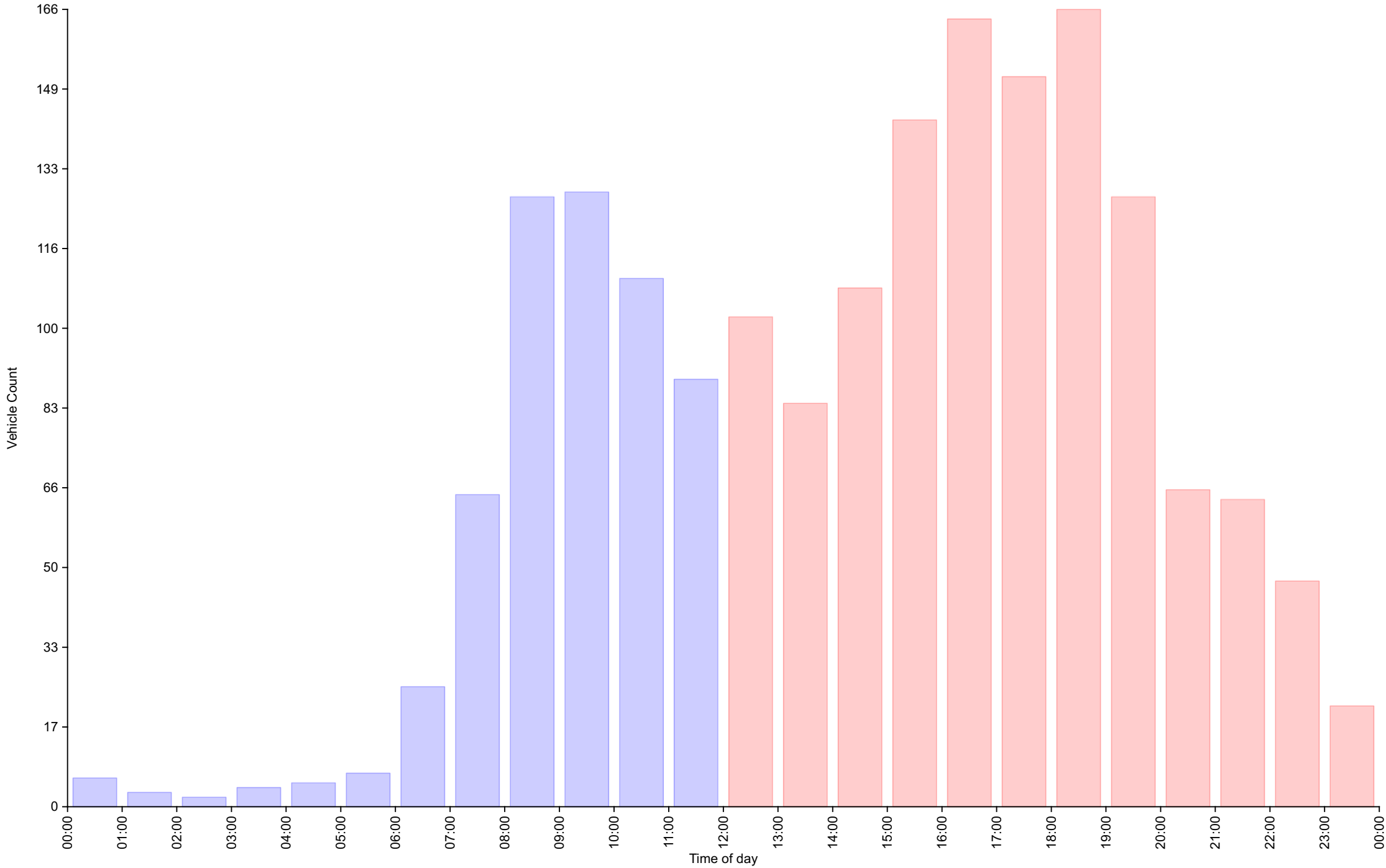
Total Vehicles : 1815  
 30th Percentile : 31.3 MPH  
 50th Percentile : 34.8 MPH  
 85th Percentile : 41.3 MPH  
 95th Percentile : 45.1 MPH  
 Average Speed : 35.2 MPH  
 Highest Speed : 60.1 MPH



# Vehicle Counts By Hour

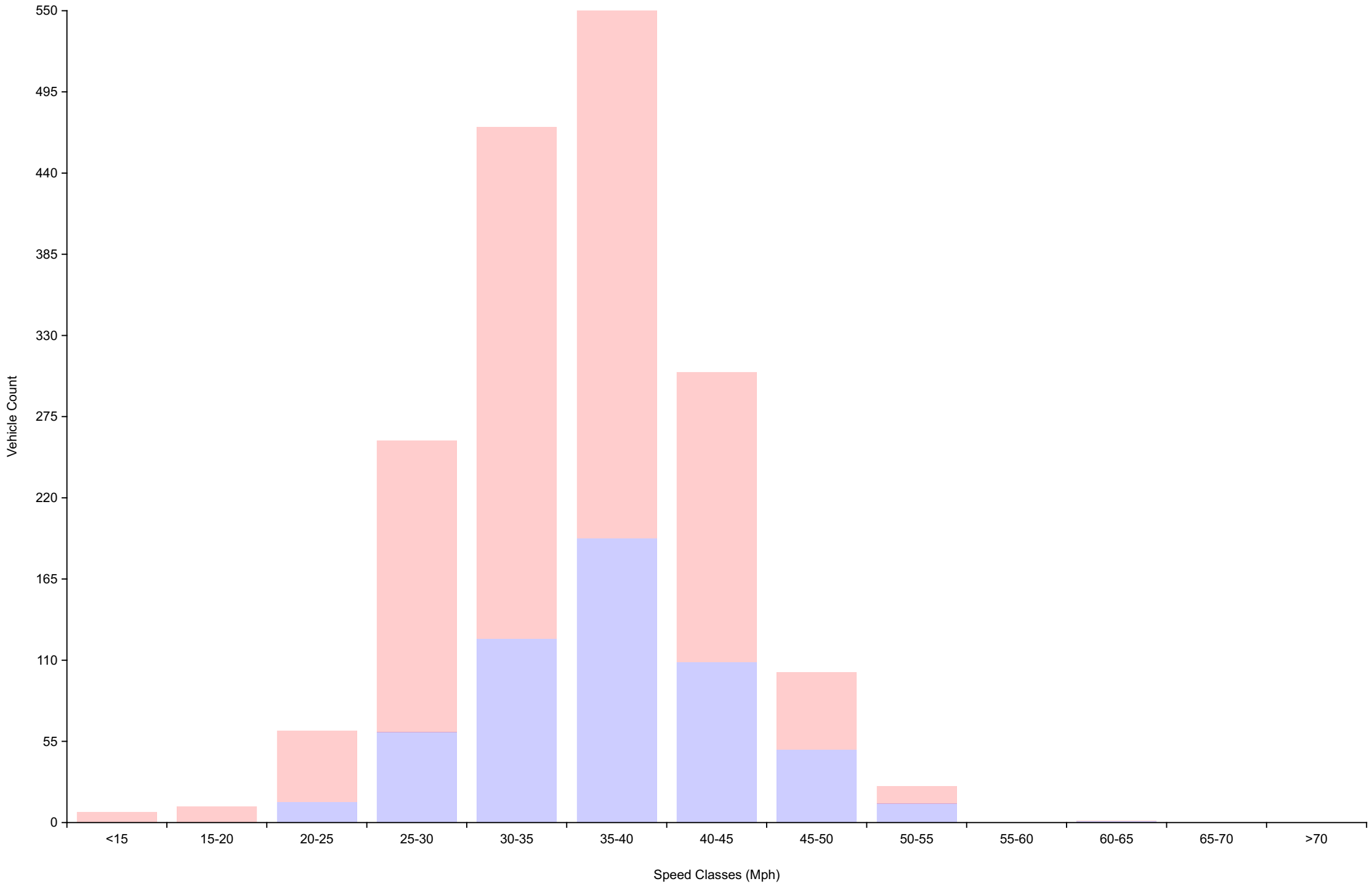
## Daily Overview for Thu Aug 10 2023

(60 Minute Resolution)

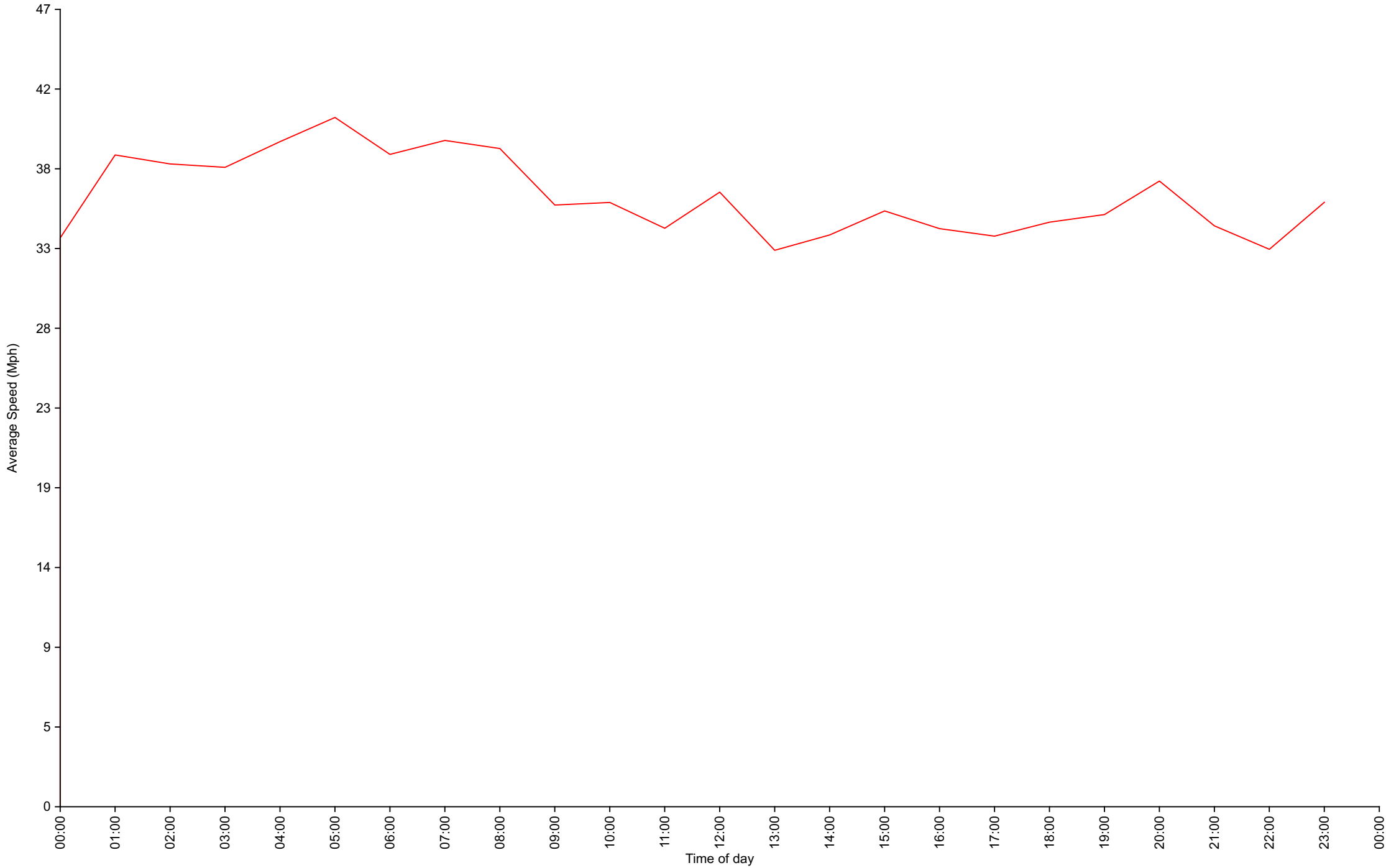


# Vehicle Counts By Speed Class

## Daily Overview for Thu Aug 10 2023

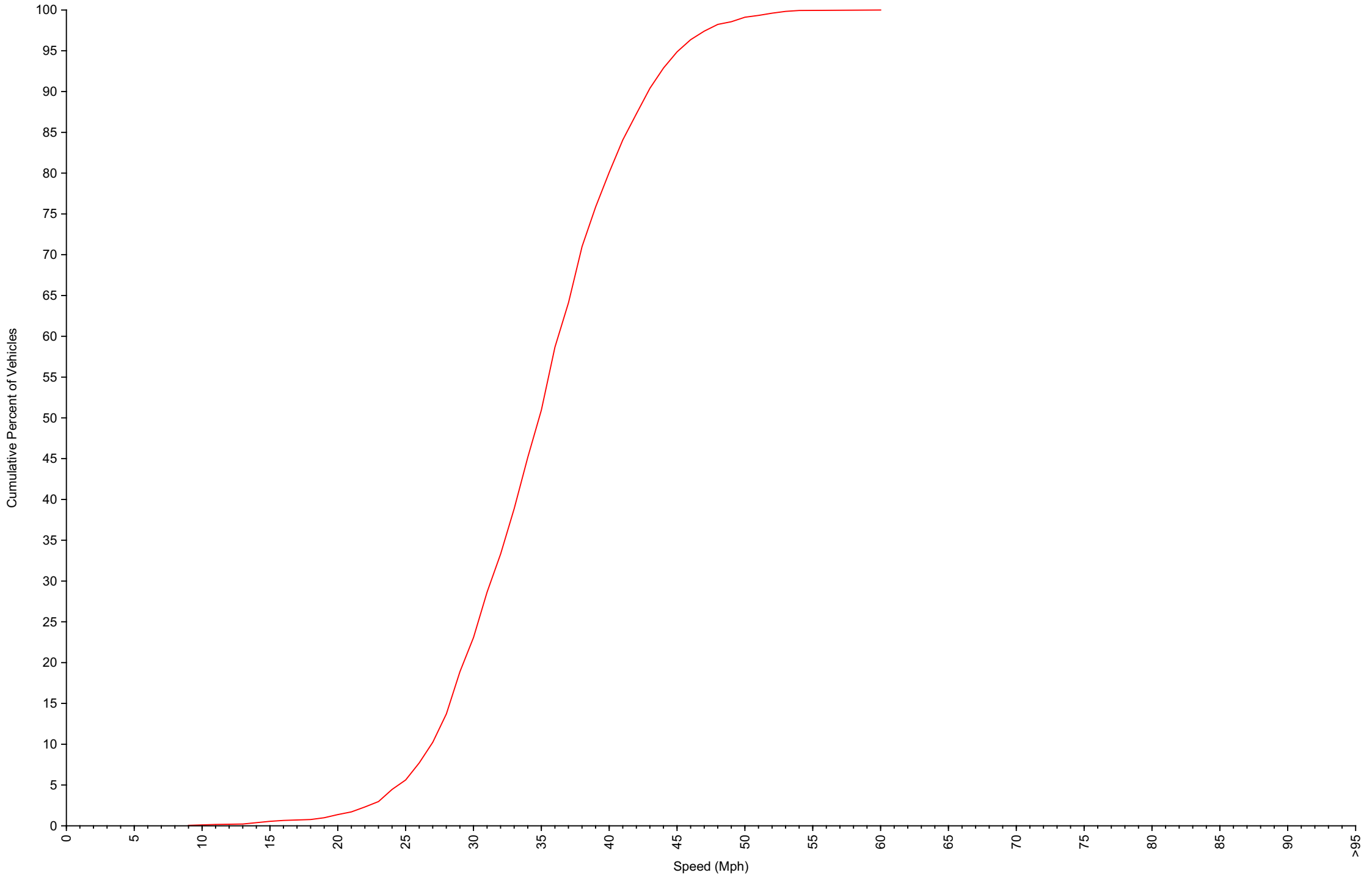


Average Speed By Hour  
Daily Overview for Thu Aug 10 2023  
(60 Minute Resolution)



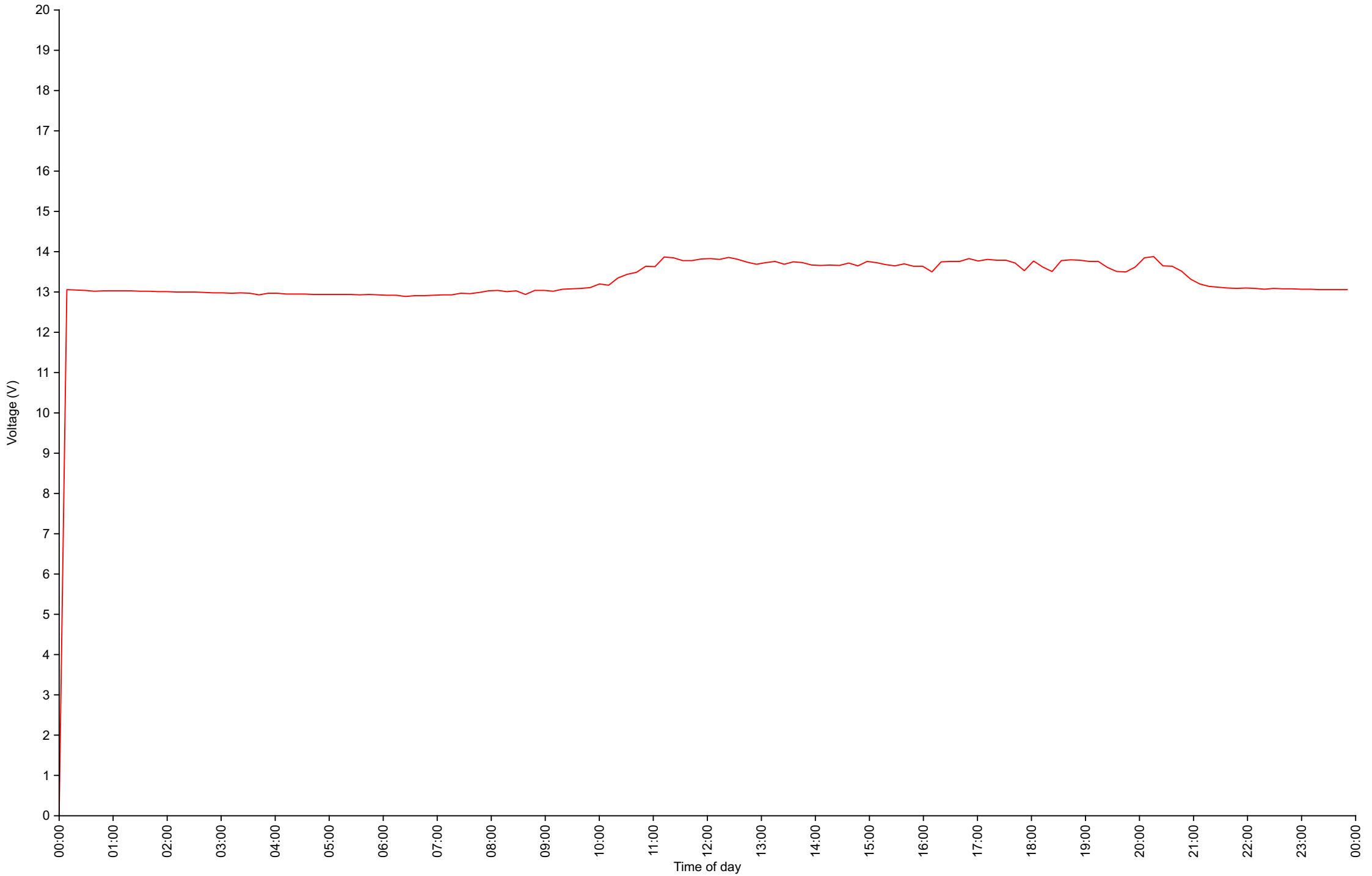
# Cumulative Speed Distribution Curve

## Daily Overview for Thu Aug 10 2023



# Voltage

## Daily Overview for Thu Aug 10 2023



# Traffic Report

Daily Overview for Fri Aug 11 2023

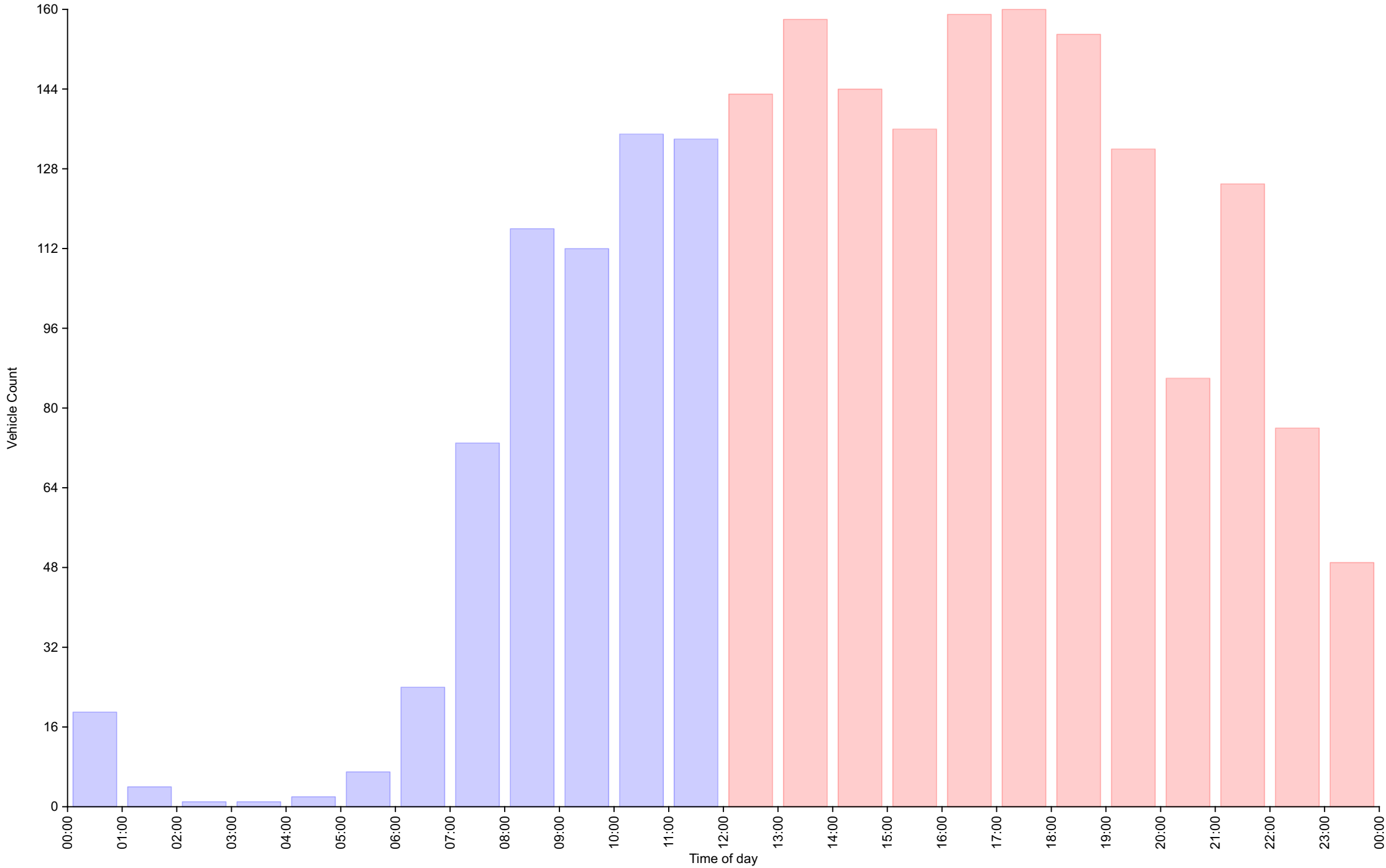
Vehicle Speed Classes (Mph)

|          | <15      | 15<br>20 | 20<br>25 | 25<br>30  | 30<br>35  | 35<br>40      | 40<br>45  | 45<br>50  | 50<br>55 | 55<br>60 | 60<br>65 | 65<br>70 | >70   | Total      | 85th<br>Percentile |
|----------|----------|----------|----------|-----------|-----------|---------------|-----------|-----------|----------|----------|----------|----------|-------|------------|--------------------|
| 00:00    | 0        | 0        | 0        | 5         | 6         | 3             | 4         | 1         | 0        | 0        | 0        | 0        | 0     | 19         | 42.2               |
| 01:00    | 0        | 0        | 0        | 0         | 0         | 1             | 2         | 1         | 0        | 0        | 0        | 0        | 0     | 4          | 44.8               |
| 02:00    | 0        | 0        | 0        | 0         | 0         | 0             | 0         | 1         | 0        | 0        | 0        | 0        | 0     | 1          | 44.6               |
| 03:00    | 0        | 0        | 0        | 0         | 0         | 1             | 0         | 0         | 0        | 0        | 0        | 0        | 0     | 1          | 37.8               |
| 04:00    | 0        | 0        | 0        | 0         | 0         | 0             | 2         | 0         | 0        | 0        | 0        | 0        | 0     | 2          | 43.1               |
| 05:00    | 0        | 0        | 0        | 1         | 0         | 3             | 1         | 1         | 0        | <b>1</b> | 0        | 0        | 0     | 7          | 44.9               |
| 06:00    | 0        | 0        | 0        | 3         | 6         | 12            | 3         | 0         | 0        | 0        | 0        | 0        | 0     | 24         | 38.7               |
| 07:00    | 0        | 0        | 4        | 2         | 21        | 22            | 17        | 6         | 0        | 0        | <b>1</b> | 0        | 0     | 73         | 42.3               |
| 08:00    | 0        | 0        | 2        | 13        | 20        | 34            | 29        | <b>17</b> | <b>1</b> | 0        | 0        | 0        | 0     | 116        | <b>44.1</b>        |
| 09:00    | 0        | 0        | 2        | 15        | <b>33</b> | 26            | 26        | 10        | 0        | 0        | 0        | 0        | 0     | 112        | 42.7               |
| 10:00    | 0        | 0        | <b>6</b> | <b>25</b> | 32        | <b>37</b>     | 26        | 8         | 1        | 0        | 0        | 0        | 0     | <b>135</b> | 41.1               |
| 11:00    | 0        | <b>3</b> | 2        | 20        | 30        | 36            | <b>33</b> | 9         | 1        | 0        | 0        | 0        | 0     | 134        | 42.6               |
| 12:00    | 0        | 0        | 2        | 24        | 45        | 43            | 21        | 7         | 1        | 0        | 0        | 0        | 0     | 143        | 40.3               |
| 13:00    | 0        | 0        | <b>8</b> | <b>41</b> | 42        | 44            | 19        | 3         | 1        | 0        | 0        | 0        | 0     | 158        | 38.9               |
| 14:00    | 1        | <b>1</b> | 4        | 25        | 34        | 46            | 29        | 4         | 0        | 0        | 0        | 0        | 0     | 144        | 40.5               |
| 15:00    | 0        | 1        | 3        | 24        | 48        | 34            | 20        | 5         | 1        | 0        | 0        | 0        | 0     | 136        | 40.3               |
| 16:00    | 0        | 0        | 7        | 29        | <b>49</b> | 47            | 22        | 5         | 0        | 0        | 0        | 0        | 0     | 159        | 39.8               |
| 17:00    | 1        | 0        | 4        | 29        | 41        | 51            | 18        | <b>15</b> | 1        | 0        | 0        | 0        | 0     | <b>160</b> | 40.7               |
| 18:00    | 0        | 1        | 1        | 35        | 43        | 45            | 24        | 5         | 1        | 0        | 0        | 0        | 0     | 155        | 39.8               |
| 19:00    | 0        | 1        | 2        | 11        | 25        | <b>53</b>     | <b>30</b> | 10        | 0        | 0        | 0        | 0        | 0     | 132        | 41.4               |
| 20:00    | 0        | 0        | 2        | 19        | 18        | 26            | 15        | 5         | 1        | 0        | 0        | 0        | 0     | 86         | <b>41.4</b>        |
| 21:00    | 0        | 0        | 7        | 28        | 41        | 27            | 14        | 7         | 0        | <b>1</b> | 0        | 0        | 0     | 125        | 40.3               |
| 22:00    | 1        | 0        | 2        | 16        | 27        | 24            | 4         | 0         | <b>2</b> | 0        | 0        | 0        | 0     | 76         | 37.6               |
| 23:00    | <b>4</b> | 0        | 0        | 6         | 14        | 16            | 8         | 1         | 0        | 0        | 0        | 0        | 0     | 49         | 39.4               |
| AM Total | 0        | 3        | 16       | 84        | 148       | <b>175</b>    | 143       | 54        | 3        | 1        | 1        | 0        | 0     |            |                    |
| PM Total | 7        | 4        | 42       | 287       | 427       | <b>456</b>    | 224       | 67        | 8        | 1        | 0        | 0        | 0     |            |                    |
| Total    | 7        | 7        | 58       | 371       | 575       | <b>631</b>    | 367       | 121       | 11       | 2        | 1        | 0        | 0     |            |                    |
| Percent  | 0.33%    | 0.33%    | 2.70%    | 17.25%    | 26.73%    | <b>29.34%</b> | 17.06%    | 5.63%     | 0.51%    | 0.09%    | 0.05%    | 0.00%    | 0.00% |            |                    |

Total Vehicles : 2151  
 30th Percentile : 30.9 MPH  
 50th Percentile : 34.5 MPH  
 85th Percentile : 40.9 MPH  
 95th Percentile : 44.6 MPH  
 Average Speed : 35.0 MPH  
 Highest Speed : 63.5 MPH

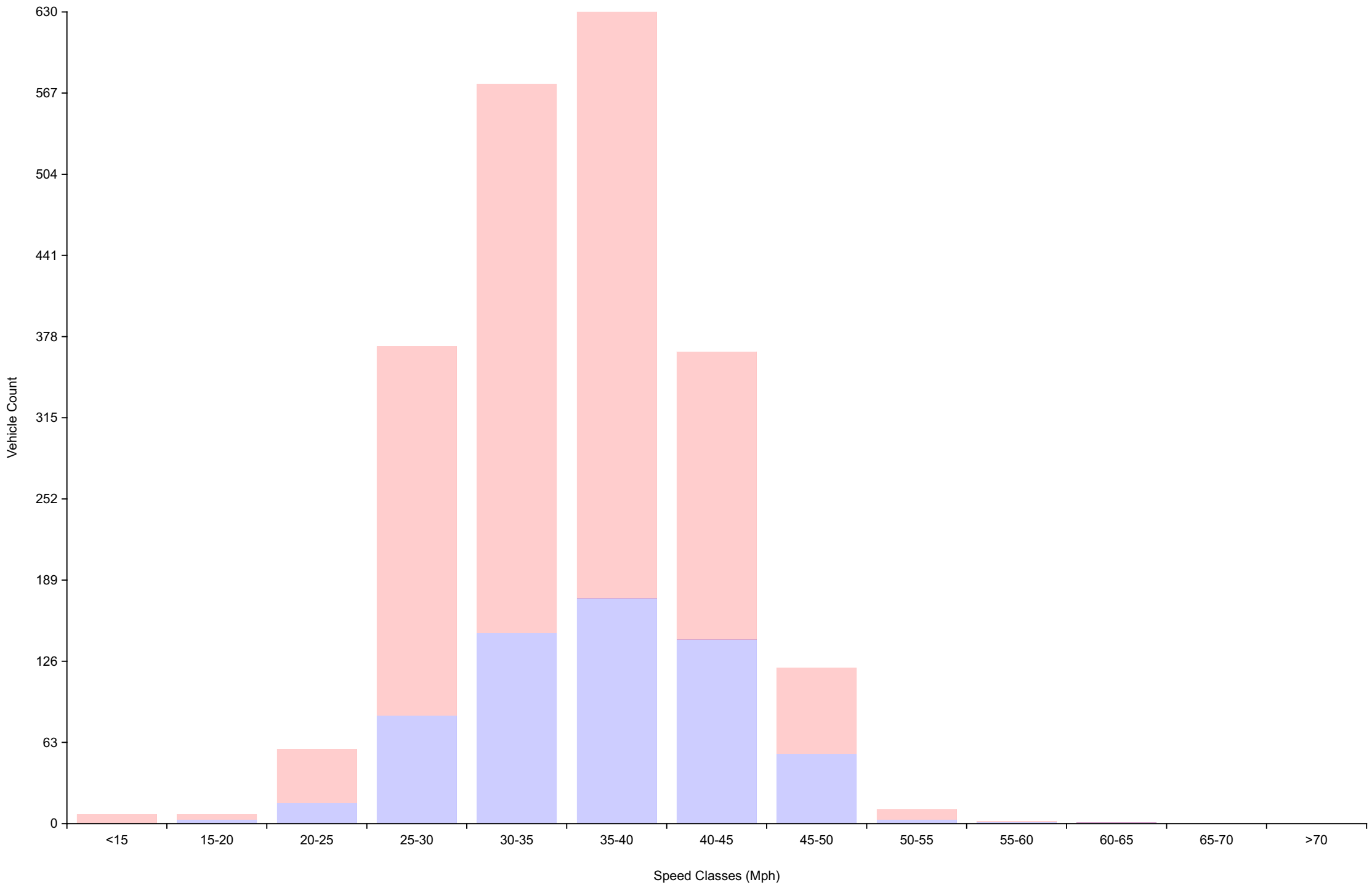
# Vehicle Counts By Hour

Daily Overview for Fri Aug 11 2023  
(60 Minute Resolution)



# Vehicle Counts By Speed Class

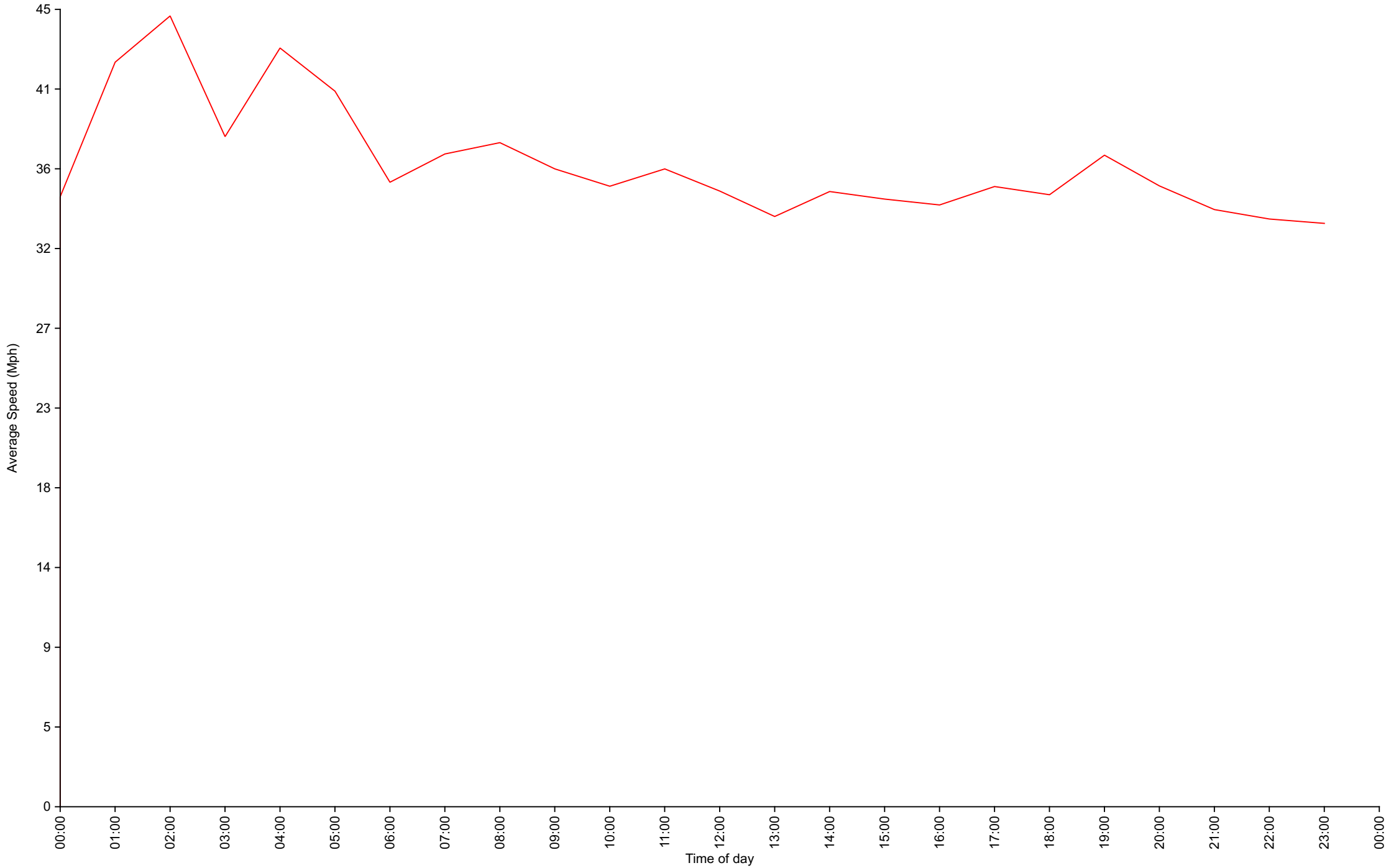
## Daily Overview for Fri Aug 11 2023





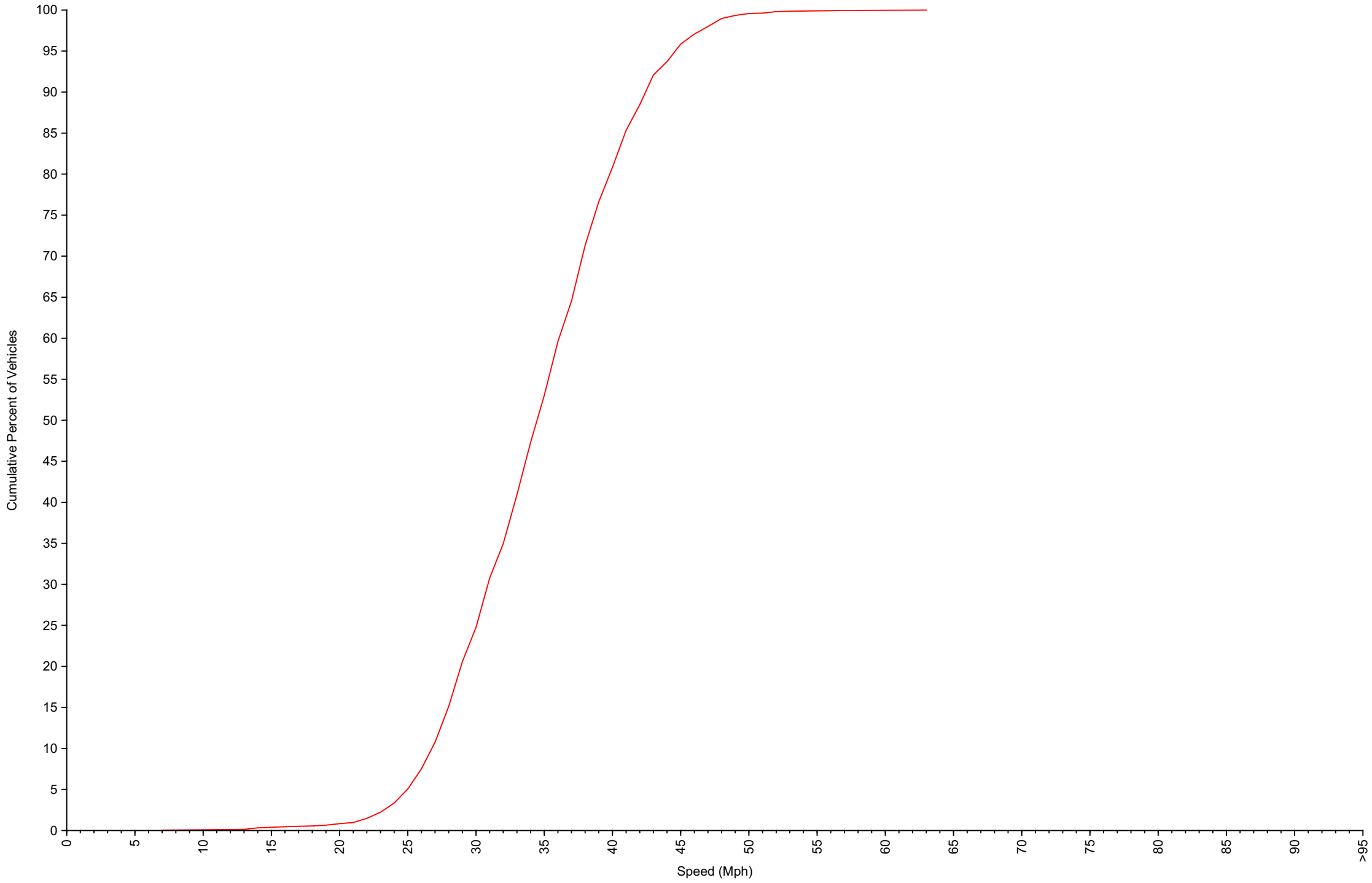
# Average Speed By Hour

Daily Overview for Fri Aug 11 2023  
(60 Minute Resolution)



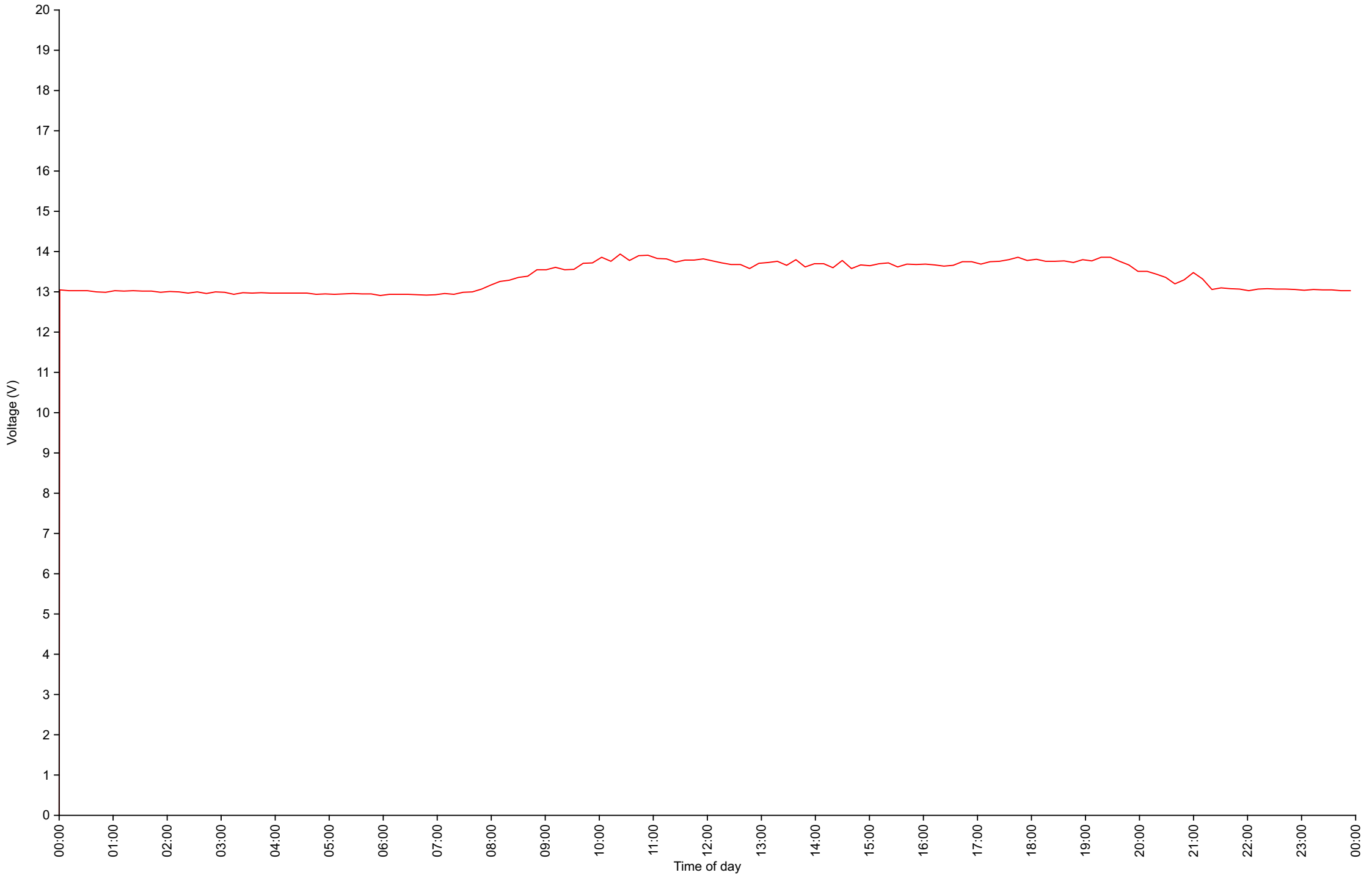
# Cumulative Speed Distribution Curve

## Daily Overview for Fri Aug 11 2023



# Voltage

## Daily Overview for Fri Aug 11 2023



# Traffic Report

Daily Overview for Sat Aug 12 2023

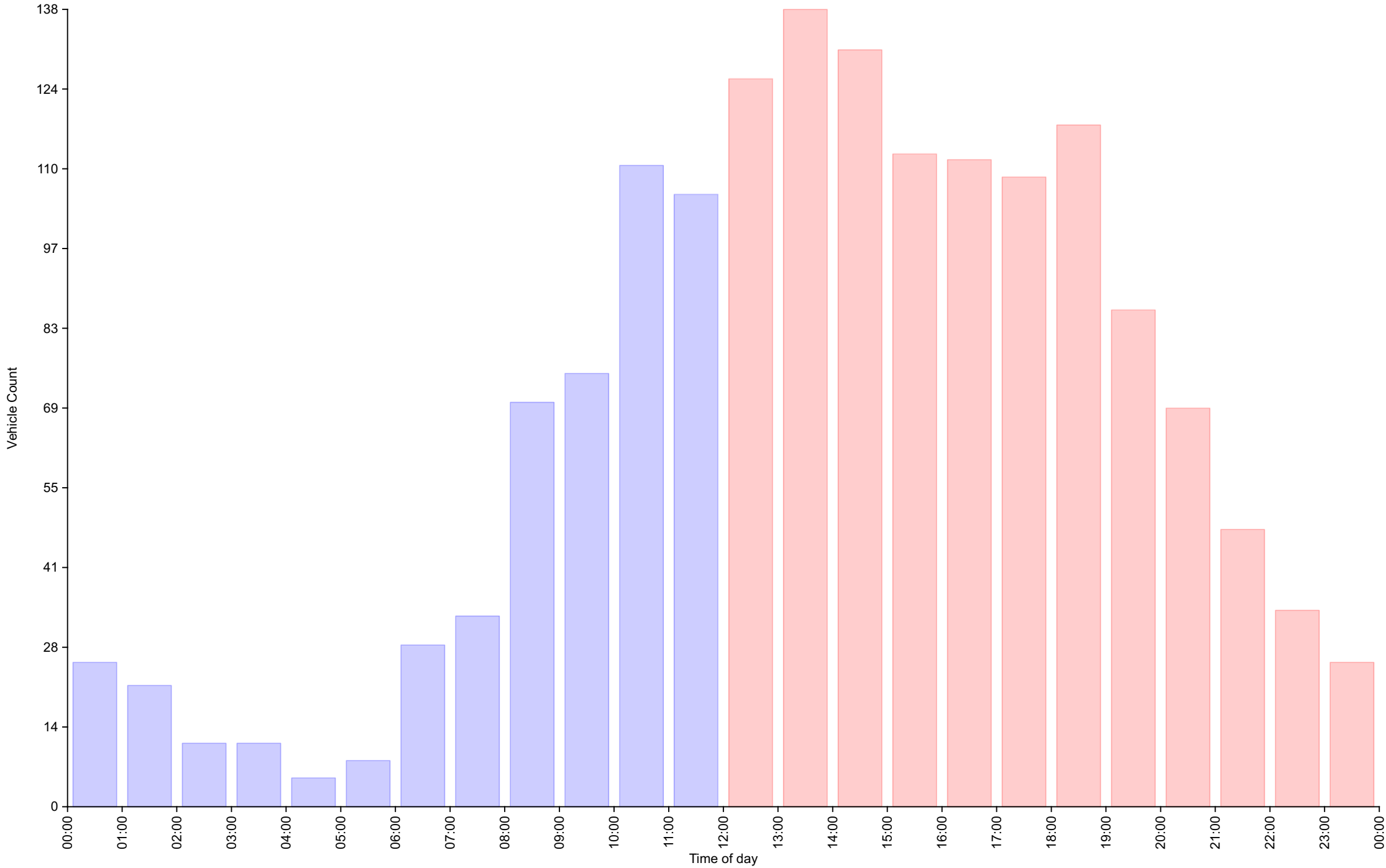
Vehicle Speed Classes (Mph)

|          | <15      | 15<br>20 | 20<br>25  | 25<br>30  | 30<br>35  | 35<br>40      | 40<br>45  | 45<br>50 | 50<br>55 | 55<br>60 | 60<br>65 | 65<br>70 | >70   | Total      | 85th<br>Percentile |
|----------|----------|----------|-----------|-----------|-----------|---------------|-----------|----------|----------|----------|----------|----------|-------|------------|--------------------|
| 00:00    | 0        | 0        | 0         | 6         | 5         | 9             | 2         | 3        | 0        | 0        | 0        | 0        | 0     | 25         | 43.3               |
| 01:00    | 0        | 0        | 0         | 0         | 7         | 6             | 6         | 2        | 0        | 0        | 0        | 0        | 0     | 21         | 41.9               |
| 02:00    | 0        | 0        | 0         | 1         | 2         | 3             | 2         | 2        | 0        | <b>1</b> | 0        | 0        | 0     | 11         | 45.7               |
| 03:00    | 0        | 0        | 0         | 1         | 2         | 2             | 2         | 3        | <b>1</b> | 0        | 0        | 0        | 0     | 11         | <b>48.4</b>        |
| 04:00    | 0        | 0        | 0         | 0         | 1         | 3             | 1         | 0        | 0        | 0        | 0        | 0        | 0     | 5          | 40.0               |
| 05:00    | 0        | 0        | 1         | 2         | 2         | 1             | 1         | 1        | 0        | 0        | 0        | 0        | 0     | 8          | 39.8               |
| 06:00    | 0        | 0        | 0         | 2         | 4         | 9             | 11        | 1        | 1        | 0        | 0        | 0        | 0     | 28         | 41.5               |
| 07:00    | 0        | 0        | 2         | 3         | 7         | 5             | 9         | 6        | 1        | 0        | 0        | 0        | 0     | 33         | 44.7               |
| 08:00    | 0        | <b>1</b> | 0         | 8         | 13        | 17            | <b>22</b> | <b>7</b> | 1        | 1        | 0        | 0        | 0     | 70         | 42.9               |
| 09:00    | 0        | 0        | 1         | 9         | 20        | 21            | 17        | 7        | 0        | 0        | 0        | 0        | 0     | 75         | 42.4               |
| 10:00    | 0        | 1        | 2         | 20        | 27        | <b>37</b>     | 19        | 5        | 0        | 0        | 0        | 0        | 0     | <b>111</b> | 40.5               |
| 11:00    | 0        | 1        | <b>5</b>  | <b>23</b> | <b>33</b> | 26            | 15        | 3        | 0        | 0        | 0        | 0        | 0     | 106        | 39.4               |
| 12:00    | 0        | <b>1</b> | 3         | <b>31</b> | <b>45</b> | 32            | 10        | 4        | 0        | 0        | 0        | 0        | 0     | 126        | 38.5               |
| 13:00    | <b>1</b> | 1        | <b>10</b> | 20        | 33        | <b>45</b>     | 21        | 5        | <b>2</b> | 0        | 0        | 0        | 0     | <b>138</b> | 40.5               |
| 14:00    | 0        | 0        | 4         | 18        | 39        | 38            | <b>25</b> | 6        | 1        | 0        | 0        | 0        | 0     | 131        | <b>41.4</b>        |
| 15:00    | 0        | 0        | 6         | 17        | 33        | 40            | 12        | 5        | 0        | 0        | 0        | 0        | 0     | 113        | 39.1               |
| 16:00    | 0        | 0        | 4         | 20        | 39        | 33            | 13        | 2        | 1        | 0        | 0        | 0        | 0     | 112        | 38.8               |
| 17:00    | 0        | 0        | 1         | 24        | 31        | 33            | 15        | 4        | 1        | 0        | 0        | 0        | 0     | 109        | 39.5               |
| 18:00    | 0        | 0        | 3         | 12        | 31        | 41            | 21        | <b>8</b> | 2        | 0        | 0        | 0        | 0     | 118        | 40.9               |
| 19:00    | 0        | 0        | 5         | 16        | 25        | 24            | 11        | 4        | 1        | 0        | 0        | 0        | 0     | 86         | 39.8               |
| 20:00    | 1        | 0        | 0         | 9         | 29        | 20            | 7         | 2        | 1        | 0        | 0        | 0        | 0     | 69         | 38.9               |
| 21:00    | 0        | 0        | 2         | 12        | 10        | 17            | 4         | 3        | 0        | 0        | 0        | 0        | 0     | 48         | 38.9               |
| 22:00    | 0        | 0        | 2         | 10        | 9         | 9             | 4         | 0        | 0        | 0        | 0        | 0        | 0     | 34         | 37.9               |
| 23:00    | 0        | 0        | 1         | 7         | 8         | 7             | 1         | 1        | 0        | 0        | 0        | 0        | 0     | 25         | 36.6               |
| AM Total | 0        | 3        | 11        | 75        | 123       | <b>139</b>    | 107       | 40       | 4        | 2        | 0        | 0        | 0     |            |                    |
| PM Total | 2        | 2        | 41        | 196       | 332       | <b>339</b>    | 144       | 44       | 9        | 0        | 0        | 0        | 0     |            |                    |
| Total    | 2        | 5        | 52        | 271       | 455       | <b>478</b>    | 251       | 84       | 13       | 2        | 0        | 0        | 0     |            |                    |
| Percent  | 0.12%    | 0.31%    | 3.22%     | 16.80%    | 28.21%    | <b>29.63%</b> | 15.56%    | 5.21%    | 0.81%    | 0.12%    | 0.00%    | 0.00%    | 0.00% |            |                    |

Total Vehicles : 1613  
 30th Percentile : 30.7 MPH  
 50th Percentile : 34.2 MPH  
 85th Percentile : 40.6 MPH  
 95th Percentile : 44.6 MPH  
 Average Speed : 34.7 MPH  
 Highest Speed : 56.8 MPH

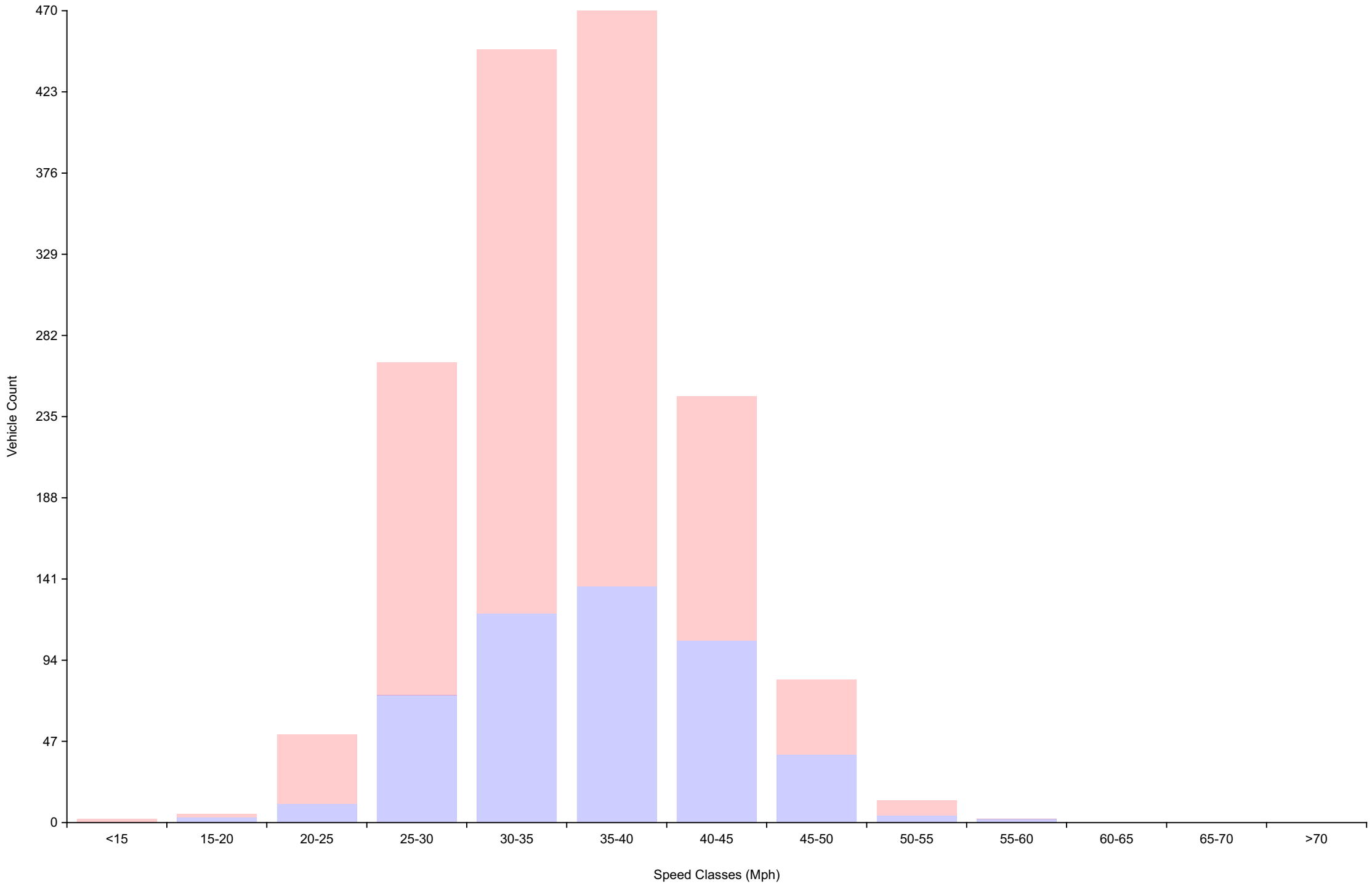
# Vehicle Counts By Hour

Daily Overview for Sat Aug 12 2023  
(60 Minute Resolution)



# Vehicle Counts By Speed Class

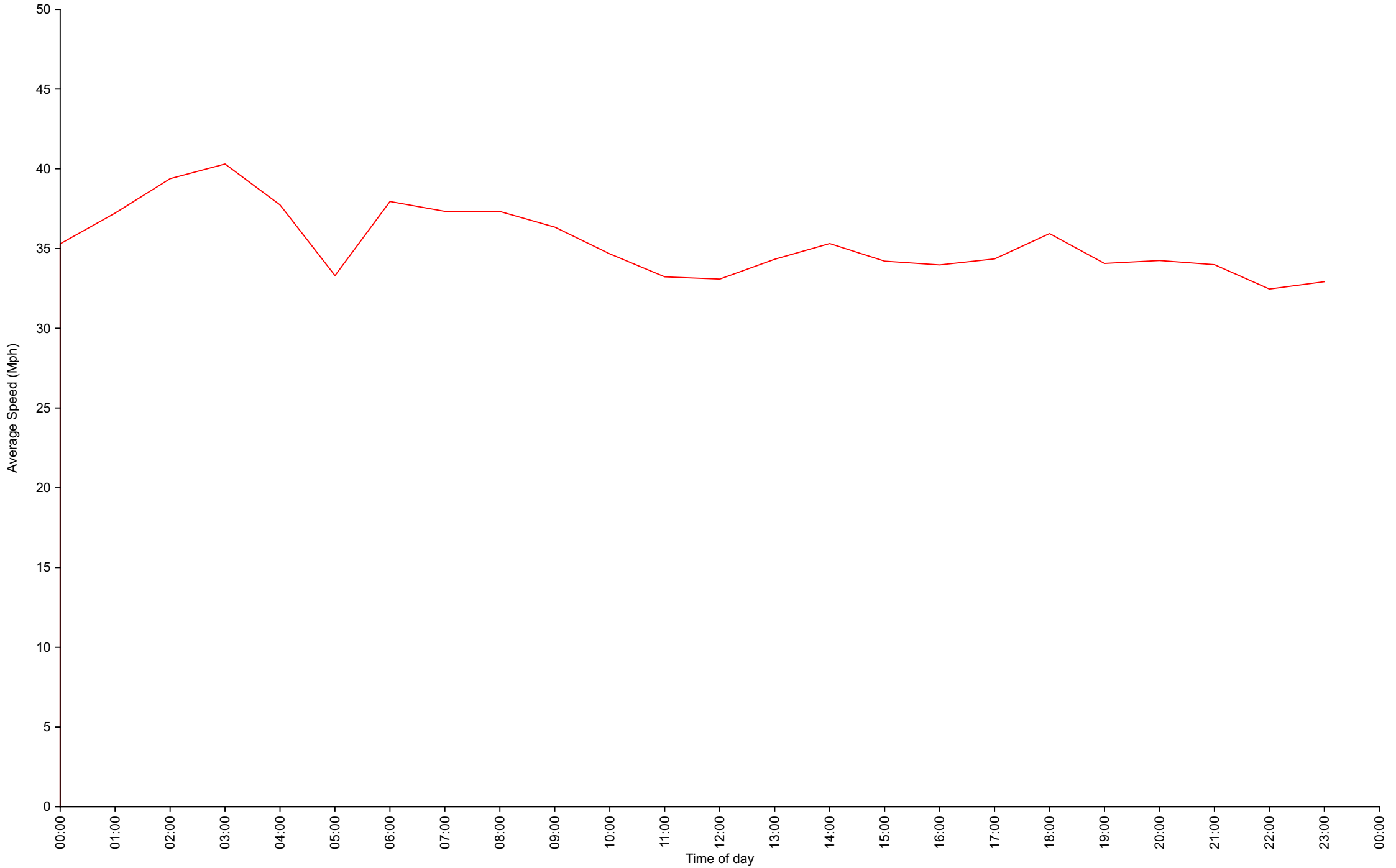
## Daily Overview for Sat Aug 12 2023



# Average Speed By Hour

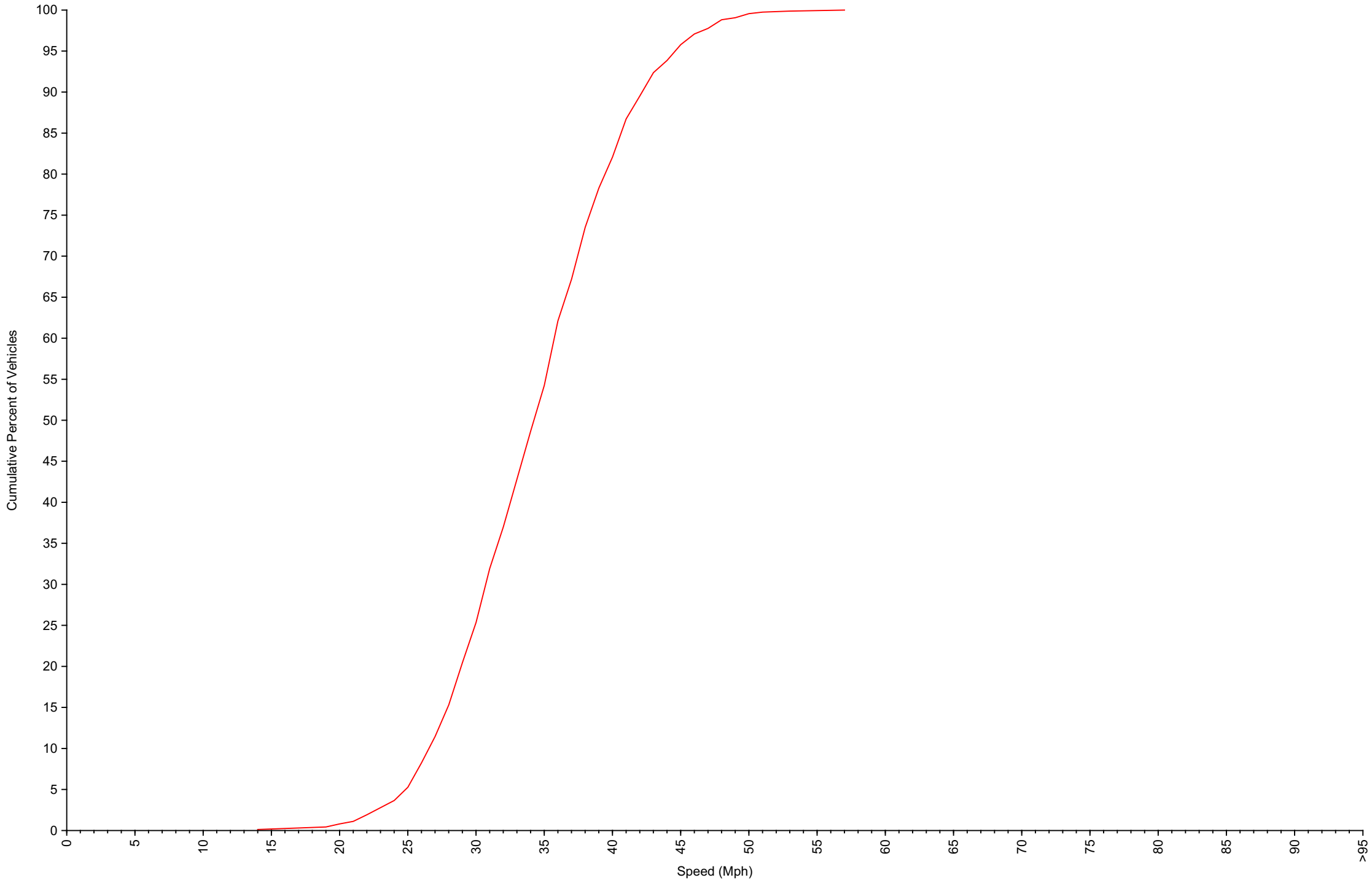
## Daily Overview for Sat Aug 12 2023

(60 Minute Resolution)



# Cumulative Speed Distribution Curve

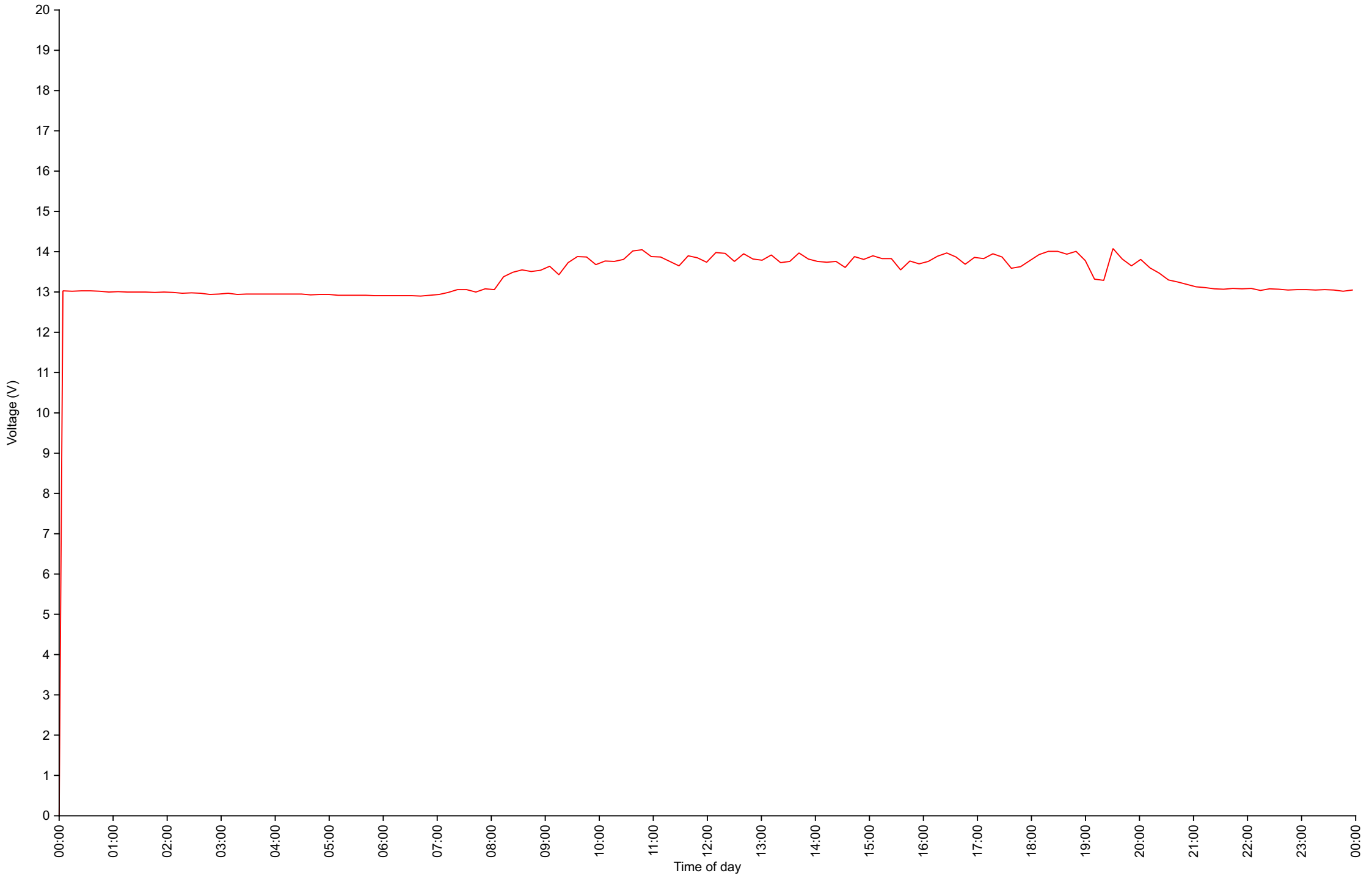
## Daily Overview for Sat Aug 12 2023





# Voltage

## Daily Overview for Sat Aug 12 2023



# Traffic Report

Daily Overview for Sun Aug 13 2023

*Vehicle Speed Classes (Mph)*

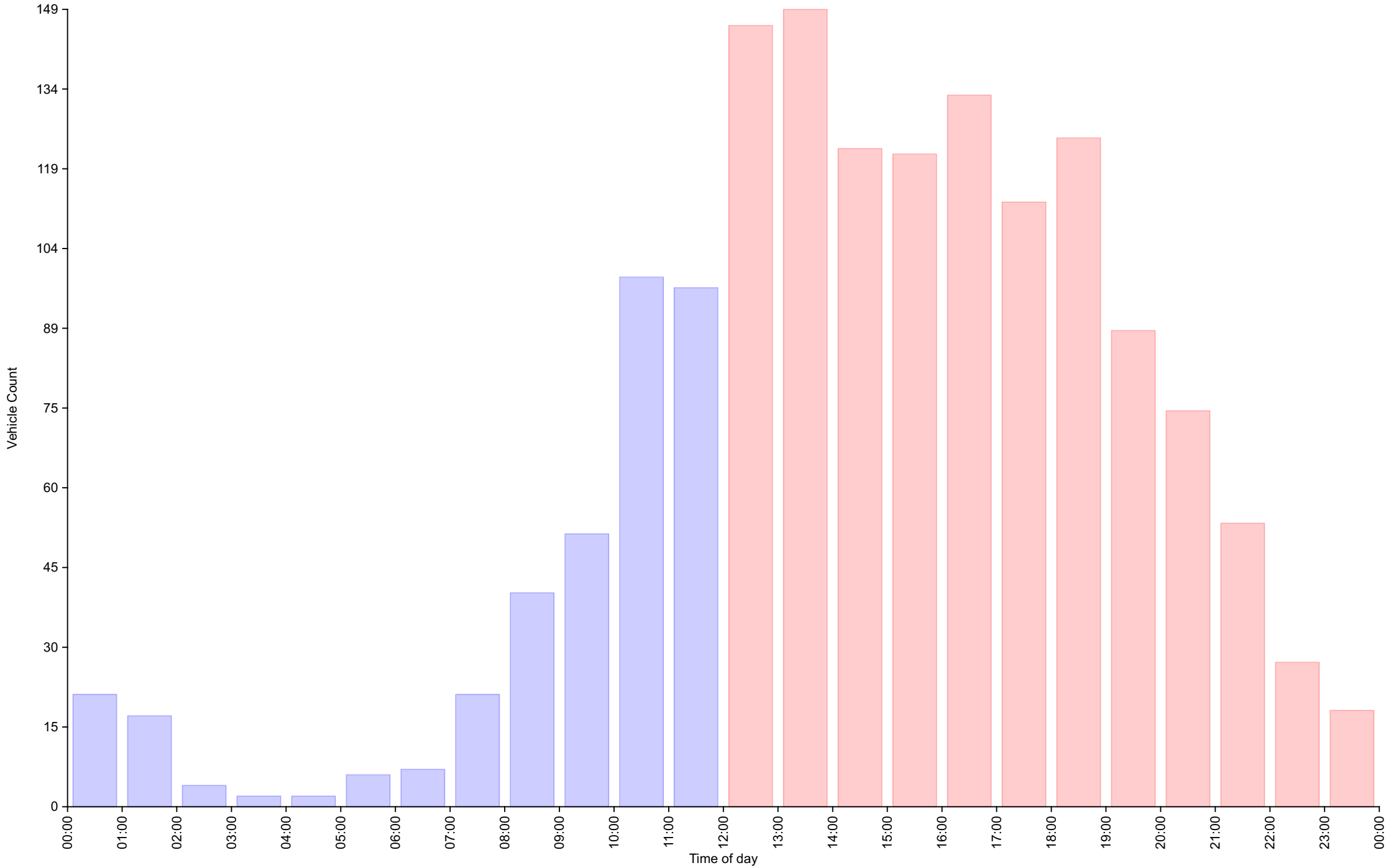
|          | <15   | 15<br>20 | 20<br>25  | 25<br>30  | 30<br>35  | 35<br>40      | 40<br>45  | 45<br>50  | 50<br>55 | 55<br>60 | 60<br>65 | 65<br>70 | >70   | Total      | 85th<br>Percentile |
|----------|-------|----------|-----------|-----------|-----------|---------------|-----------|-----------|----------|----------|----------|----------|-------|------------|--------------------|
| 00:00    | 0     | 0        | 0         | 1         | 7         | 7             | 2         | 2         | <b>2</b> | 0        | 0        | 0        | 0     | 21         | 43.9               |
| 01:00    | 0     | 0        | 0         | 1         | 2         | 7             | 5         | 1         | 1        | 0        | 0        | 0        | 0     | 17         | 40.7               |
| 02:00    | 0     | 0        | 0         | 1         | 1         | 0             | 2         | 0         | 0        | 0        | 0        | 0        | 0     | 4          | 38.6               |
| 03:00    | 0     | 0        | 0         | 0         | 2         | 0             | 0         | 0         | 0        | 0        | 0        | 0        | 0     | 2          | 33.7               |
| 04:00    | 0     | 0        | 0         | 0         | 0         | 1             | 1         | 0         | 0        | 0        | 0        | 0        | 0     | 2          | 40.2               |
| 05:00    | 0     | 0        | 0         | 0         | 0         | 4             | 2         | 0         | 0        | 0        | 0        | 0        | 0     | 6          | 41.2               |
| 06:00    | 0     | 0        | 0         | 1         | 2         | 2             | 2         | 0         | 0        | 0        | 0        | 0        | 0     | 7          | 40.4               |
| 07:00    | 0     | 0        | 0         | 1         | 2         | 12            | 4         | 2         | 0        | 0        | 0        | 0        | 0     | 21         | 42.4               |
| 08:00    | 0     | 0        | 1         | 7         | 14        | 9             | 7         | 1         | 1        | 0        | 0        | 0        | 0     | 40         | 41.0               |
| 09:00    | 0     | 1        | 1         | 1         | 11        | 18            | 12        | 7         | 0        | 0        | 0        | 0        | 0     | 51         | <b>43.3</b>        |
| 10:00    | 0     | 0        | <b>4</b>  | 17        | 19        | <b>29</b>     | <b>19</b> | <b>10</b> | 1        | 0        | 0        | 0        | 0     | <b>99</b>  | 42.6               |
| 11:00    | 0     | <b>3</b> | 2         | <b>23</b> | <b>25</b> | 29            | 12        | 1         | 2        | 0        | 0        | 0        | 0     | 97         | 39.1               |
| 12:00    | 0     | <b>2</b> | <b>11</b> | <b>35</b> | 36        | 44            | 15        | 3         | 0        | 0        | 0        | 0        | 0     | 146        | 38.0               |
| 13:00    | 0     | 0        | 2         | 24        | <b>42</b> | <b>46</b>     | 26        | 7         | 1        | <b>1</b> | 0        | 0        | 0     | <b>149</b> | 40.7               |
| 14:00    | 0     | 0        | 1         | 18        | 31        | 42            | 23        | 7         | 1        | 0        | 0        | 0        | 0     | 123        | 41.3               |
| 15:00    | 0     | 0        | 2         | 26        | 23        | 32            | <b>29</b> | 7         | <b>3</b> | 0        | 0        | 0        | 0     | 122        | 42.1               |
| 16:00    | 0     | 0        | 6         | 18        | 42        | 43            | 17        | 6         | 1        | 0        | 0        | 0        | 0     | 133        | 40.0               |
| 17:00    | 0     | 0        | 4         | 14        | 33        | 31            | 24        | 4         | 3        | 0        | 0        | 0        | 0     | 113        | 41.3               |
| 18:00    | 0     | 0        | 2         | 15        | 29        | 45            | 24        | <b>10</b> | 0        | 0        | 0        | 0        | 0     | 125        | <b>42.0</b>        |
| 19:00    | 0     | 1        | 4         | 12        | 20        | 36            | 14        | 2         | 0        | 0        | 0        | 0        | 0     | 89         | 39.4               |
| 20:00    | 0     | 0        | 1         | 10        | 20        | 19            | 16        | 8         | 0        | 0        | 0        | 0        | 0     | 74         | 41.0               |
| 21:00    | 0     | 0        | 1         | 13        | 11        | 17            | 7         | 3         | 1        | 0        | 0        | 0        | 0     | 53         | 41.0               |
| 22:00    | 0     | 1        | 1         | 5         | 8         | 5             | 5         | 1         | 1        | 0        | 0        | 0        | 0     | 27         | 40.0               |
| 23:00    | 0     | 0        | 1         | 2         | 4         | 7             | 2         | 2         | 0        | 0        | 0        | 0        | 0     | 18         | 41.2               |
| AM Total | 0     | 4        | 8         | 53        | 85        | <b>118</b>    | 68        | 24        | 7        | 0        | 0        | 0        | 0     |            |                    |
| PM Total | 0     | 4        | 36        | 192       | 299       | <b>367</b>    | 202       | 60        | 11       | 1        | 0        | 0        | 0     |            |                    |
| Total    | 0     | 8        | 44        | 245       | 384       | <b>485</b>    | 270       | 84        | 18       | 1        | 0        | 0        | 0     |            |                    |
| Percent  | 0.00% | 0.52%    | 2.86%     | 15.92%    | 24.95%    | <b>31.51%</b> | 17.54%    | 5.46%     | 1.17%    | 0.06%    | 0.00%    | 0.00%    | 0.00% |            |                    |

Total Vehicles : 1539  
 30th Percentile : 31.2 MPH  
 50th Percentile : 35.0 MPH  
 85th Percentile : 40.9 MPH  
 95th Percentile : 45.2 MPH  
 Average Speed : 35.2 MPH  
 Highest Speed : 55.3 MPH

# Vehicle Counts By Hour

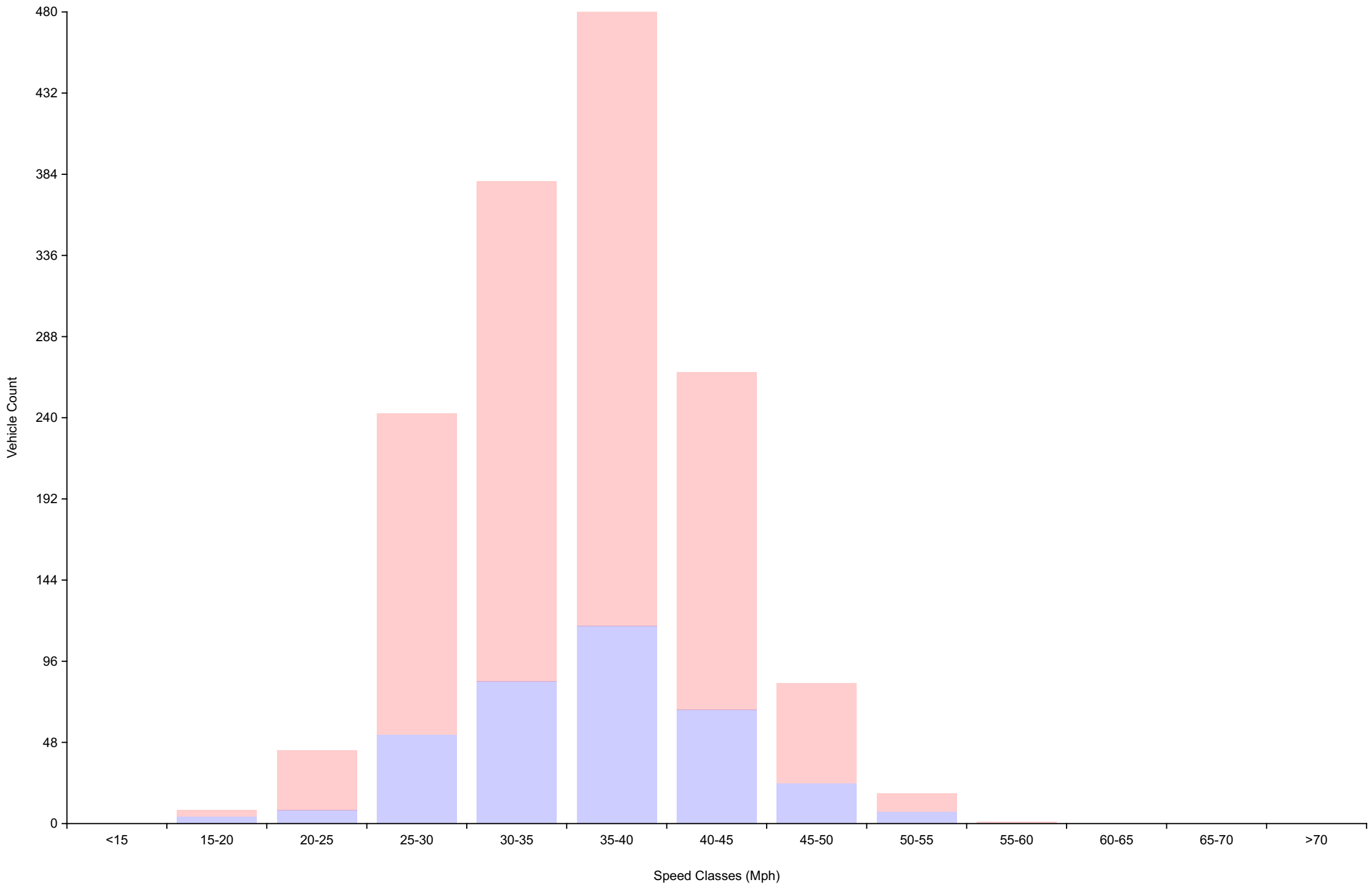
## Daily Overview for Sun Aug 13 2023

(60 Minute Resolution)



# Vehicle Counts By Speed Class

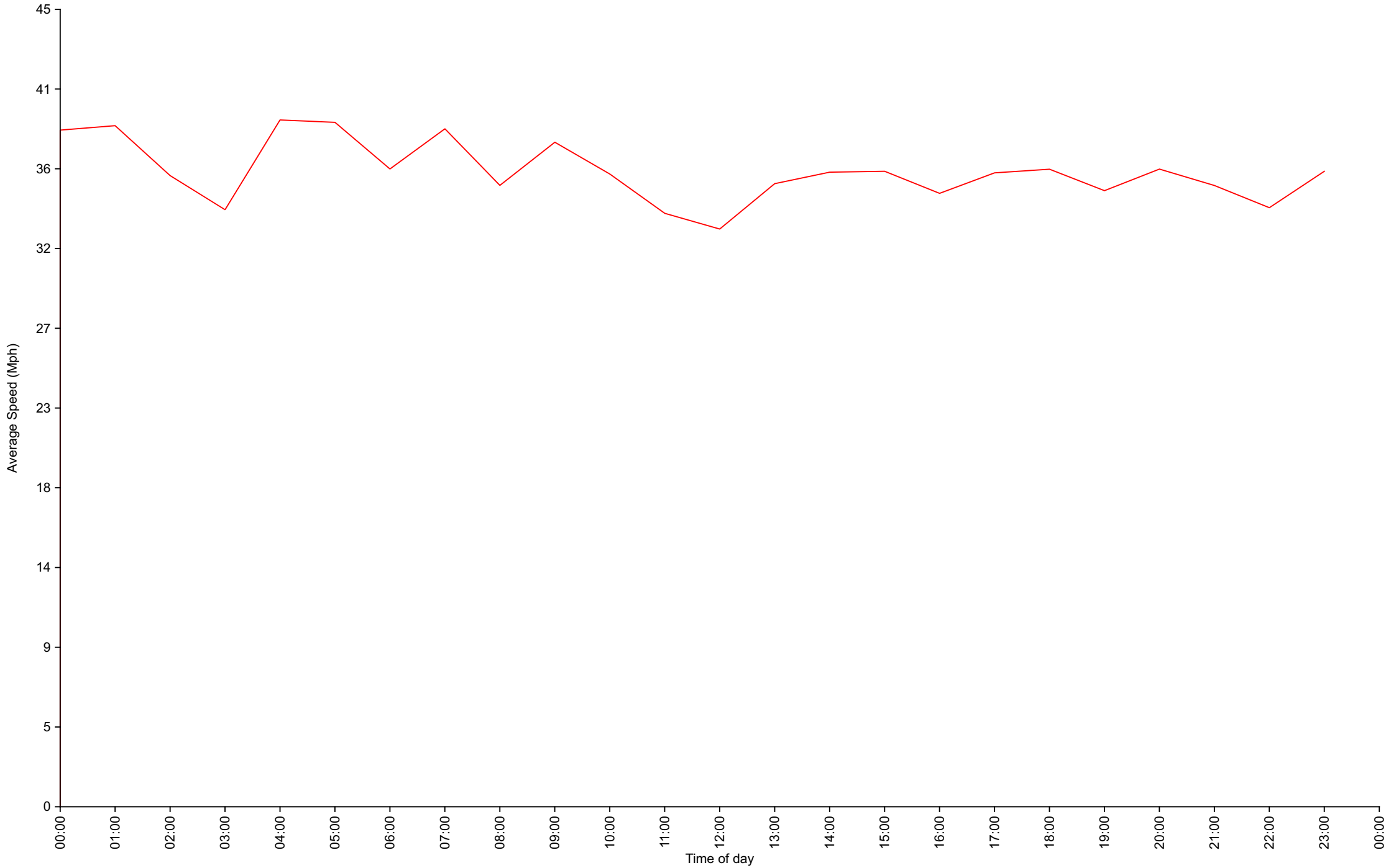
## Daily Overview for Sun Aug 13 2023



# Average Speed By Hour

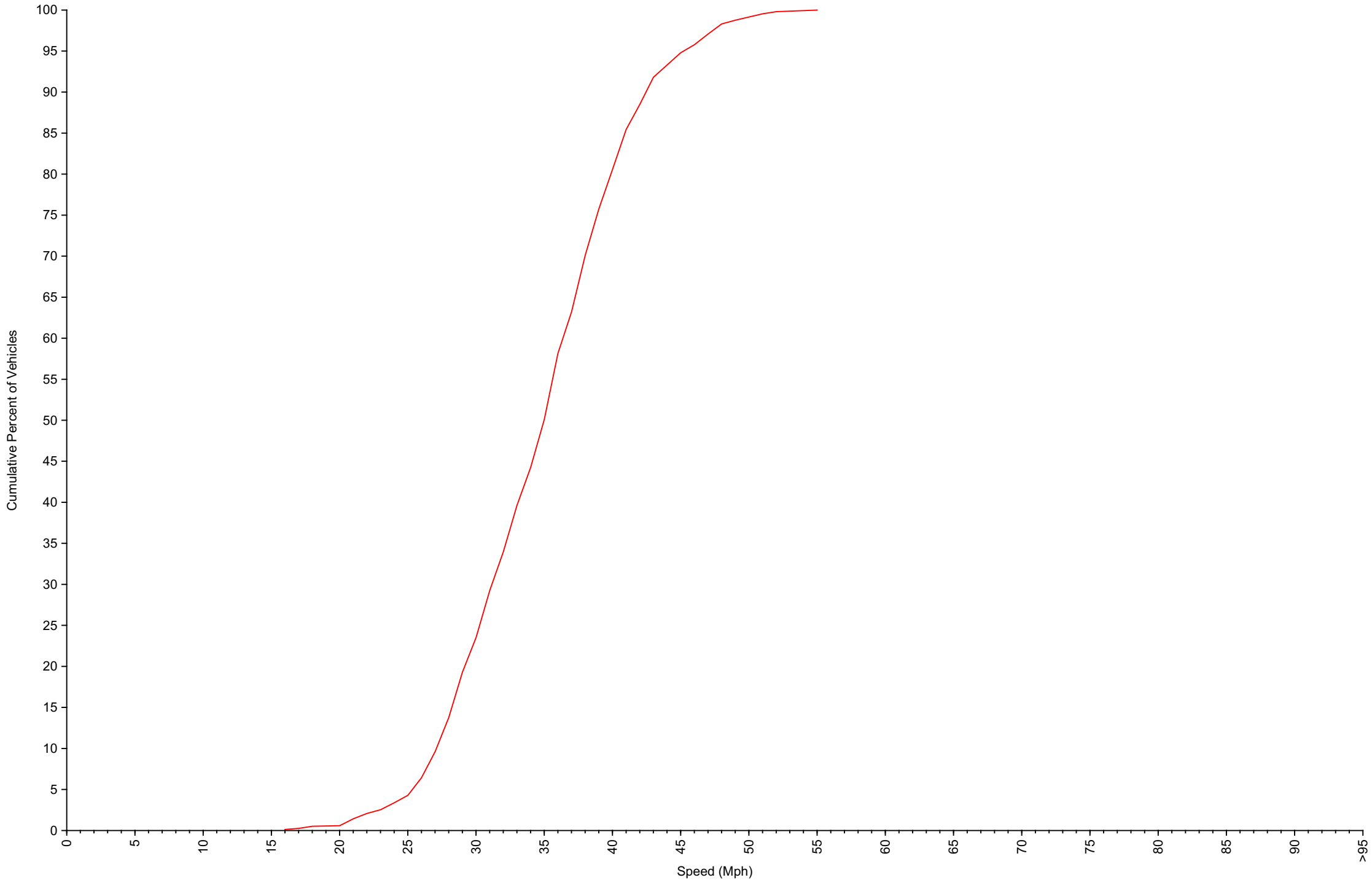
## Daily Overview for Sun Aug 13 2023

(60 Minute Resolution)



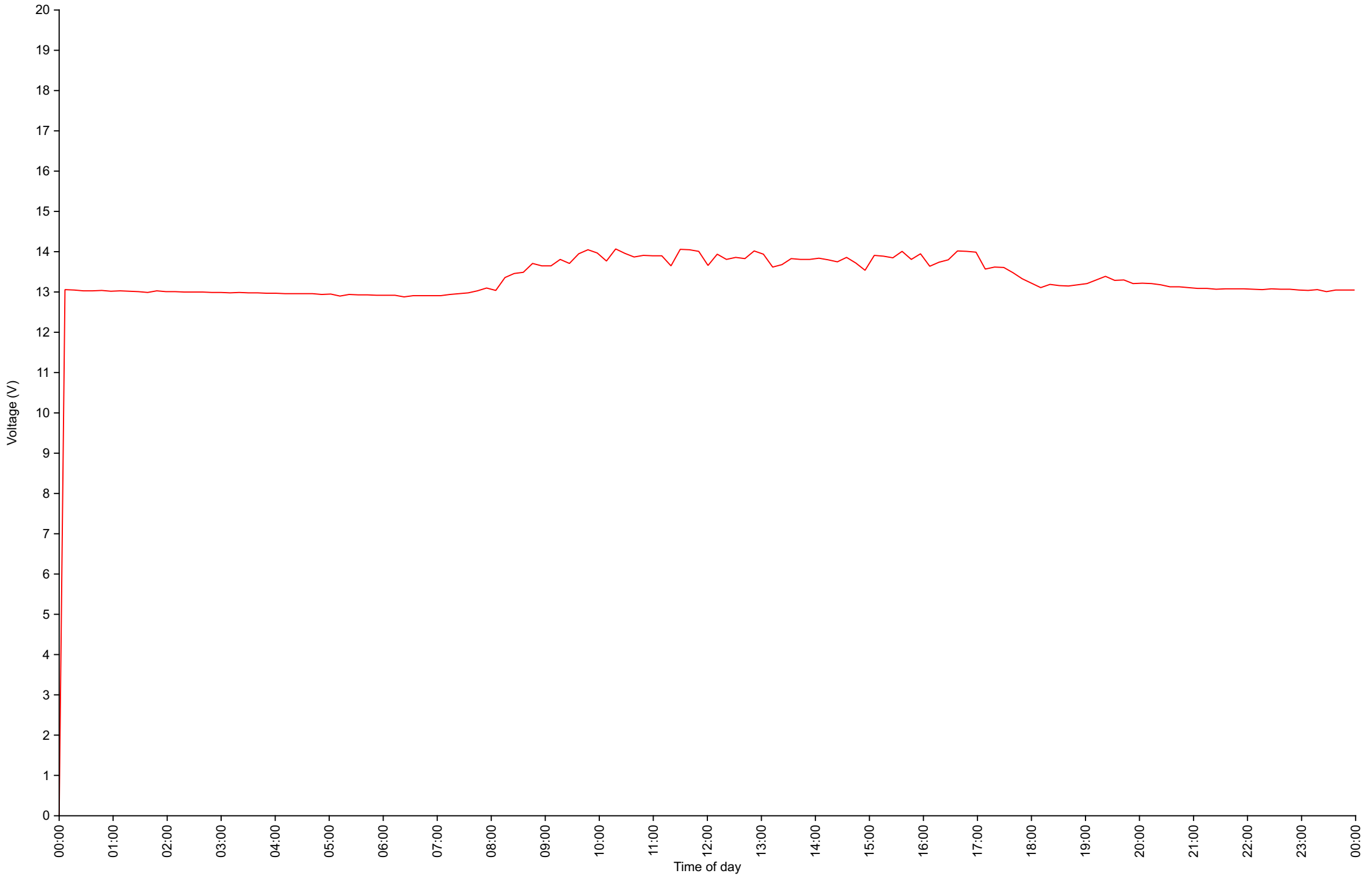
# Cumulative Speed Distribution Curve

## Daily Overview for Sun Aug 13 2023



# Voltage

## Daily Overview for Sun Aug 13 2023



# Traffic Report

Daily Overview for Mon Aug 14 2023

Vehicle Speed Classes (Mph)

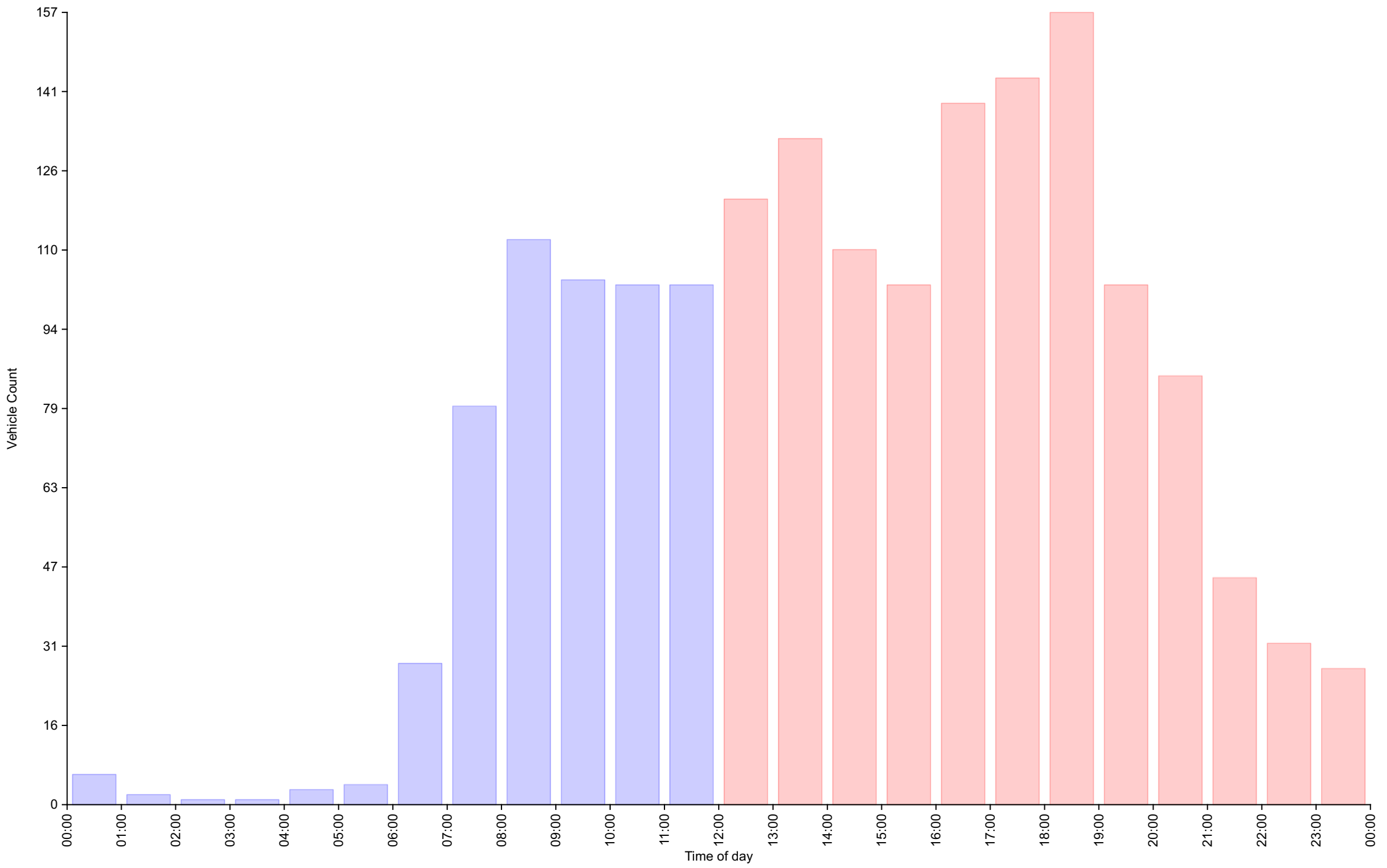
|          | <15      | 15<br>20 | 20<br>25  | 25<br>30  | 30<br>35      | 35<br>40   | 40<br>45  | 45<br>50 | 50<br>55 | 55<br>60 | 60<br>65 | 65<br>70 | >70   | Total      | 85th<br>Percentile |
|----------|----------|----------|-----------|-----------|---------------|------------|-----------|----------|----------|----------|----------|----------|-------|------------|--------------------|
| 00:00    | 0        | 0        | 0         | 3         | 0             | 1          | 2         | 0        | 0        | 0        | 0        | 0        | 0     | 6          | 40.6               |
| 01:00    | 0        | 0        | 0         | 0         | 0             | 1          | 1         | 0        | 0        | 0        | 0        | 0        | 0     | 2          | 42.5               |
| 02:00    | 0        | 0        | 0         | 0         | 0             | 1          | 0         | 0        | 0        | 0        | 0        | 0        | 0     | 1          | 36.9               |
| 03:00    | 0        | 0        | 0         | 1         | 0             | 0          | 0         | 0        | 0        | 0        | 0        | 0        | 0     | 1          | 28.7               |
| 04:00    | 0        | 0        | 0         | 0         | 1             | 0          | 1         | 0        | 1        | 0        | 0        | 0        | 0     | 3          | <b>46.9</b>        |
| 05:00    | 0        | 0        | 0         | 1         | 0             | 2          | 1         | 0        | 0        | 0        | 0        | 0        | 0     | 4          | 38.8               |
| 06:00    | 0        | 0        | 0         | 3         | 6             | 10         | 6         | 2        | 1        | 0        | 0        | 0        | 0     | 28         | 42.4               |
| 07:00    | 0        | 0        | 0         | 12        | 19            | 30         | 13        | <b>5</b> | 0        | 0        | 0        | 0        | 0     | 79         | 41.0               |
| 08:00    | 0        | 0        | 3         | <b>20</b> | 34            | 31         | <b>18</b> | 5        | 1        | 0        | 0        | 0        | 0     | <b>112</b> | 40.6               |
| 09:00    | 0        | <b>1</b> | <b>8</b>  | 17        | <b>35</b>     | 27         | 14        | 1        | 1        | 0        | 0        | 0        | 0     | 104        | 39.1               |
| 10:00    | <b>2</b> | 0        | 5         | 12        | 29            | <b>34</b>  | 17        | 2        | <b>2</b> | 0        | 0        | 0        | 0     | 103        | 40.5               |
| 11:00    | 0        | 1        | 4         | 19        | 28            | 33         | 14        | 3        | 1        | 0        | 0        | 0        | 0     | 103        | 39.5               |
| 12:00    | <b>1</b> | 1        | 6         | 19        | <b>44</b>     | 33         | 11        | 5        | 0        | 0        | 0        | 0        | 0     | 120        | 38.8               |
| 13:00    | 0        | <b>3</b> | <b>11</b> | <b>34</b> | 44            | 23         | 15        | 2        | 0        | 0        | 0        | 0        | 0     | 132        | 37.5               |
| 14:00    | 0        | 0        | 2         | 21        | 37            | 28         | 18        | 1        | <b>3</b> | 0        | 0        | 0        | 0     | 110        | 39.7               |
| 15:00    | 0        | 0        | 7         | 25        | 23            | 23         | 17        | 4        | 3        | <b>1</b> | 0        | 0        | 0     | 103        | 41.6               |
| 16:00    | 0        | 0        | 2         | 20        | 35            | <b>45</b>  | 26        | 7        | 3        | 1        | 0        | 0        | 0     | 139        | 41.0               |
| 17:00    | 0        | 0        | 1         | 27        | 40            | 44         | 23        | <b>8</b> | 1        | 0        | 0        | 0        | 0     | 144        | 40.2               |
| 18:00    | 0        | 0        | 7         | 29        | 38            | 41         | <b>34</b> | 4        | 3        | 0        | <b>1</b> | 0        | 0     | <b>157</b> | 41.4               |
| 19:00    | 0        | 0        | 0         | 4         | 34            | 32         | 26        | 5        | 2        | 0        | 0        | 0        | 0     | 103        | 42.1               |
| 20:00    | 0        | 0        | 0         | 11        | 28            | 18         | 23        | 2        | 3        | 0        | 0        | 0        | 0     | 85         | 41.9               |
| 21:00    | 0        | 1        | 0         | 8         | 13            | 14         | 7         | 2        | 0        | 0        | 0        | 0        | 0     | 45         | 39.8               |
| 22:00    | 0        | 0        | 0         | 5         | 7             | 11         | 5         | 2        | 2        | 0        | 0        | 0        | 0     | 32         | 42.2               |
| 23:00    | 0        | 0        | 2         | 3         | 5             | 8          | 5         | 4        | 0        | 0        | 0        | 0        | 0     | 27         | <b>44.0</b>        |
| AM Total | 2        | 2        | 20        | 88        | 152           | <b>170</b> | 87        | 18       | 7        | 0        | 0        | 0        | 0     |            |                    |
| PM Total | 1        | 5        | 38        | 206       | <b>348</b>    | 320        | 210       | 46       | 20       | 2        | 1        | 0        | 0     |            |                    |
| Total    | 3        | 7        | 58        | 294       | <b>500</b>    | 490        | 297       | 64       | 27       | 2        | 1        | 0        | 0     |            |                    |
| Percent  | 0.17%    | 0.40%    | 3.33%     | 16.87%    | <b>28.69%</b> | 28.11%     | 17.04%    | 3.67%    | 1.55%    | 0.11%    | 0.06%    | 0.00%    | 0.00% |            |                    |

Total Vehicles : 1743  
 30th Percentile : 30.8 MPH  
 50th Percentile : 34.1 MPH  
 85th Percentile : 40.6 MPH  
 95th Percentile : 44.4 MPH  
 Average Speed : 34.8 MPH  
 Highest Speed : 60.1 MPH



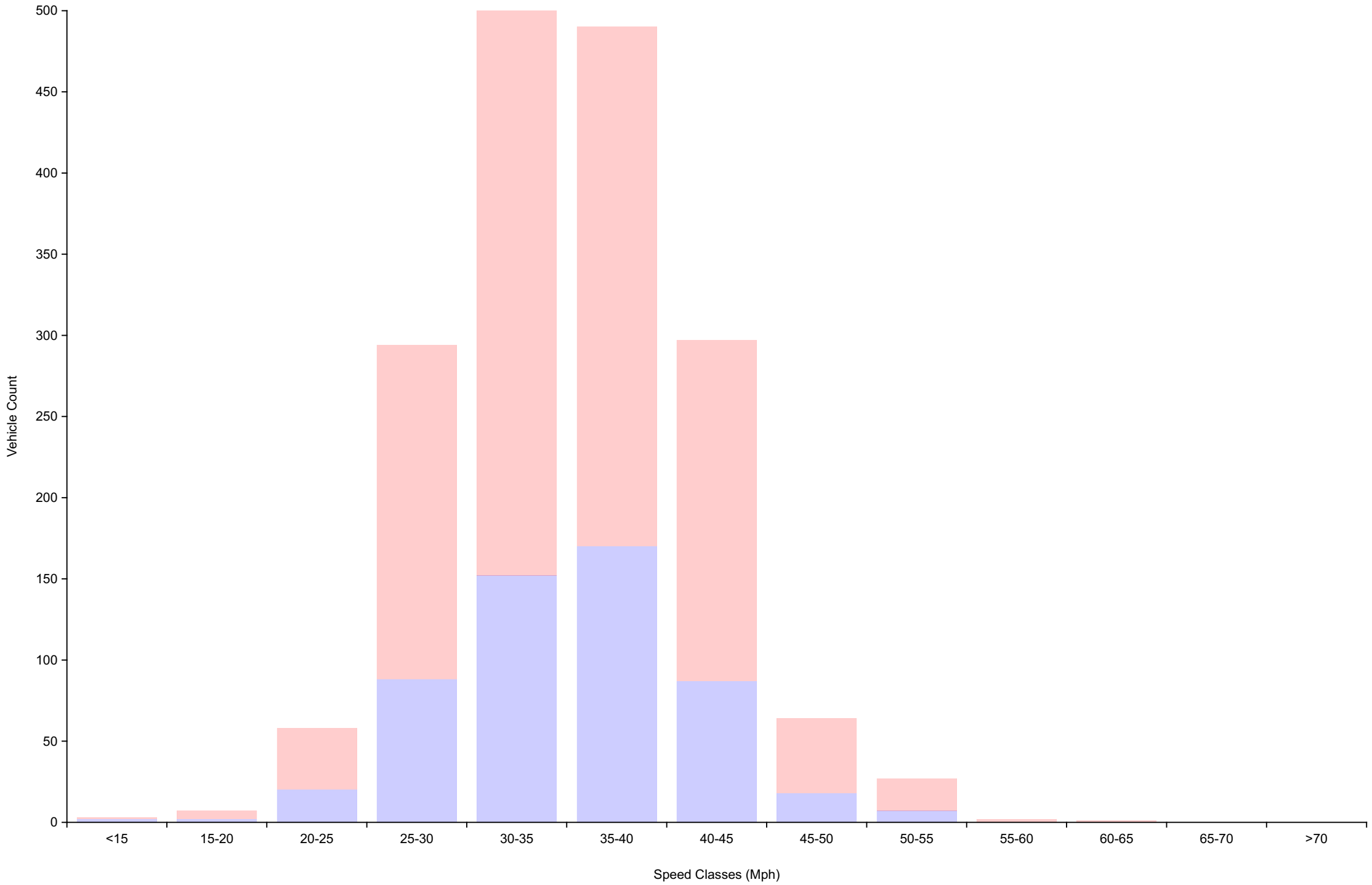
# Vehicle Counts By Hour

Daily Overview for Mon Aug 14 2023  
(60 Minute Resolution)



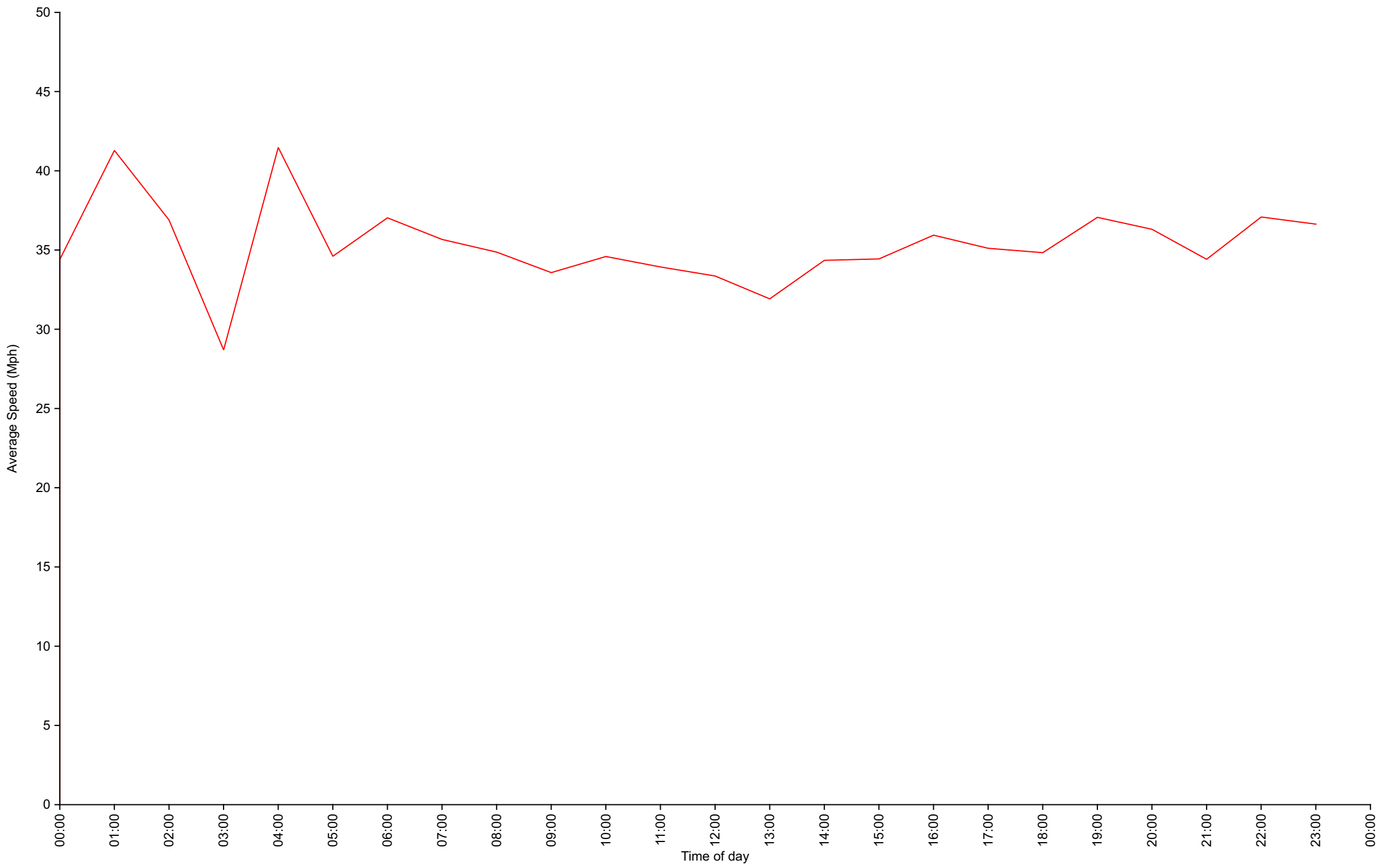
# Vehicle Counts By Speed Class

## Daily Overview for Mon Aug 14 2023



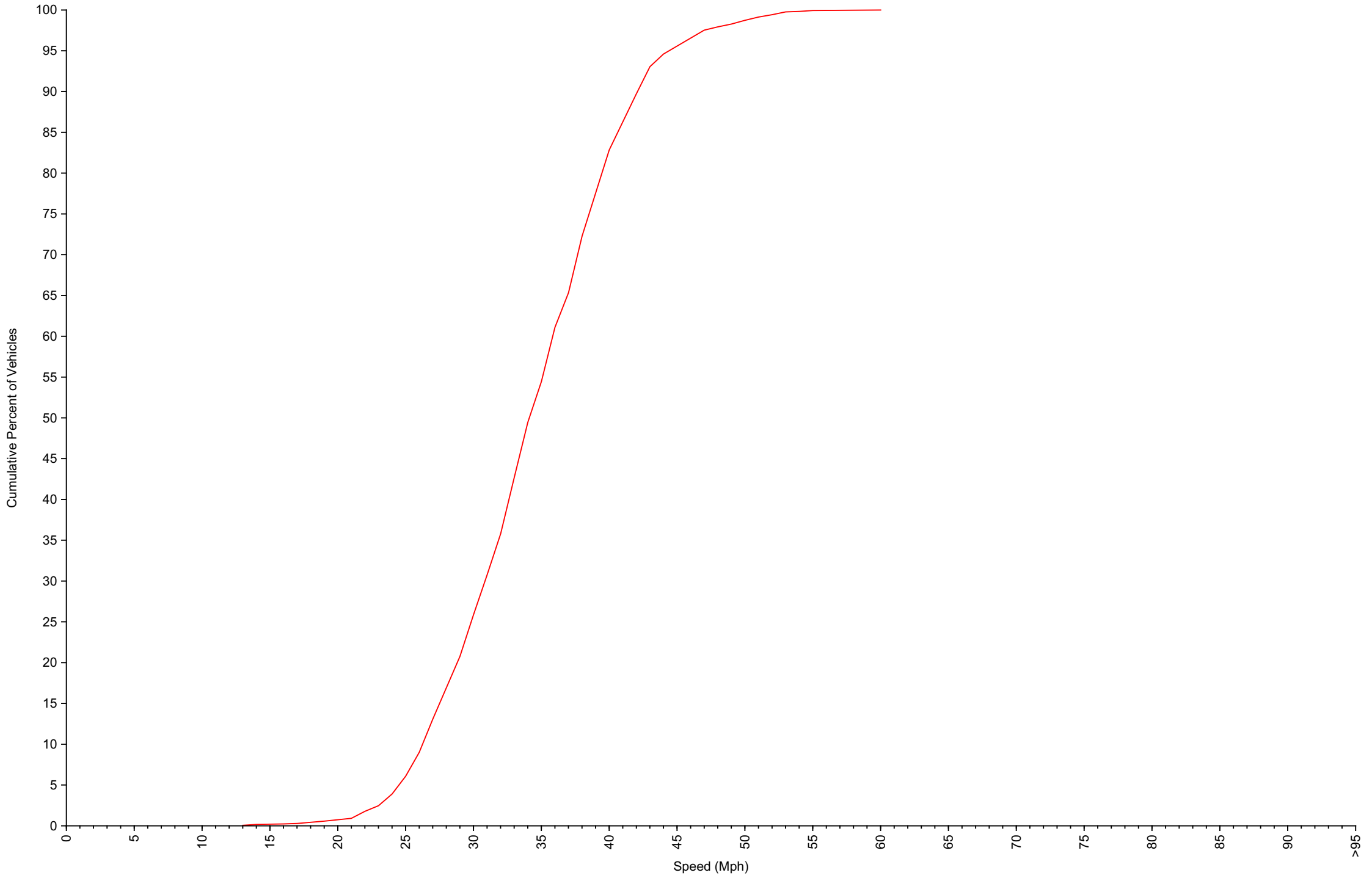
# Average Speed By Hour

Daily Overview for Mon Aug 14 2023  
(60 Minute Resolution)



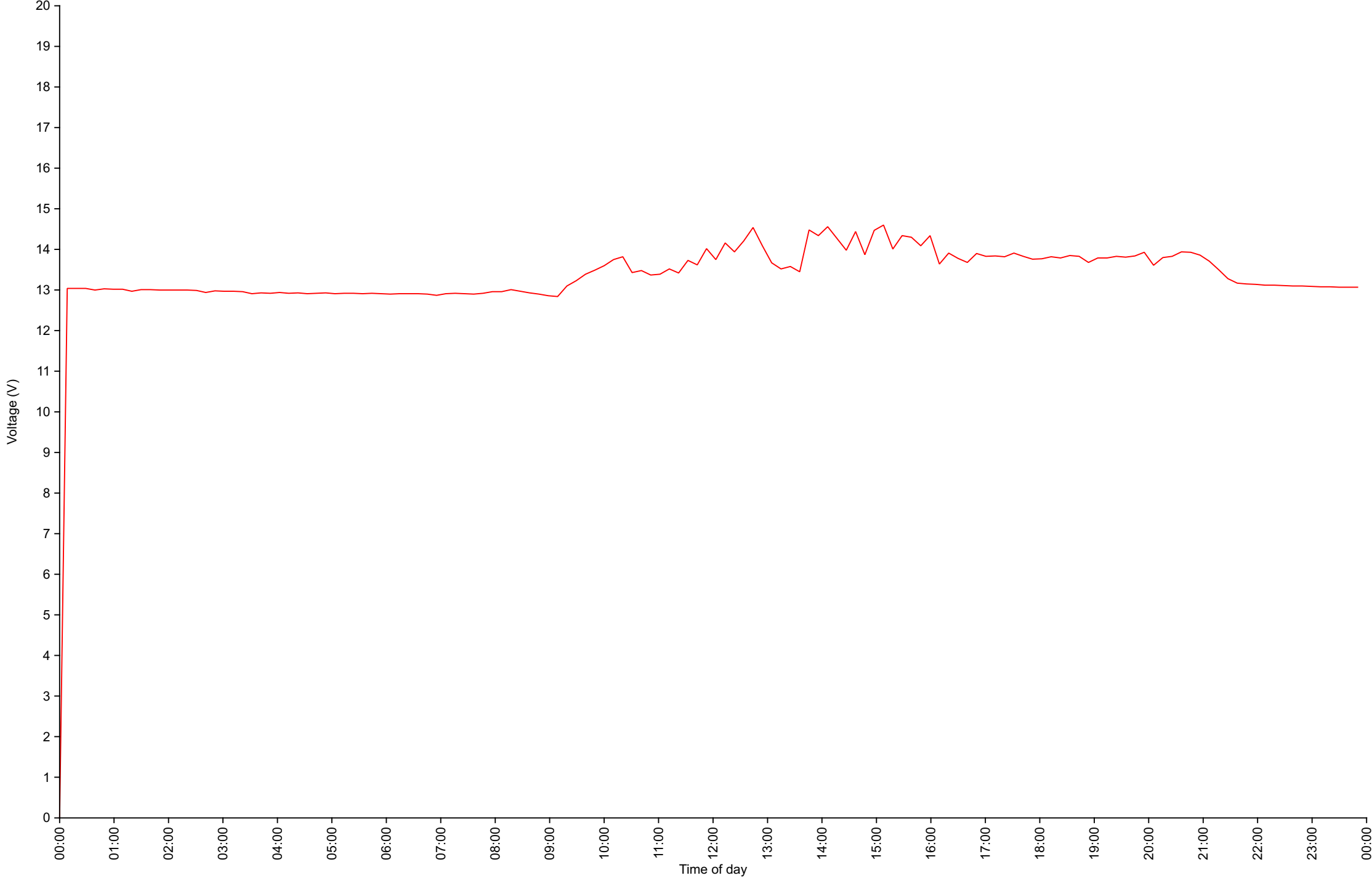
# Cumulative Speed Distribution Curve

## Daily Overview for Mon Aug 14 2023



# Voltage

## Daily Overview for Mon Aug 14 2023



# Traffic Report

Daily Overview for Tue Aug 15 2023

Vehicle Speed Classes (Mph)

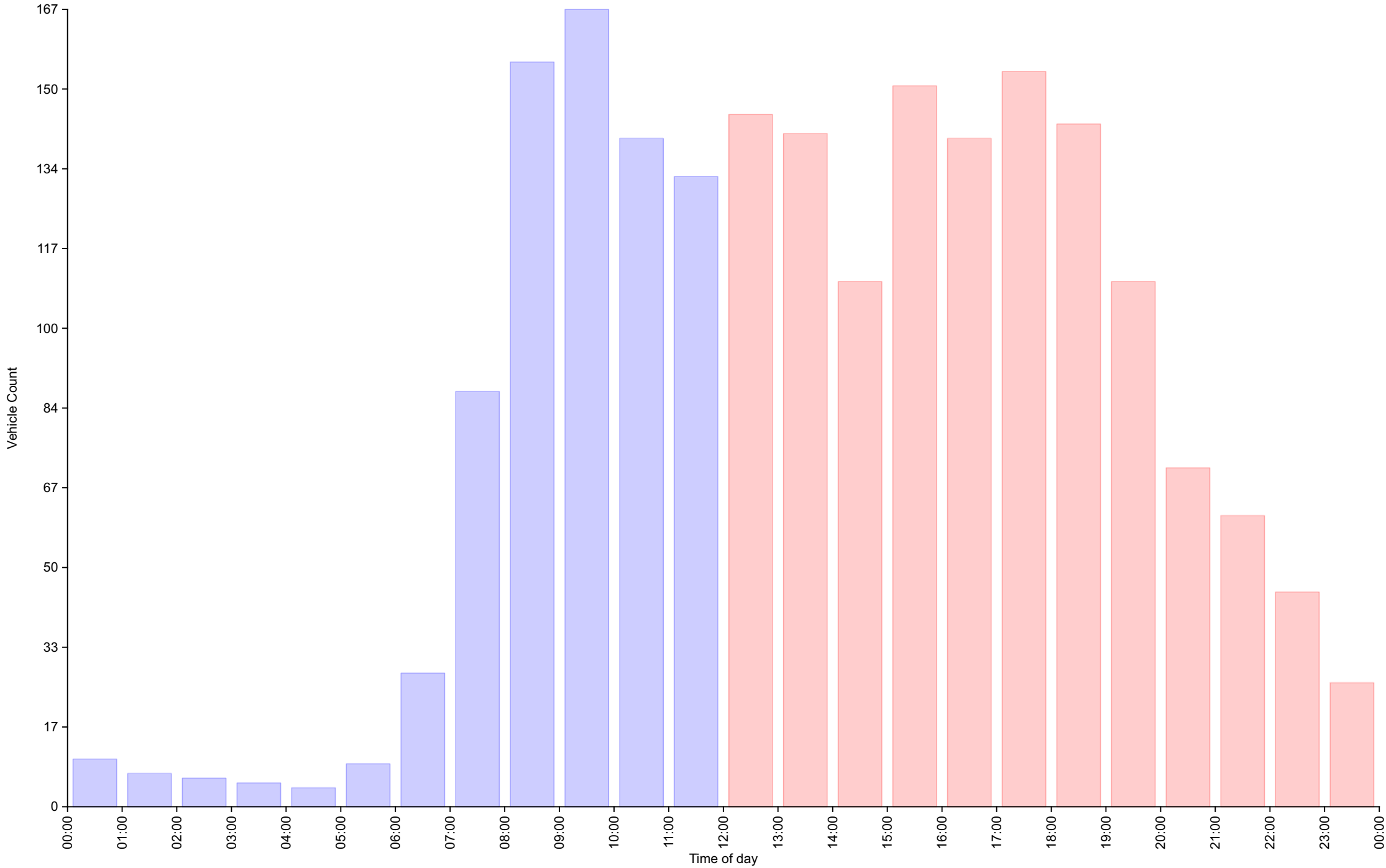
|          | <15   | 15<br>20  | 20<br>25 | 25<br>30  | 30<br>35   | 35<br>40      | 40<br>45  | 45<br>50  | 50<br>55 | 55<br>60 | 60<br>65 | 65<br>70 | >70   | Total      | 85th<br>Percentile |
|----------|-------|-----------|----------|-----------|------------|---------------|-----------|-----------|----------|----------|----------|----------|-------|------------|--------------------|
| 00:00    | 0     | 0         | 0        | 3         | 3          | 2             | 2         | 0         | 0        | 0        | 0        | 0        | 0     | 10         | 40.0               |
| 01:00    | 0     | 0         | 0        | 0         | 1          | 1             | 4         | 1         | 0        | 0        | 0        | 0        | 0     | 7          | 43.0               |
| 02:00    | 0     | 0         | 0        | 0         | 1          | 0             | 2         | 2         | 0        | 0        | <b>1</b> | 0        | 0     | 6          | <b>47.6</b>        |
| 03:00    | 0     | 0         | 0        | 0         | 1          | 3             | 0         | 1         | 0        | 0        | 0        | 0        | 0     | 5          | 40.5               |
| 04:00    | 0     | 0         | 0        | 1         | 1          | 1             | 1         | 0         | 0        | 0        | 0        | 0        | 0     | 4          | 38.0               |
| 05:00    | 0     | 0         | 0        | 2         | 1          | 2             | 2         | 2         | 0        | 0        | 0        | 0        | 0     | 9          | 44.2               |
| 06:00    | 0     | 0         | 0        | 1         | 8          | 7             | 6         | 3         | <b>2</b> | <b>1</b> | 0        | 0        | 0     | 28         | 46.6               |
| 07:00    | 0     | 0         | 1        | 10        | 17         | 28            | 24        | 7         | 0        | 0        | 0        | 0        | 0     | 87         | 42.5               |
| 08:00    | 0     | 0         | 2        | 17        | 38         | 57            | 27        | <b>12</b> | 2        | 1        | 0        | 0        | 0     | 156        | 42.3               |
| 09:00    | 0     | 0         | 3        | 16        | <b>50</b>  | <b>58</b>     | <b>32</b> | 6         | 1        | 1        | 0        | 0        | 0     | <b>167</b> | 40.5               |
| 10:00    | 0     | <b>3</b>  | <b>6</b> | <b>31</b> | 28         | 44            | 18        | 8         | 2        | 0        | 0        | 0        | 0     | 140        | 40.7               |
| 11:00    | 0     | 1         | 5        | 25        | 38         | 32            | 25        | 3         | 2        | 0        | 1        | 0        | 0     | 132        | 41.0               |
| 12:00    | 0     | 0         | <b>8</b> | <b>35</b> | 40         | 35            | 20        | 6         | 1        | 0        | 0        | 0        | 0     | 145        | 39.9               |
| 13:00    | 0     | 0         | 4        | 31        | 36         | 43            | 20        | 6         | 1        | 0        | 0        | 0        | 0     | 141        | 40.0               |
| 14:00    | 0     | 1         | 6        | 23        | 36         | 34            | 9         | 1         | 0        | 0        | 0        | 0        | 0     | 110        | 37.8               |
| 15:00    | 0     | 0         | 7        | 34        | <b>45</b>  | 41            | 21        | 3         | 0        | 0        | 0        | 0        | 0     | 151        | 39.2               |
| 16:00    | 0     | 0         | 3        | 35        | 39         | 34            | 21        | 5         | 1        | <b>2</b> | 0        | 0        | 0     | 140        | 40.6               |
| 17:00    | 0     | 0         | 1        | 27        | 42         | <b>48</b>     | <b>26</b> | <b>10</b> | 0        | 0        | 0        | 0        | 0     | <b>154</b> | 40.9               |
| 18:00    | 0     | <b>14</b> | 7        | 28        | 37         | 31            | 21        | 3         | <b>2</b> | 0        | 0        | 0        | 0     | 143        | 39.5               |
| 19:00    | 0     | 1         | 5        | 21        | 24         | 37            | 18        | 4         | 0        | 0        | 0        | 0        | 0     | 110        | 40.2               |
| 20:00    | 0     | 1         | 1        | 9         | 24         | 15            | 12        | 7         | 1        | 1        | 0        | 0        | 0     | 71         | <b>42.4</b>        |
| 21:00    | 0     | 0         | 3        | 11        | 14         | 15            | 14        | 1         | 2        | 1        | 0        | 0        | 0     | 61         | 41.9               |
| 22:00    | 0     | 0         | 1        | 12        | 8          | 15            | 6         | 1         | 2        | 0        | 0        | 0        | 0     | 45         | 39.8               |
| 23:00    | 0     | 0         | 3        | 1         | 12         | 6             | 1         | 2         | 1        | 0        | 0        | 0        | 0     | 26         | 38.2               |
| AM Total | 0     | 4         | 17       | 106       | 187        | <b>235</b>    | 143       | 45        | 9        | 3        | 2        | 0        | 0     |            |                    |
| PM Total | 0     | 17        | 49       | 267       | <b>357</b> | 354           | 189       | 49        | 11       | 4        | 0        | 0        | 0     |            |                    |
| Total    | 0     | 21        | 66       | 373       | 544        | <b>589</b>    | 332       | 94        | 20       | 7        | 2        | 0        | 0     |            |                    |
| Percent  | 0.00% | 1.03%     | 3.22%    | 18.21%    | 26.56%     | <b>28.76%</b> | 16.21%    | 4.59%     | 0.98%    | 0.34%    | 0.10%    | 0.00%    | 0.00% |            |                    |

Total Vehicles : 2048  
 30th Percentile : 30.8 MPH  
 50th Percentile : 34.2 MPH  
 85th Percentile : 40.7 MPH  
 95th Percentile : 44.6 MPH  
 Average Speed : 34.7 MPH  
 Highest Speed : 61.7 MPH

# Vehicle Counts By Hour

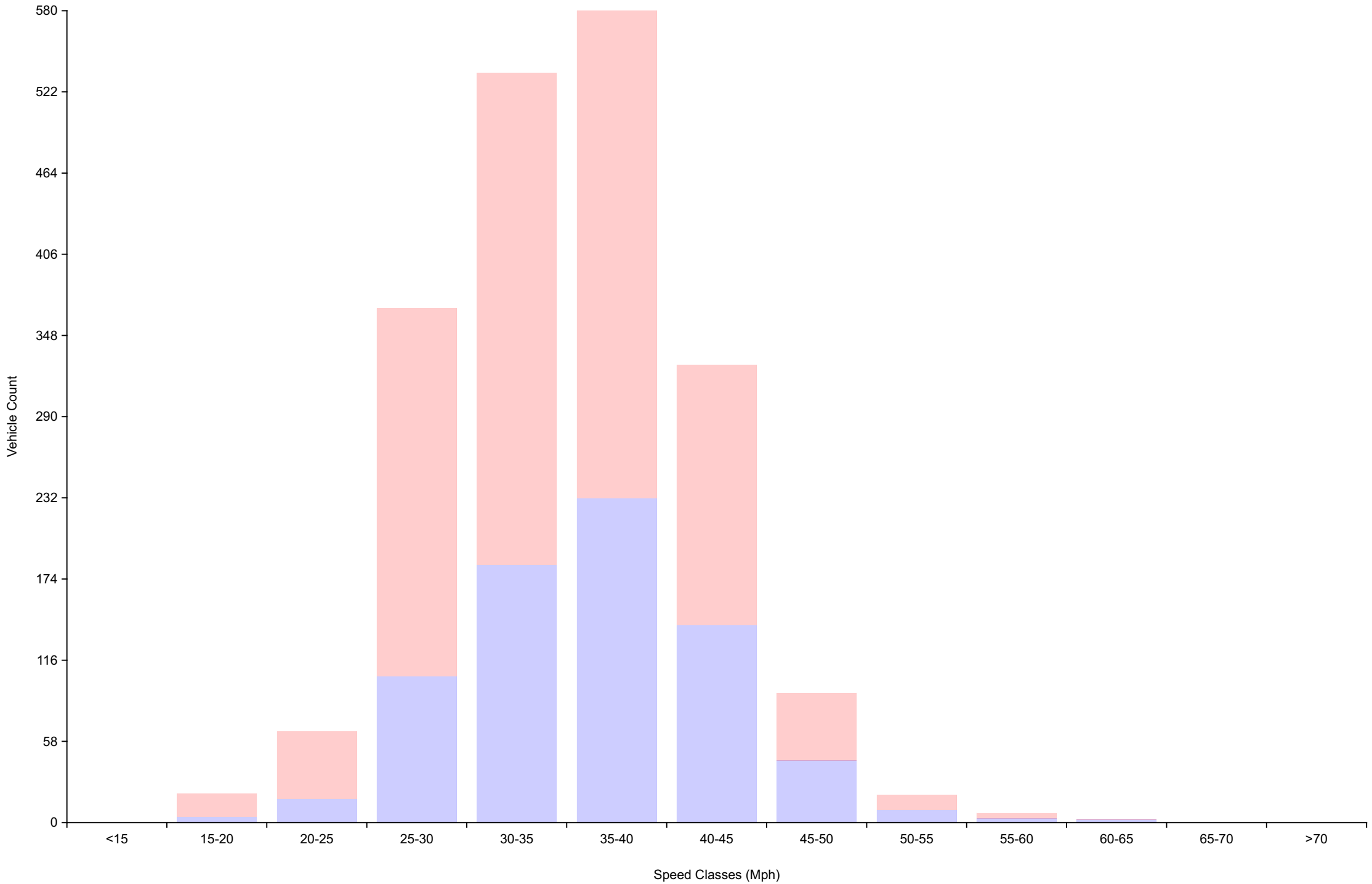
## Daily Overview for Tue Aug 15 2023

(60 Minute Resolution)



# Vehicle Counts By Speed Class

## Daily Overview for Tue Aug 15 2023

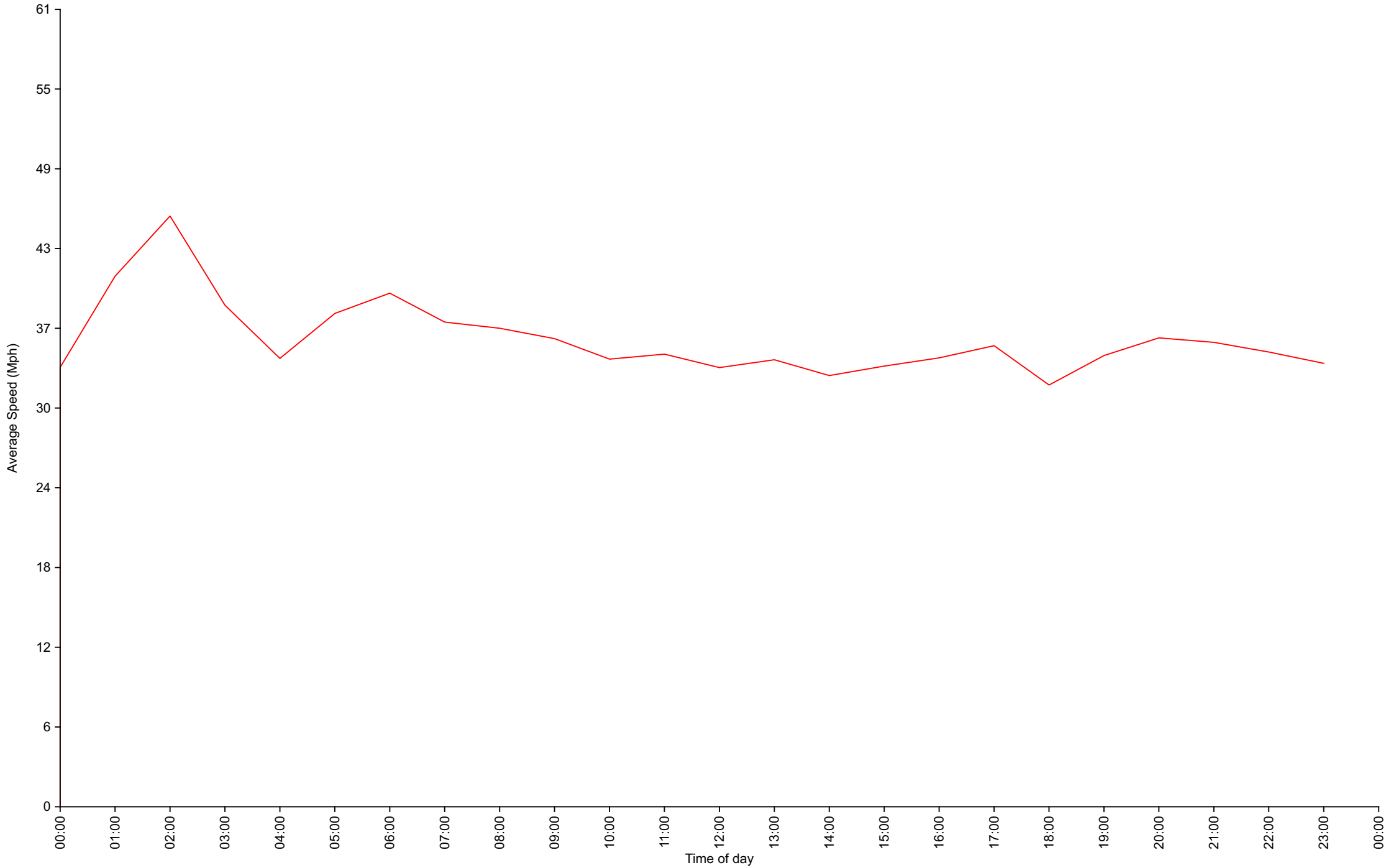




# Average Speed By Hour

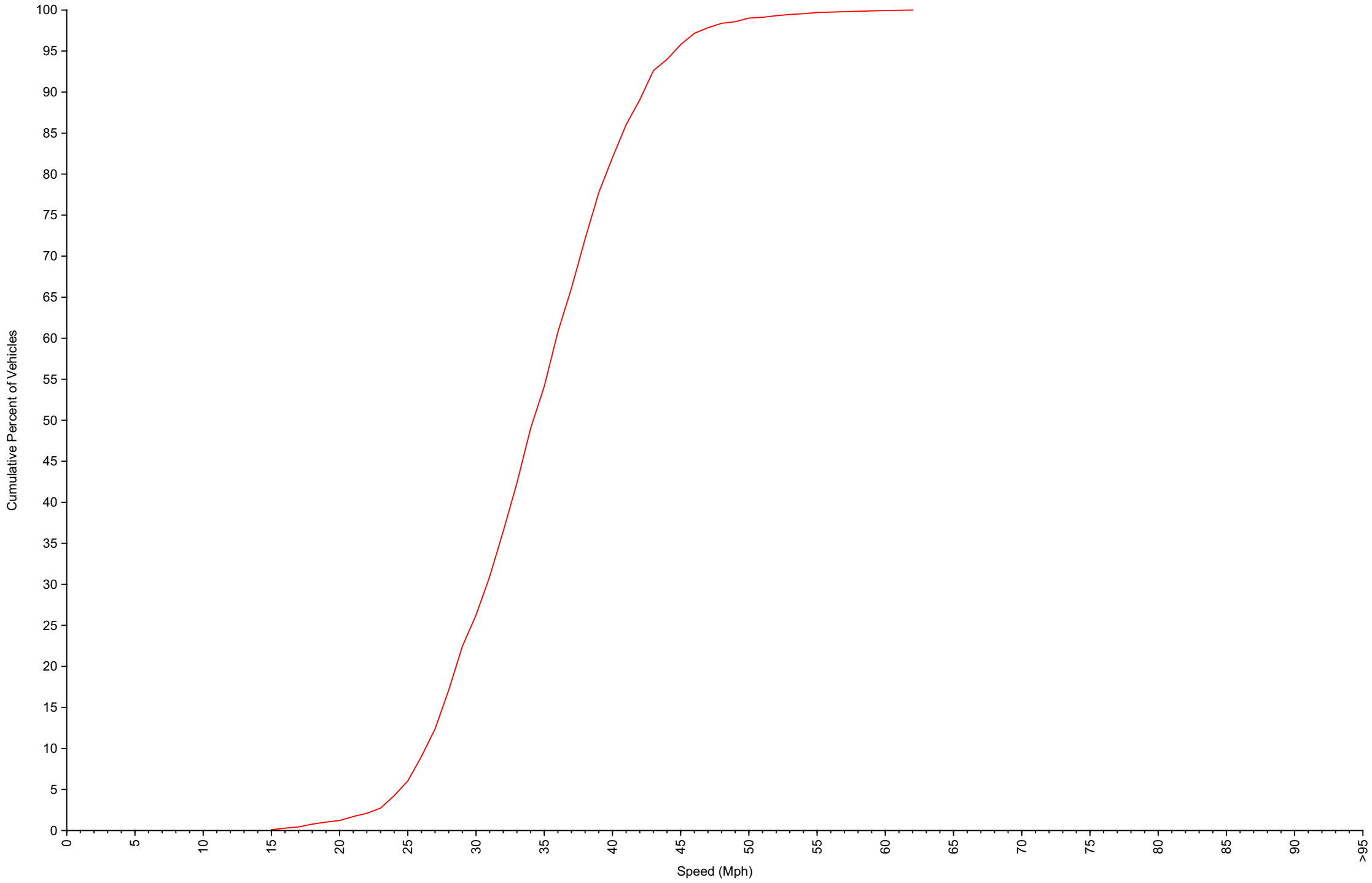
## Daily Overview for Tue Aug 15 2023

(60 Minute Resolution)



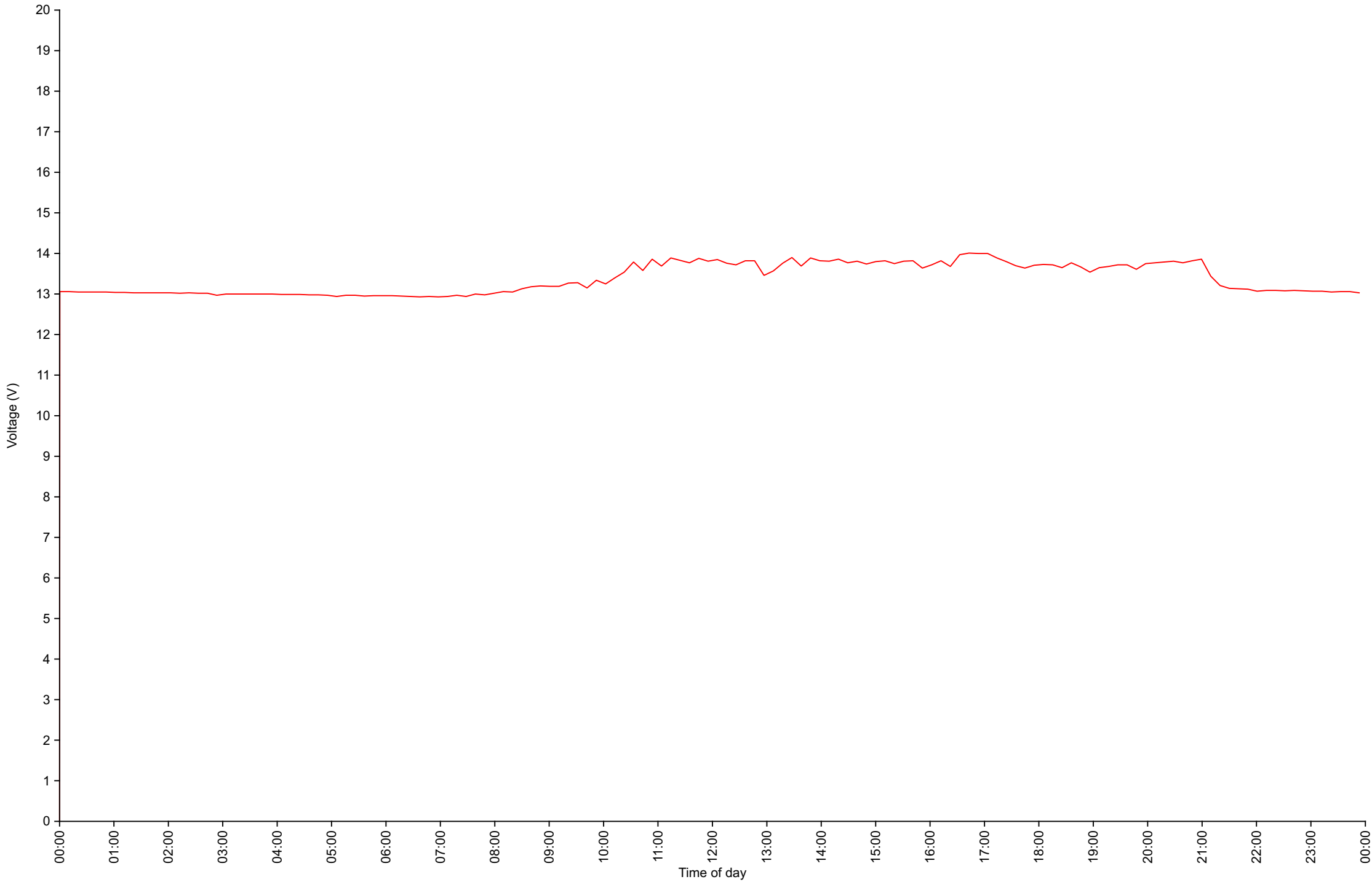
# Cumulative Speed Distribution Curve

## Daily Overview for Tue Aug 15 2023



# Voltage

## Daily Overview for Tue Aug 15 2023



# Traffic Report

Daily Overview for Wed Aug 16 2023

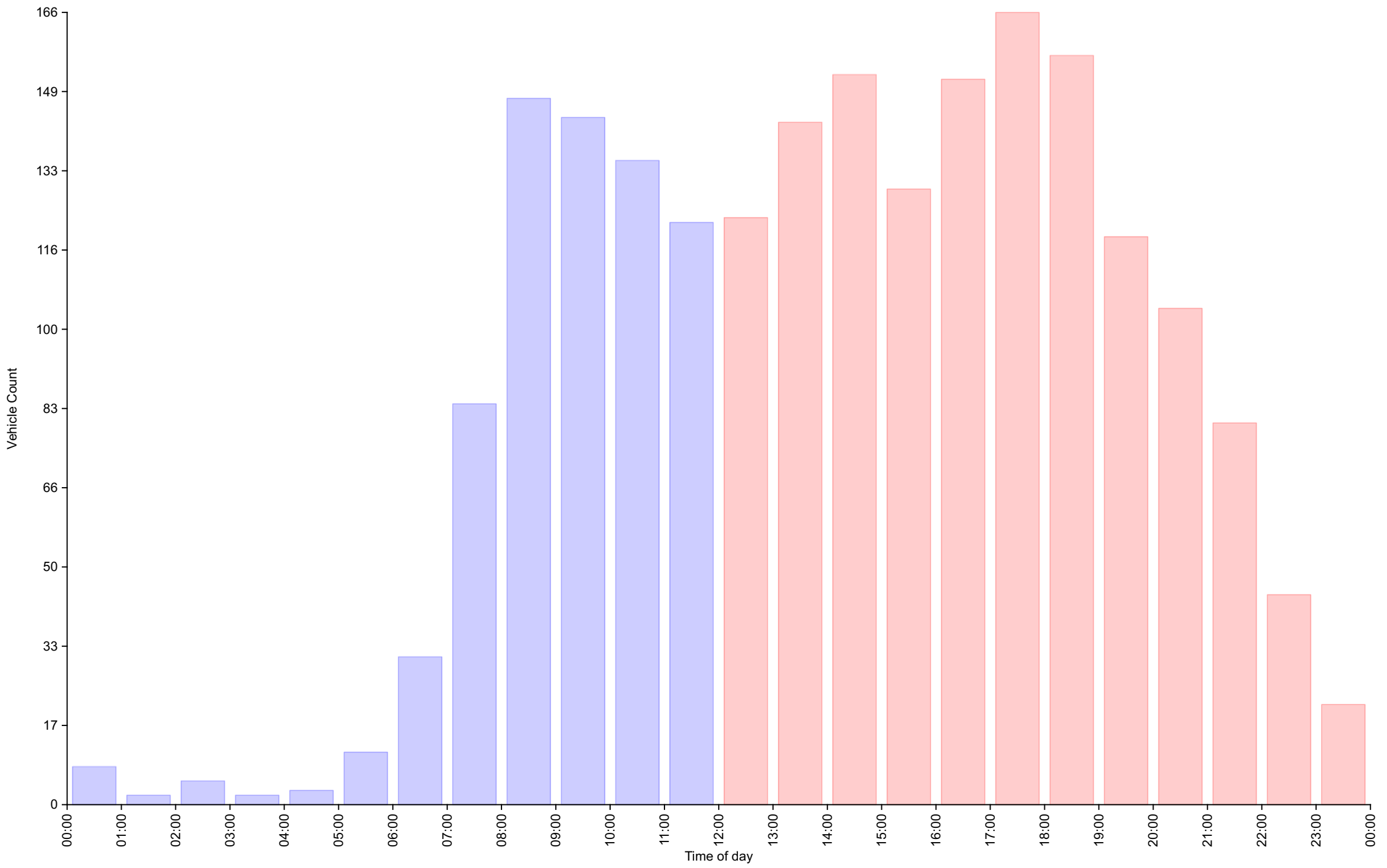
Vehicle Speed Classes (Mph)

|          | <15   | 15<br>20 | 20<br>25  | 25<br>30  | 30<br>35   | 35<br>40      | 40<br>45  | 45<br>50  | 50<br>55 | 55<br>60 | 60<br>65 | 65<br>70 | >70   | Total      | 85th<br>Percentile |
|----------|-------|----------|-----------|-----------|------------|---------------|-----------|-----------|----------|----------|----------|----------|-------|------------|--------------------|
| 00:00    | 0     | 0        | 0         | 1         | 1          | 2             | 3         | 0         | 0        | <b>1</b> | 0        | 0        | 0     | 8          | 42.8               |
| 01:00    | 0     | 0        | 0         | 1         | 0          | 1             | 0         | 0         | 0        | 0        | 0        | 0        | 0     | 2          | 34.3               |
| 02:00    | 0     | 0        | 0         | 0         | 2          | 1             | 0         | 2         | 0        | 0        | 0        | 0        | 0     | 5          | <b>47.5</b>        |
| 03:00    | 0     | 0        | 0         | 0         | 1          | 0             | 1         | 0         | 0        | 0        | 0        | 0        | 0     | 2          | 37.9               |
| 04:00    | 0     | 0        | 0         | 0         | 1          | 1             | 1         | 0         | 0        | 0        | 0        | 0        | 0     | 3          | 40.2               |
| 05:00    | 0     | 0        | 0         | 1         | 0          | 4             | 4         | 2         | 0        | 0        | 0        | 0        | 0     | 11         | 44.4               |
| 06:00    | 0     | 0        | 0         | 1         | 7          | 7             | 12        | 1         | 2        | 1        | 0        | 0        | 0     | 31         | 43.7               |
| 07:00    | 0     | 1        | 1         | 8         | 10         | 25            | 25        | 12        | 2        | 0        | 0        | 0        | 0     | 84         | 44.4               |
| 08:00    | 0     | 0        | 1         | 11        | 34         | <b>51</b>     | <b>35</b> | <b>16</b> | 0        | 0        | 0        | 0        | 0     | <b>148</b> | 42.3               |
| 09:00    | 0     | 0        | 4         | 21        | <b>35</b>  | 41            | 35        | 5         | <b>3</b> | 0        | 0        | 0        | 0     | 144        | 41.5               |
| 10:00    | 0     | 2        | <b>5</b>  | 19        | 27         | 45            | 31        | 6         | 0        | 0        | 0        | 0        | 0     | 135        | 40.9               |
| 11:00    | 0     | <b>4</b> | 3         | <b>27</b> | 32         | 30            | 21        | 5         | 0        | 0        | 0        | 0        | 0     | 122        | 40.1               |
| 12:00    | 0     | 1        | <b>20</b> | 28        | 29         | 27            | 17        | 1         | 0        | 0        | 0        | 0        | 0     | 123        | 38.9               |
| 13:00    | 0     | 2        | 3         | 31        | 45         | 25            | <b>31</b> | 5         | 1        | 0        | 0        | 0        | 0     | 143        | 40.6               |
| 14:00    | 0     | 0        | 0         | 31        | <b>50</b>  | 46            | 20        | 4         | <b>2</b> | 0        | 0        | 0        | 0     | 153        | 39.5               |
| 15:00    | 0     | <b>3</b> | 14        | 30        | 29         | 31            | 19        | 3         | 0        | 0        | 0        | 0        | 0     | 129        | 39.3               |
| 16:00    | 0     | 2        | 10        | <b>47</b> | 48         | 27            | 15        | 3         | 0        | 0        | 0        | 0        | 0     | 152        | 37.9               |
| 17:00    | 0     | 0        | 11        | 26        | 38         | 50            | 30        | <b>9</b>  | 1        | 0        | <b>1</b> | 0        | 0     | <b>166</b> | 40.8               |
| 18:00    | 0     | 0        | 3         | 27        | 40         | <b>57</b>     | 24        | 5         | 1        | 0        | 0        | 0        | 0     | 157        | 39.7               |
| 19:00    | 0     | 0        | 1         | 22        | 36         | 24            | 27        | 9         | 0        | 0        | 0        | 0        | 0     | 119        | 41.5               |
| 20:00    | 0     | 0        | 0         | 17        | 26         | 32            | 21        | 7         | 1        | 0        | 0        | 0        | 0     | 104        | 41.7               |
| 21:00    | 0     | 0        | 2         | 14        | 20         | 26            | 14        | 4         | 0        | 0        | 0        | 0        | 0     | 80         | 40.0               |
| 22:00    | 0     | 0        | 1         | 8         | 18         | 13            | 3         | 1         | 0        | 0        | 0        | 0        | 0     | 44         | 37.4               |
| 23:00    | 0     | 0        | 0         | 4         | 7          | 5             | 0         | 4         | 1        | 0        | 0        | 0        | 0     | 21         | <b>45.4</b>        |
| AM Total | 0     | 7        | 14        | 90        | 150        | <b>208</b>    | 168       | 49        | 7        | 2        | 0        | 0        | 0     |            |                    |
| PM Total | 0     | 8        | 65        | 285       | <b>386</b> | 363           | 221       | 55        | 7        | 0        | 1        | 0        | 0     |            |                    |
| Total    | 0     | 15       | 79        | 375       | 536        | <b>571</b>    | 389       | 104       | 14       | 2        | 1        | 0        | 0     |            |                    |
| Percent  | 0.00% | 0.72%    | 3.79%     | 17.98%    | 25.70%     | <b>27.37%</b> | 18.65%    | 4.99%     | 0.67%    | 0.10%    | 0.05%    | 0.00%    | 0.00% |            |                    |

Total Vehicles : 2086  
 30th Percentile : 30.6 MPH  
 50th Percentile : 34.4 MPH  
 85th Percentile : 40.7 MPH  
 95th Percentile : 44.5 MPH  
 Average Speed : 34.8 MPH  
 Highest Speed : 59.8 MPH

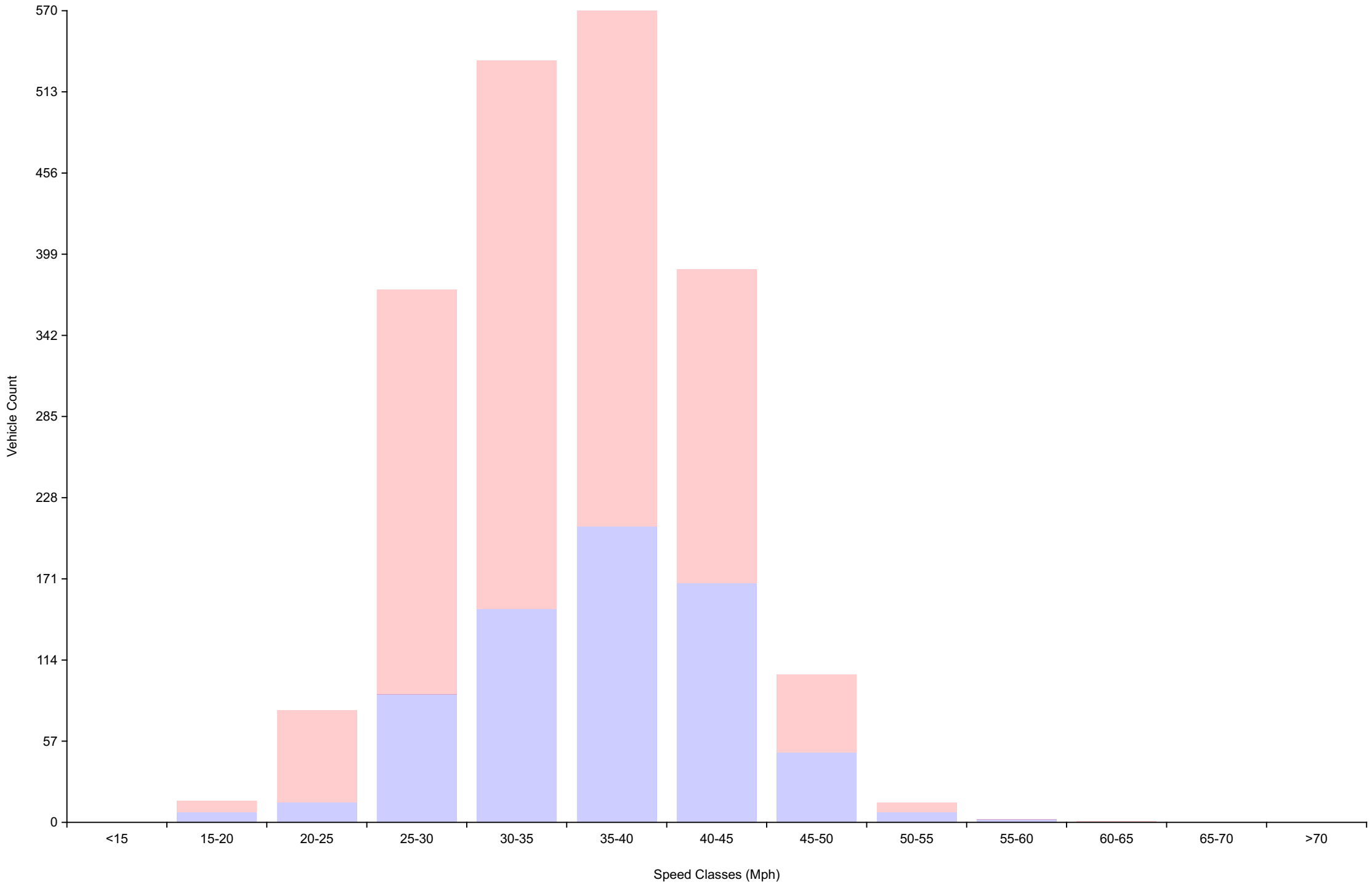
# Vehicle Counts By Hour

Daily Overview for Wed Aug 16 2023  
(60 Minute Resolution)



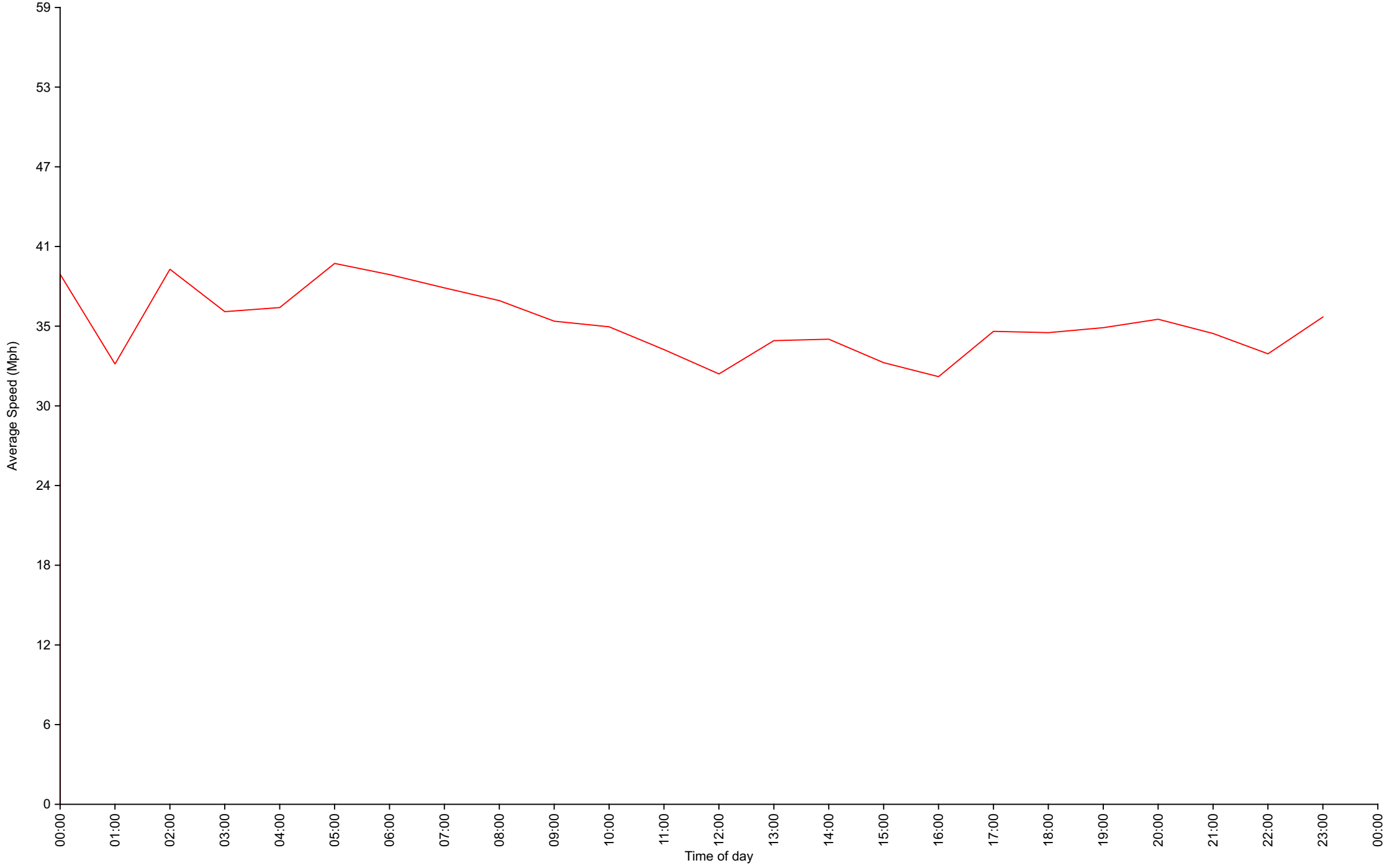
# Vehicle Counts By Speed Class

## Daily Overview for Wed Aug 16 2023



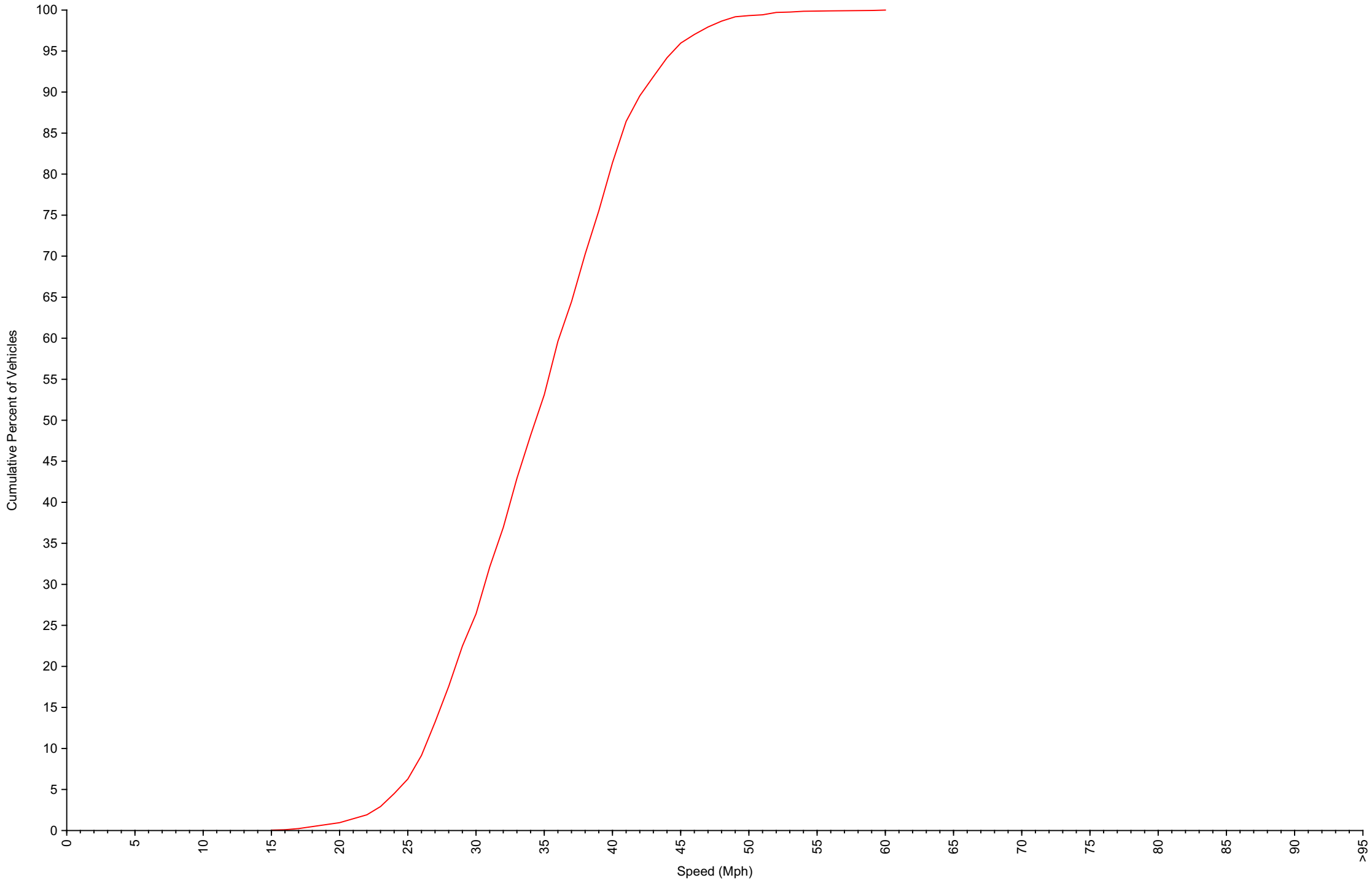
# Average Speed By Hour

Daily Overview for Wed Aug 16 2023  
(60 Minute Resolution)



# Cumulative Speed Distribution Curve

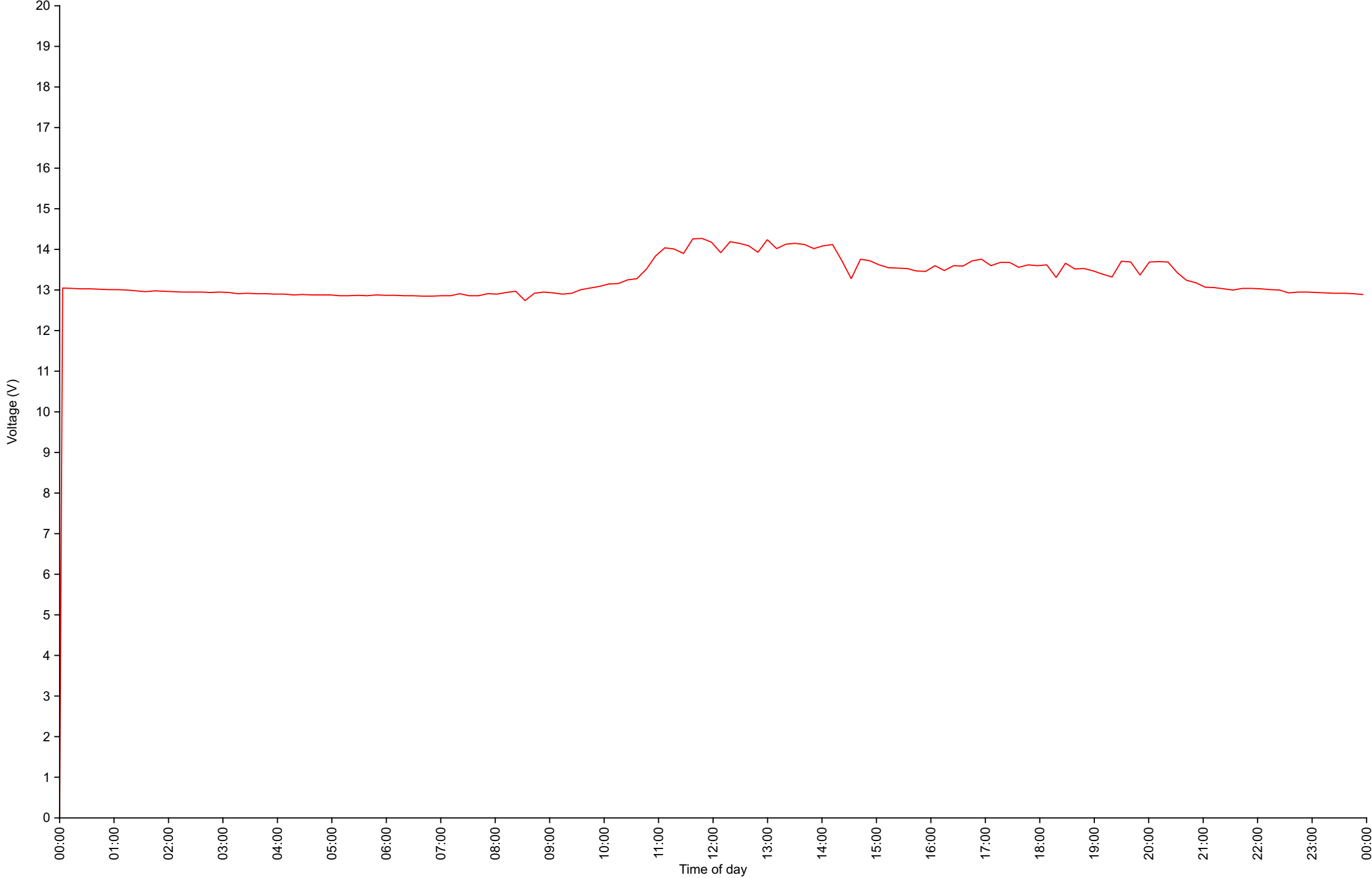
## Daily Overview for Wed Aug 16 2023





# Voltage

## Daily Overview for Wed Aug 16 2023



# Traffic Report

Daily Overview for Thu Aug 17 2023

Vehicle Speed Classes (Mph)

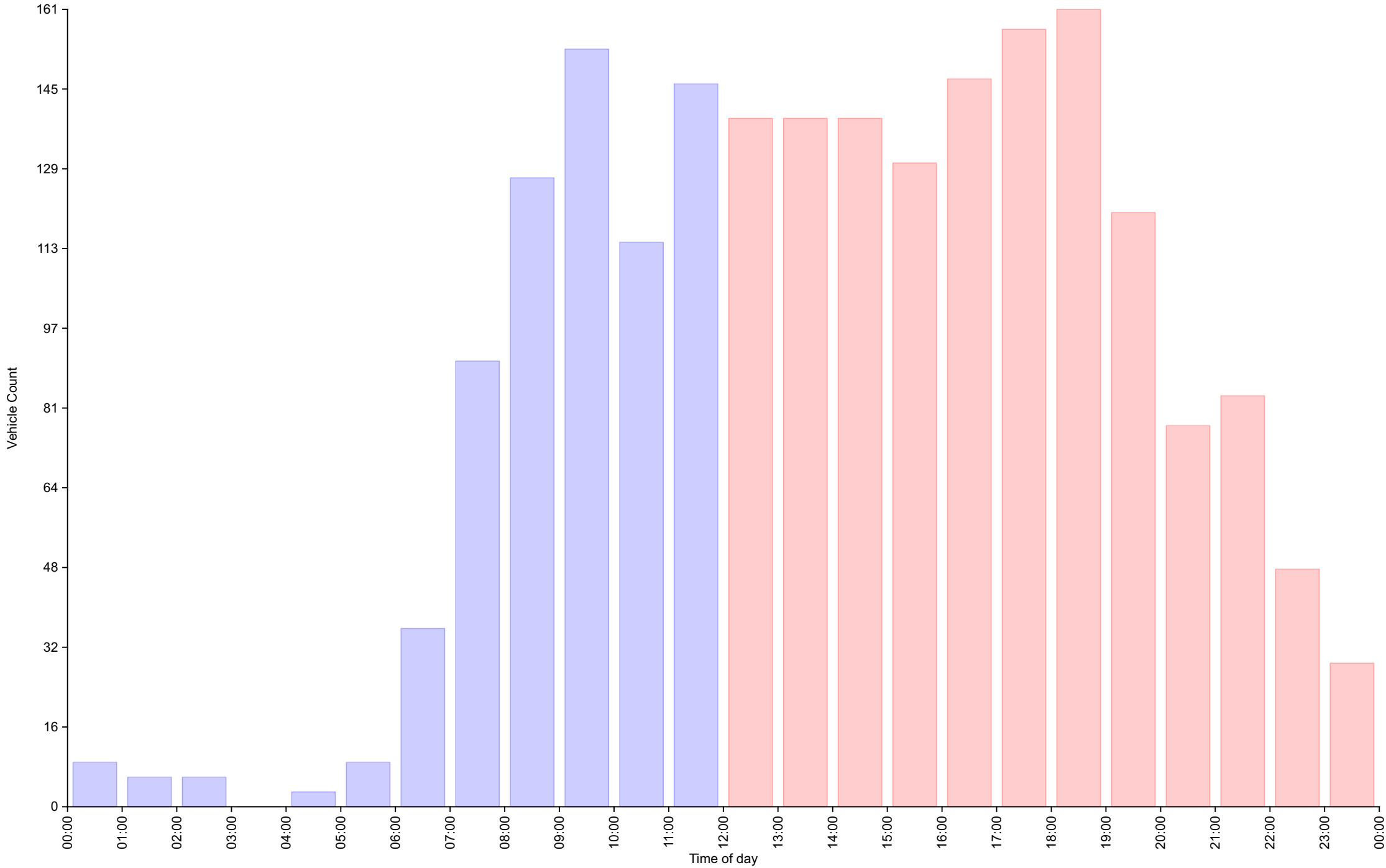
|          | <15   | 15<br>20 | 20<br>25 | 25<br>30 | 30<br>35 | 35<br>40 | 40<br>45 | 45<br>50 | 50<br>55 | 55<br>60 | 60<br>65 | 65<br>70 | >70   | Total | 85th<br>Percentile |
|----------|-------|----------|----------|----------|----------|----------|----------|----------|----------|----------|----------|----------|-------|-------|--------------------|
| 00:00    | 0     | 0        | 0        | 1        | 1        | 4        | 2        | 0        | 0        | 0        | 1        | 0        | 0     | 9     | 40.6               |
| 01:00    | 0     | 0        | 0        | 0        | 1        | 1        | 3        | 1        | 0        | 0        | 0        | 0        | 0     | 6     | 43.3               |
| 02:00    | 0     | 0        | 0        | 0        | 1        | 2        | 0        | 2        | 1        | 0        | 0        | 0        | 0     | 6     | 47.3               |
| 03:00    | 0     | 0        | 0        | 0        | 0        | 0        | 0        | 0        | 0        | 0        | 0        | 0        | 0     | 0     | 0.0                |
| 04:00    | 0     | 0        | 0        | 0        | 0        | 2        | 0        | 1        | 0        | 0        | 0        | 0        | 0     | 3     | 43.0               |
| 05:00    | 0     | 0        | 0        | 1        | 0        | 1        | 3        | 2        | 2        | 0        | 0        | 0        | 0     | 9     | 49.9               |
| 06:00    | 0     | 0        | 0        | 1        | 7        | 12       | 13       | 2        | 1        | 0        | 0        | 0        | 0     | 36    | 43.2               |
| 07:00    | 0     | 0        | 1        | 10       | 19       | 28       | 23       | 8        | 1        | 0        | 0        | 0        | 0     | 90    | 42.3               |
| 08:00    | 0     | 1        | 2        | 16       | 35       | 31       | 31       | 11       | 0        | 0        | 0        | 0        | 0     | 127   | 42.0               |
| 09:00    | 1     | 6        | 8        | 23       | 40       | 41       | 28       | 6        | 0        | 0        | 0        | 0        | 0     | 153   | 40.6               |
| 10:00    | 0     | 0        | 2        | 13       | 20       | 51       | 25       | 3        | 0        | 0        | 0        | 0        | 0     | 114   | 40.0               |
| 11:00    | 1     | 0        | 2        | 30       | 39       | 47       | 20       | 7        | 0        | 0        | 0        | 0        | 0     | 146   | 39.7               |
| 12:00    | 1     | 0        | 3        | 20       | 36       | 56       | 16       | 6        | 1        | 0        | 0        | 0        | 0     | 139   | 39.4               |
| 13:00    | 1     | 0        | 8        | 27       | 41       | 35       | 23       | 3        | 1        | 0        | 0        | 0        | 0     | 139   | 40.0               |
| 14:00    | 0     | 1        | 3        | 21       | 48       | 37       | 18       | 9        | 2        | 0        | 0        | 0        | 0     | 139   | 41.0               |
| 15:00    | 0     | 0        | 9        | 32       | 31       | 37       | 16       | 4        | 1        | 0        | 0        | 0        | 0     | 130   | 39.5               |
| 16:00    | 1     | 0        | 10       | 28       | 43       | 45       | 17       | 2        | 1        | 0        | 0        | 0        | 0     | 147   | 38.8               |
| 17:00    | 0     | 1        | 6        | 29       | 53       | 49       | 14       | 5        | 0        | 0        | 0        | 0        | 0     | 157   | 38.5               |
| 18:00    | 0     | 0        | 8        | 35       | 48       | 41       | 24       | 2        | 2        | 1        | 0        | 0        | 0     | 161   | 39.5               |
| 19:00    | 0     | 2        | 2        | 18       | 27       | 31       | 31       | 8        | 1        | 0        | 0        | 0        | 0     | 120   | 42.0               |
| 20:00    | 0     | 1        | 5        | 12       | 18       | 23       | 12       | 6        | 0        | 0        | 0        | 0        | 0     | 77    | 41.4               |
| 21:00    | 0     | 0        | 1        | 10       | 23       | 23       | 19       | 4        | 3        | 0        | 0        | 0        | 0     | 83    | 41.9               |
| 22:00    | 0     | 0        | 2        | 7        | 9        | 16       | 7        | 5        | 1        | 0        | 1        | 0        | 0     | 48    | 42.9               |
| 23:00    | 0     | 0        | 0        | 9        | 6        | 5        | 7        | 2        | 0        | 0        | 0        | 0        | 0     | 29    | 41.6               |
| AM Total | 2     | 7        | 15       | 95       | 163      | 220      | 148      | 43       | 5        | 0        | 1        | 0        | 0     |       |                    |
| PM Total | 3     | 5        | 57       | 248      | 383      | 398      | 204      | 56       | 13       | 1        | 1        | 0        | 0     |       |                    |
| Total    | 5     | 12       | 72       | 343      | 546      | 618      | 352      | 99       | 18       | 1        | 2        | 0        | 0     |       |                    |
| Percent  | 0.24% | 0.58%    | 3.48%    | 16.59%   | 26.40%   | 29.88%   | 17.02%   | 4.79%    | 0.87%    | 0.05%    | 0.10%    | 0.00%    | 0.00% |       |                    |

Total Vehicles : 2068  
 30th Percentile : 31.0 MPH  
 50th Percentile : 34.4 MPH  
 85th Percentile : 40.6 MPH  
 95th Percentile : 44.4 MPH  
 Average Speed : 34.8 MPH  
 Highest Speed : 60.5 MPH

# Vehicle Counts By Hour

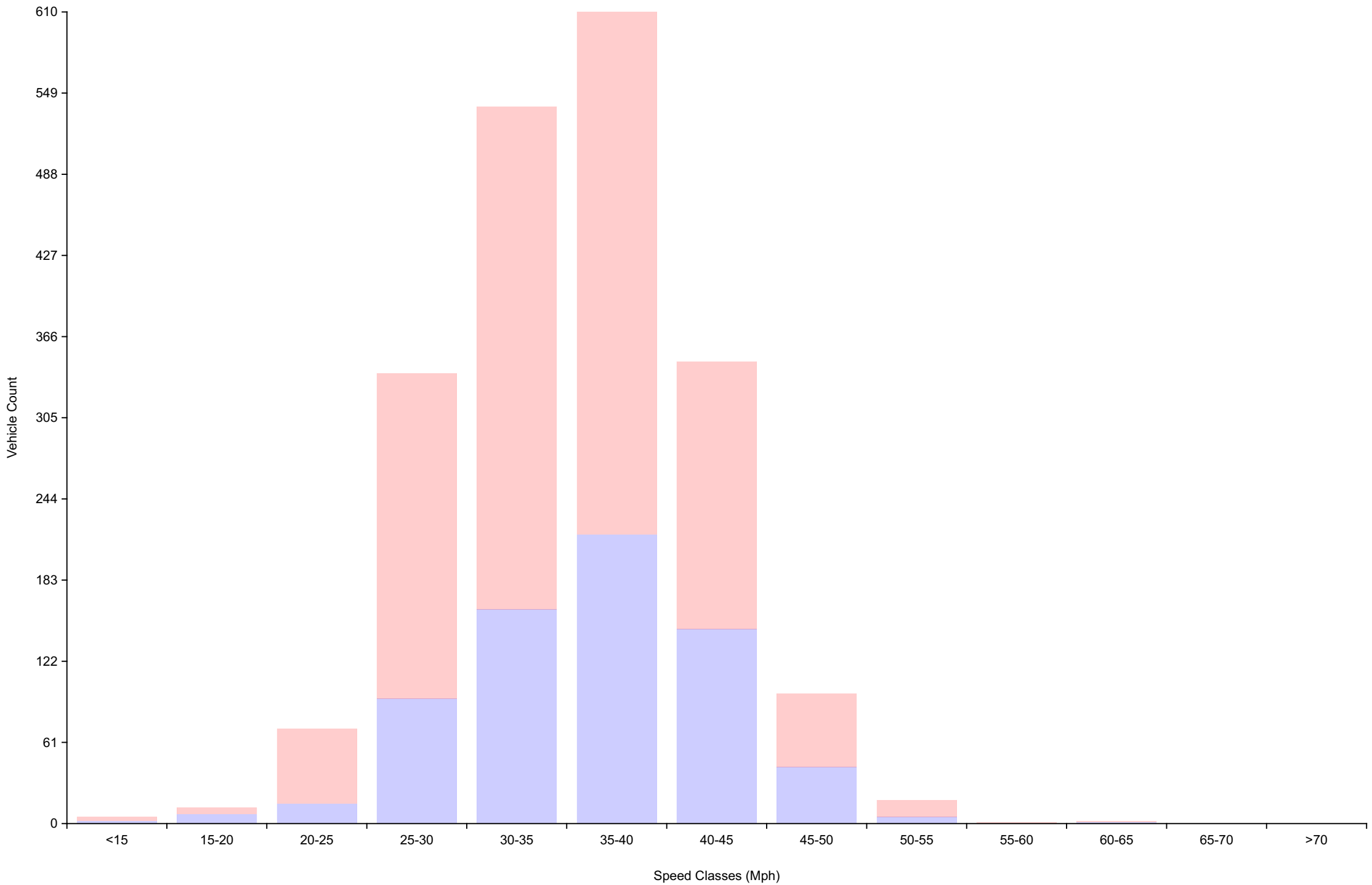
## Daily Overview for Thu Aug 17 2023

(60 Minute Resolution)

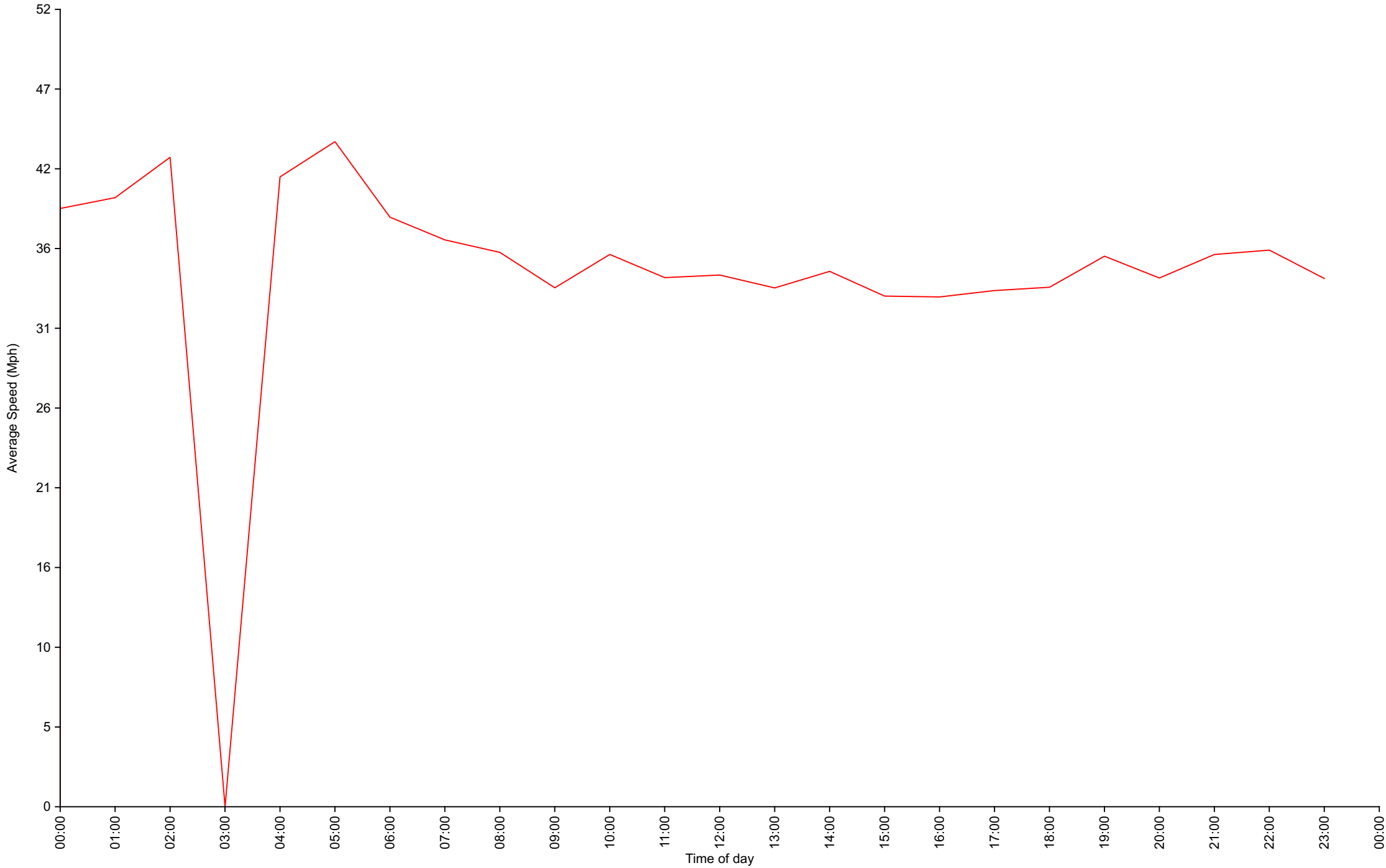


# Vehicle Counts By Speed Class

## Daily Overview for Thu Aug 17 2023

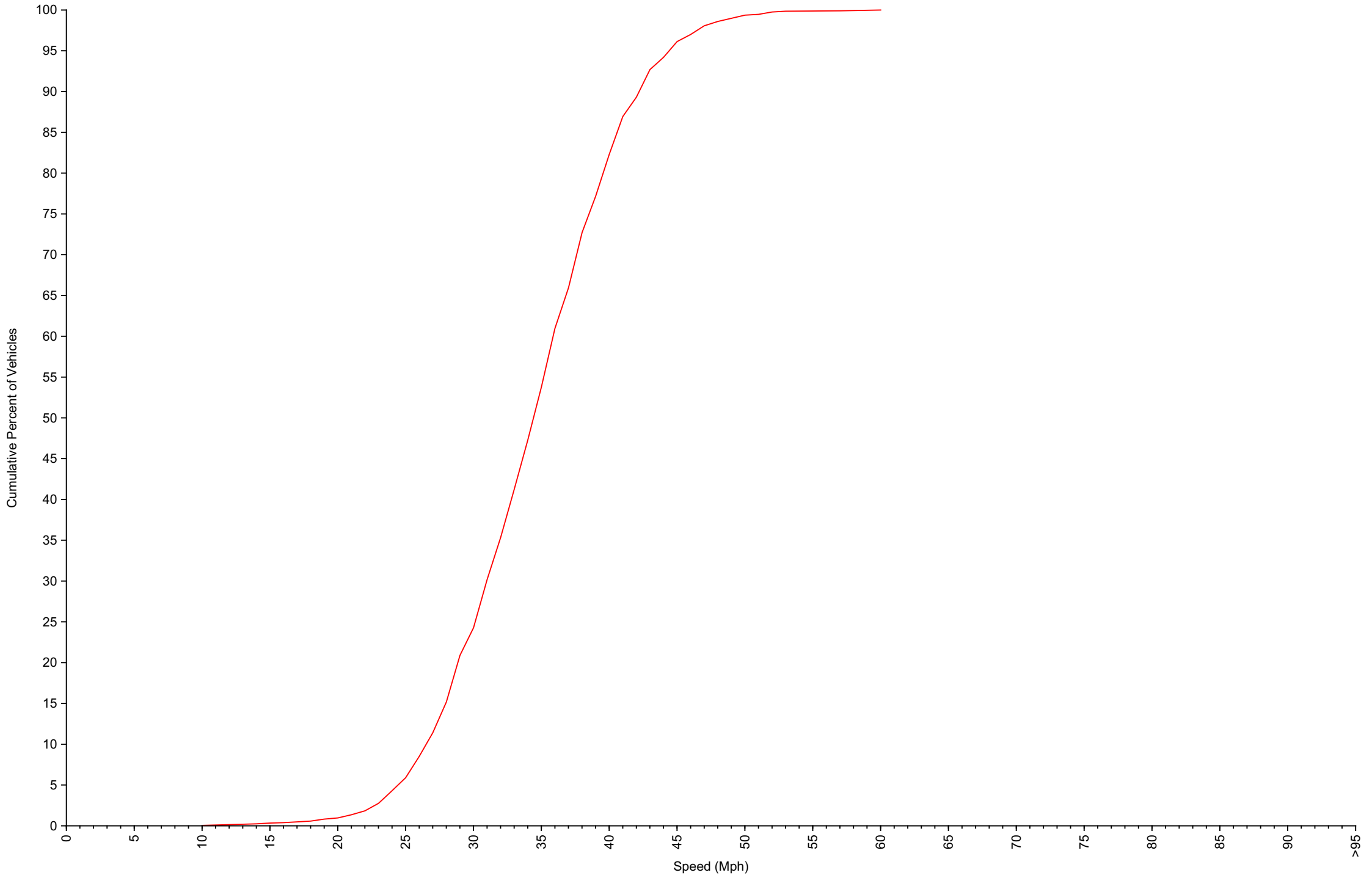


Average Speed By Hour  
Daily Overview for Thu Aug 17 2023  
(60 Minute Resolution)



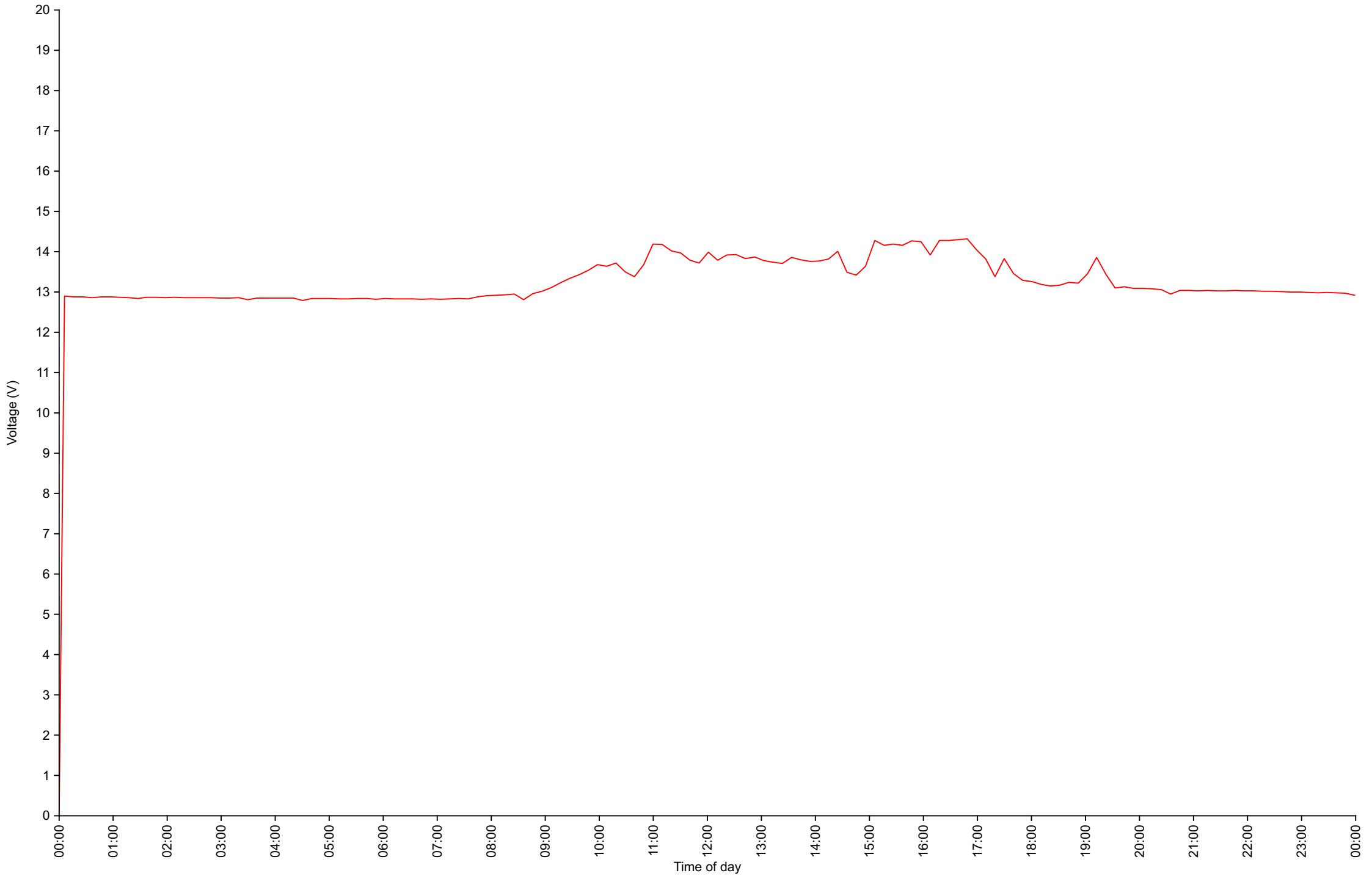
# Cumulative Speed Distribution Curve

## Daily Overview for Thu Aug 17 2023



# Voltage

## Daily Overview for Thu Aug 17 2023



# Traffic Report

Daily Overview for Fri Aug 18 2023

Vehicle Speed Classes (Mph)

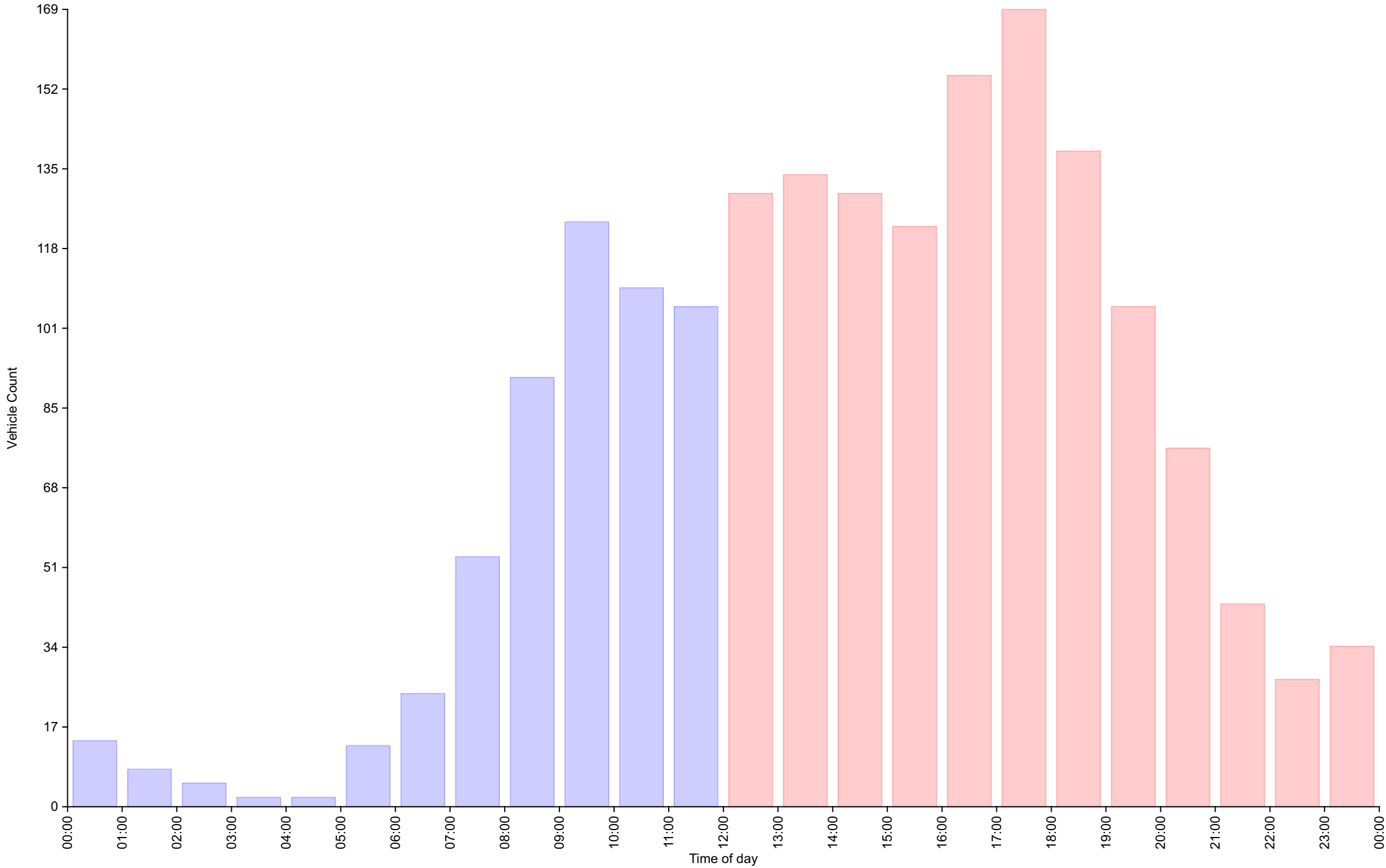
|          | <15      | 15<br>20 | 20<br>25  | 25<br>30  | 30<br>35   | 35<br>40      | 40<br>45  | 45<br>50  | 50<br>55 | 55<br>60 | 60<br>65 | 65<br>70 | >70   | Total      | 85th<br>Percentile |
|----------|----------|----------|-----------|-----------|------------|---------------|-----------|-----------|----------|----------|----------|----------|-------|------------|--------------------|
| 00:00    | 0        | 0        | 0         | 2         | 4          | 3             | 2         | 3         | 0        | 0        | 0        | 0        | 0     | 14         | <b>44.5</b>        |
| 01:00    | 0        | 0        | 1         | 2         | 1          | 1             | 2         | 1         | 0        | 0        | 0        | 0        | 0     | 8          | 42.4               |
| 02:00    | <b>1</b> | 0        | 0         | 0         | 0          | 2             | 1         | 1         | 0        | 0        | 0        | 0        | 0     | 5          | 42.8               |
| 03:00    | 0        | 0        | 0         | 1         | 0          | 1             | 0         | 0         | 0        | 0        | 0        | 0        | 0     | 2          | 34.1               |
| 04:00    | 0        | 0        | 0         | 0         | 1          | 1             | 0         | 0         | 0        | 0        | 0        | 0        | 0     | 2          | 34.5               |
| 05:00    | 0        | 0        | 0         | 1         | 1          | 4             | 6         | 1         | 0        | 0        | 0        | 0        | 0     | 13         | 42.0               |
| 06:00    | 0        | 0        | 0         | 3         | 4          | 8             | 5         | 3         | <b>1</b> | 0        | 0        | 0        | 0     | 24         | 43.8               |
| 07:00    | 0        | 0        | 1         | 10        | 16         | 13            | 9         | 3         | 1        | 0        | 0        | 0        | 0     | 53         | 42.0               |
| 08:00    | 0        | 0        | 2         | 8         | 29         | 28            | <b>16</b> | <b>7</b>  | 1        | 0        | 0        | 0        | 0     | 91         | 42.5               |
| 09:00    | 0        | 0        | 2         | 23        | <b>52</b>  | <b>34</b>     | 12        | 1         | 0        | 0        | 0        | 0        | 0     | <b>124</b> | 38.3               |
| 10:00    | 0        | 0        | 1         | <b>27</b> | 39         | 29            | 13        | 1         | 0        | 0        | 0        | 0        | 0     | 110        | 38.2               |
| 11:00    | 0        | 0        | <b>10</b> | 20        | 34         | 29            | 12        | 1         | 0        | 0        | 0        | 0        | 0     | 106        | 38.0               |
| 12:00    | 0        | 0        | <b>9</b>  | 19        | 40         | 36            | 22        | 3         | 1        | 0        | 0        | 0        | 0     | 130        | 39.8               |
| 13:00    | 0        | 0        | 4         | 29        | 44         | 31            | 23        | 3         | 0        | 0        | 0        | 0        | 0     | 134        | 39.8               |
| 14:00    | 0        | 2        | 2         | 33        | 35         | 36            | 15        | 7         | 0        | 0        | 0        | 0        | 0     | 130        | 39.3               |
| 15:00    | 0        | 1        | 5         | 24        | 25         | 37            | 23        | 8         | 0        | 0        | 0        | 0        | 0     | 123        | 41.3               |
| 16:00    | 0        | <b>5</b> | 5         | <b>34</b> | 35         | 47            | 26        | 3         | 0        | 0        | 0        | 0        | 0     | 155        | 39.6               |
| 17:00    | 0        | 2        | 7         | 27        | <b>46</b>  | <b>56</b>     | 22        | 9         | 0        | 0        | 0        | 0        | 0     | <b>169</b> | 39.8               |
| 18:00    | 0        | 0        | 1         | 19        | 37         | 43            | <b>28</b> | <b>11</b> | 0        | 0        | 0        | 0        | 0     | 139        | 41.5               |
| 19:00    | 0        | 0        | 2         | 11        | 27         | 41            | 17        | 6         | <b>2</b> | 0        | 0        | 0        | 0     | 106        | 41.3               |
| 20:00    | 0        | 2        | 3         | 10        | 20         | 20            | 16        | 5         | 0        | 0        | 0        | 0        | 0     | 76         | 41.2               |
| 21:00    | 0        | 0        | 1         | 9         | 8          | 13            | 6         | 4         | 2        | 0        | 0        | 0        | 0     | 43         | <b>43.5</b>        |
| 22:00    | 0        | 0        | 3         | 4         | 7          | 11            | 1         | 0         | 1        | 0        | 0        | 0        | 0     | 27         | 37.0               |
| 23:00    | 0        | 0        | 2         | 10        | 7          | 9             | 4         | 1         | 0        | 0        | <b>1</b> | 0        | 0     | 34         | 39.9               |
| AM Total | 1        | 0        | 17        | 97        | <b>181</b> | 153           | 78        | 22        | 3        | 0        | 0        | 0        | 0     |            |                    |
| PM Total | 0        | 12       | 44        | 229       | 331        | <b>380</b>    | 203       | 60        | 6        | 0        | 1        | 0        | 0     |            |                    |
| Total    | 1        | 12       | 61        | 326       | 512        | <b>533</b>    | 281       | 82        | 9        | 0        | 1        | 0        | 0     |            |                    |
| Percent  | 0.06%    | 0.66%    | 3.36%     | 17.93%    | 28.16%     | <b>29.32%</b> | 15.46%    | 4.51%     | 0.50%    | 0.00%    | 0.06%    | 0.00%    | 0.00% |            |                    |

Total Vehicles : 1818  
 30th Percentile : 30.5 MPH  
 50th Percentile : 34.0 MPH  
 85th Percentile : 40.2 MPH  
 95th Percentile : 44.1 MPH  
 Average Speed : 34.5 MPH  
 Highest Speed : 62.3 MPH



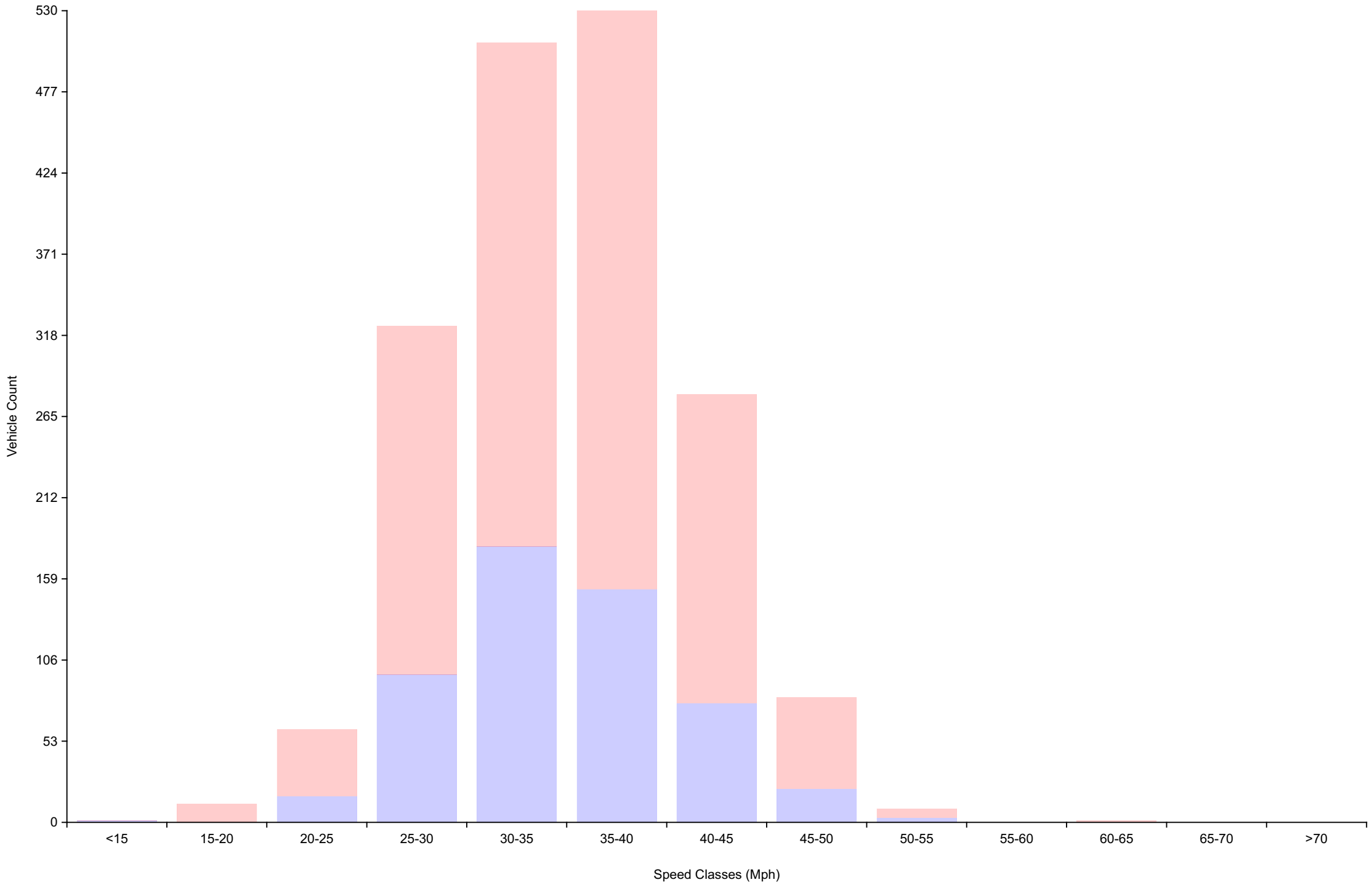
# Vehicle Counts By Hour

Daily Overview for Fri Aug 18 2023  
(60 Minute Resolution)



# Vehicle Counts By Speed Class

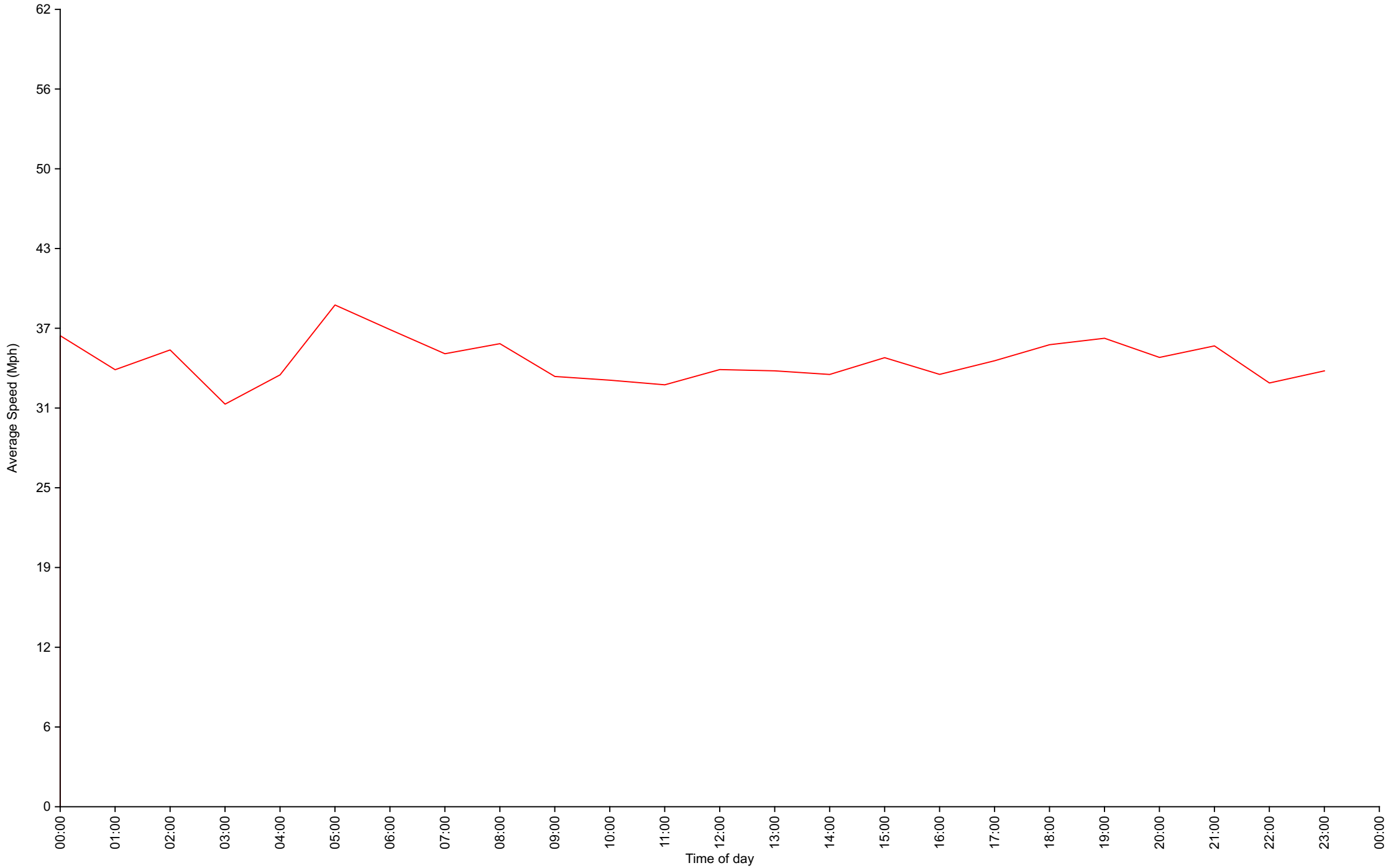
## Daily Overview for Fri Aug 18 2023



# Average Speed By Hour

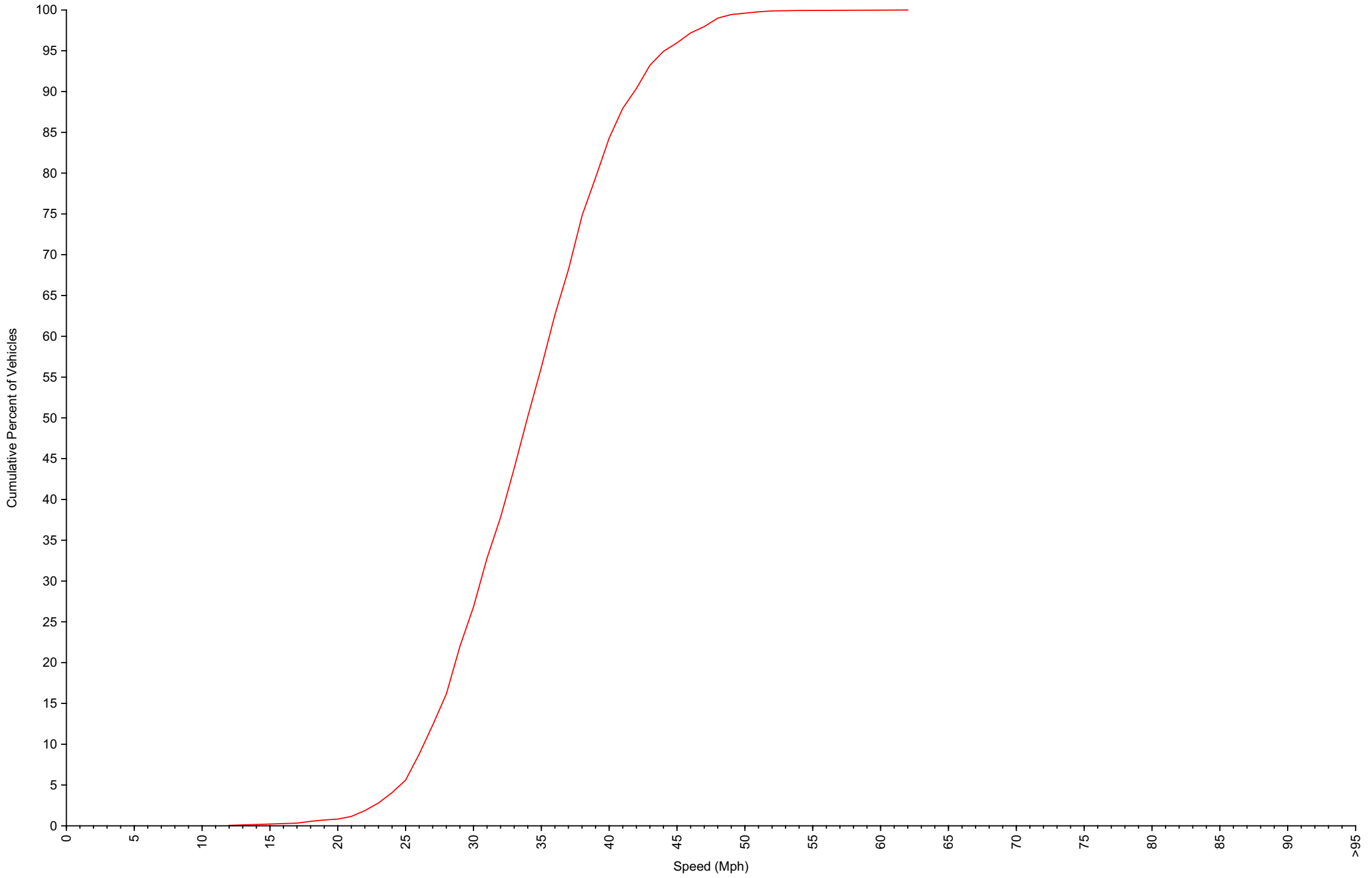
## Daily Overview for Fri Aug 18 2023

(60 Minute Resolution)



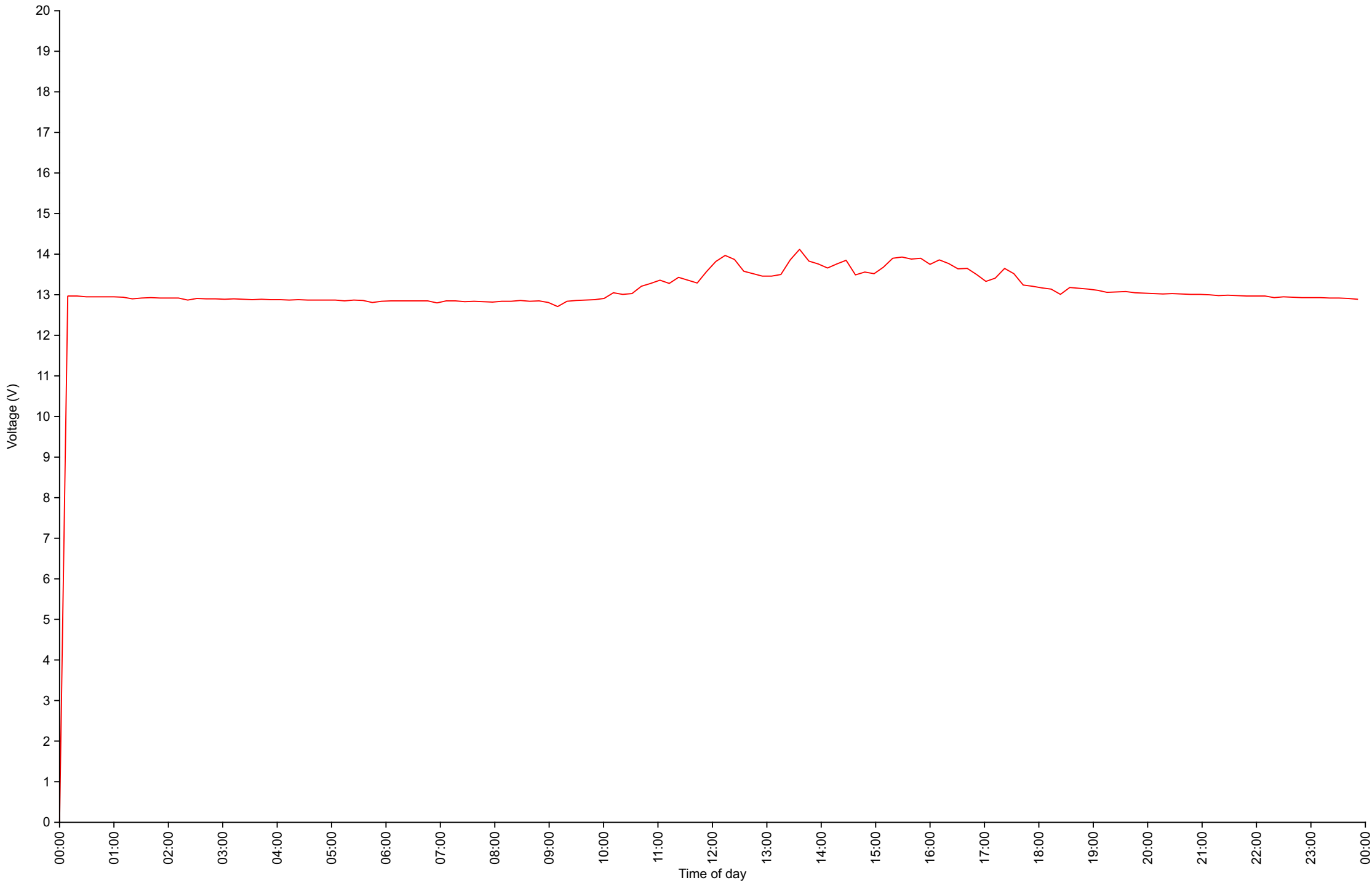
# Cumulative Speed Distribution Curve

## Daily Overview for Fri Aug 18 2023



# Voltage

## Daily Overview for Fri Aug 18 2023



# Traffic Report

Daily Overview for Sat Aug 19 2023

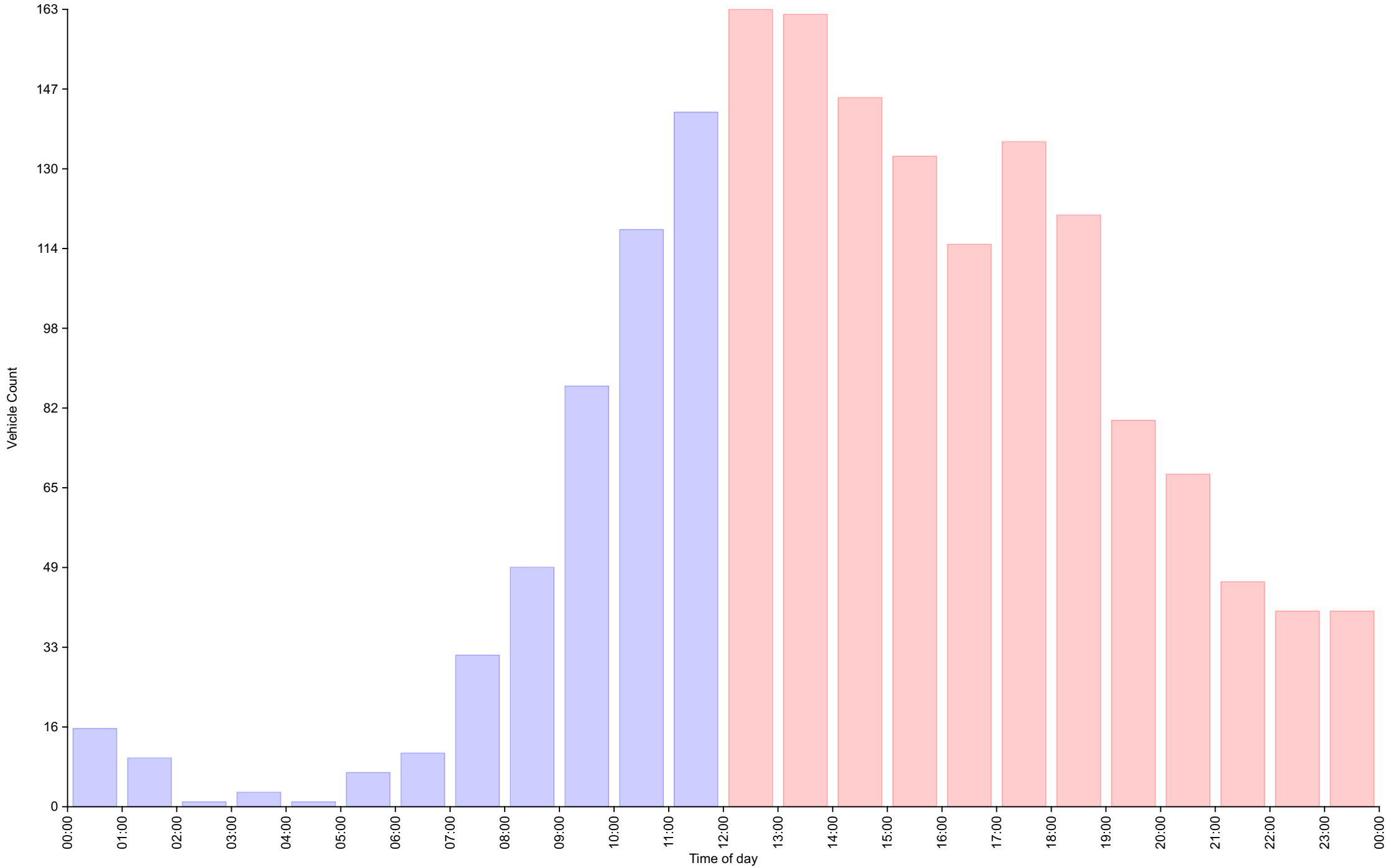
Vehicle Speed Classes (Mph)

|          | <15   | 15<br>20 | 20<br>25  | 25<br>30  | 30<br>35      | 35<br>40  | 40<br>45  | 45<br>50 | 50<br>55 | 55<br>60 | 60<br>65 | 65<br>70 | >70   | Total      | 85th<br>Percentile |
|----------|-------|----------|-----------|-----------|---------------|-----------|-----------|----------|----------|----------|----------|----------|-------|------------|--------------------|
| 00:00    | 0     | 0        | 1         | 1         | 5             | 7         | 1         | 1        | 0        | 0        | 0        | 0        | 0     | 16         | 38.2               |
| 01:00    | 0     | 0        | 1         | 0         | 2             | 5         | 1         | 1        | 0        | 0        | 0        | 0        | 0     | 10         | 39.5               |
| 02:00    | 0     | 0        | 0         | 0         | 0             | 0         | 1         | 0        | 0        | 0        | 0        | 0        | 0     | 1          | 43.5               |
| 03:00    | 0     | 0        | 0         | 0         | 1             | 1         | 1         | 0        | 0        | 0        | 0        | 0        | 0     | 3          | 38.8               |
| 04:00    | 0     | 0        | 0         | 0         | 0             | 1         | 0         | 0        | 0        | 0        | 0        | 0        | 0     | 1          | 36.2               |
| 05:00    | 0     | 0        | 0         | 0         | 4             | 0         | 0         | 3        | 0        | 0        | 0        | 0        | 0     | 7          | <b>47.5</b>        |
| 06:00    | 0     | 0        | 0         | 1         | 1             | 3         | 4         | 0        | 2        | 0        | 0        | 0        | 0     | 11         | 46.1               |
| 07:00    | 0     | 0        | 0         | 2         | 2             | 9         | 10        | 6        | 1        | <b>1</b> | 0        | 0        | 0     | 31         | 45.8               |
| 08:00    | 0     | 0        | 0         | 2         | 9             | 12        | 15        | <b>7</b> | <b>3</b> | 1        | 0        | 0        | 0     | 49         | 44.5               |
| 09:00    | 0     | 0        | 0         | 11        | 30            | 21        | 16        | 7        | 1        | 0        | 0        | 0        | 0     | 86         | 41.4               |
| 10:00    | 0     | 0        | 2         | 15        | 36            | <b>39</b> | <b>22</b> | 3        | 1        | 0        | 0        | 0        | 0     | 118        | 40.3               |
| 11:00    | 0     | <b>1</b> | <b>15</b> | <b>34</b> | <b>39</b>     | 29        | 20        | 3        | 0        | 1        | 0        | 0        | 0     | <b>142</b> | 39.9               |
| 12:00    | 0     | 1        | 4         | 21        | <b>54</b>     | <b>51</b> | 26        | 6        | 0        | 0        | 0        | 0        | 0     | <b>163</b> | 39.8               |
| 13:00    | 0     | 1        | 4         | 26        | 47            | 45        | <b>33</b> | 6        | 0        | 0        | 0        | 0        | 0     | 162        | 40.5               |
| 14:00    | 0     | <b>7</b> | <b>7</b>  | <b>38</b> | 34            | 36        | 19        | 4        | 0        | 0        | 0        | 0        | 0     | 145        | 39.1               |
| 15:00    | 0     | 0        | 6         | 32        | 38            | 26        | 24        | 7        | 0        | 0        | 0        | 0        | 0     | 133        | 41.0               |
| 16:00    | 0     | 1        | 5         | 17        | 33            | 28        | 24        | 7        | 0        | 0        | 0        | 0        | 0     | 115        | 41.6               |
| 17:00    | 0     | 0        | 1         | 23        | 37            | 41        | 27        | 7        | 0        | 0        | 0        | 0        | 0     | 136        | 40.9               |
| 18:00    | 0     | 0        | 1         | 8         | 38            | 47        | 21        | 5        | <b>1</b> | 0        | 0        | 0        | 0     | 121        | 40.1               |
| 19:00    | 0     | 0        | 0         | 17        | 18            | 25        | 9         | <b>9</b> | 0        | <b>1</b> | 0        | 0        | 0     | 79         | <b>43.1</b>        |
| 20:00    | 0     | 0        | 1         | 7         | 27            | 17        | 12        | 2        | 1        | 1        | 0        | 0        | 0     | 68         | 40.0               |
| 21:00    | 0     | 0        | 0         | 8         | 18            | 10        | 7         | 2        | 1        | 0        | 0        | 0        | 0     | 46         | 41.6               |
| 22:00    | 0     | 0        | 0         | 9         | 15            | 9         | 5         | 1        | 1        | 0        | 0        | 0        | 0     | 40         | 40.0               |
| 23:00    | 0     | 0        | 1         | 6         | 11            | 14        | 7         | 1        | 0        | 0        | 0        | 0        | 0     | 40         | 39.3               |
| AM Total | 0     | 1        | 19        | 66        | <b>129</b>    | 127       | 91        | 31       | 8        | 3        | 0        | 0        | 0     |            |                    |
| PM Total | 0     | 10       | 30        | 212       | <b>370</b>    | 349       | 214       | 57       | 4        | 2        | 0        | 0        | 0     |            |                    |
| Total    | 0     | 11       | 49        | 278       | <b>499</b>    | 476       | 305       | 88       | 12       | 5        | 0        | 0        | 0     |            |                    |
| Percent  | 0.00% | 0.64%    | 2.84%     | 16.13%    | <b>28.96%</b> | 27.63%    | 17.70%    | 5.11%    | 0.70%    | 0.29%    | 0.00%    | 0.00%    | 0.00% |            |                    |

Total Vehicles : 1723  
 30th Percentile : 30.9 MPH  
 50th Percentile : 34.2 MPH  
 85th Percentile : 40.8 MPH  
 95th Percentile : 44.8 MPH  
 Average Speed : 34.9 MPH  
 Highest Speed : 57.0 MPH

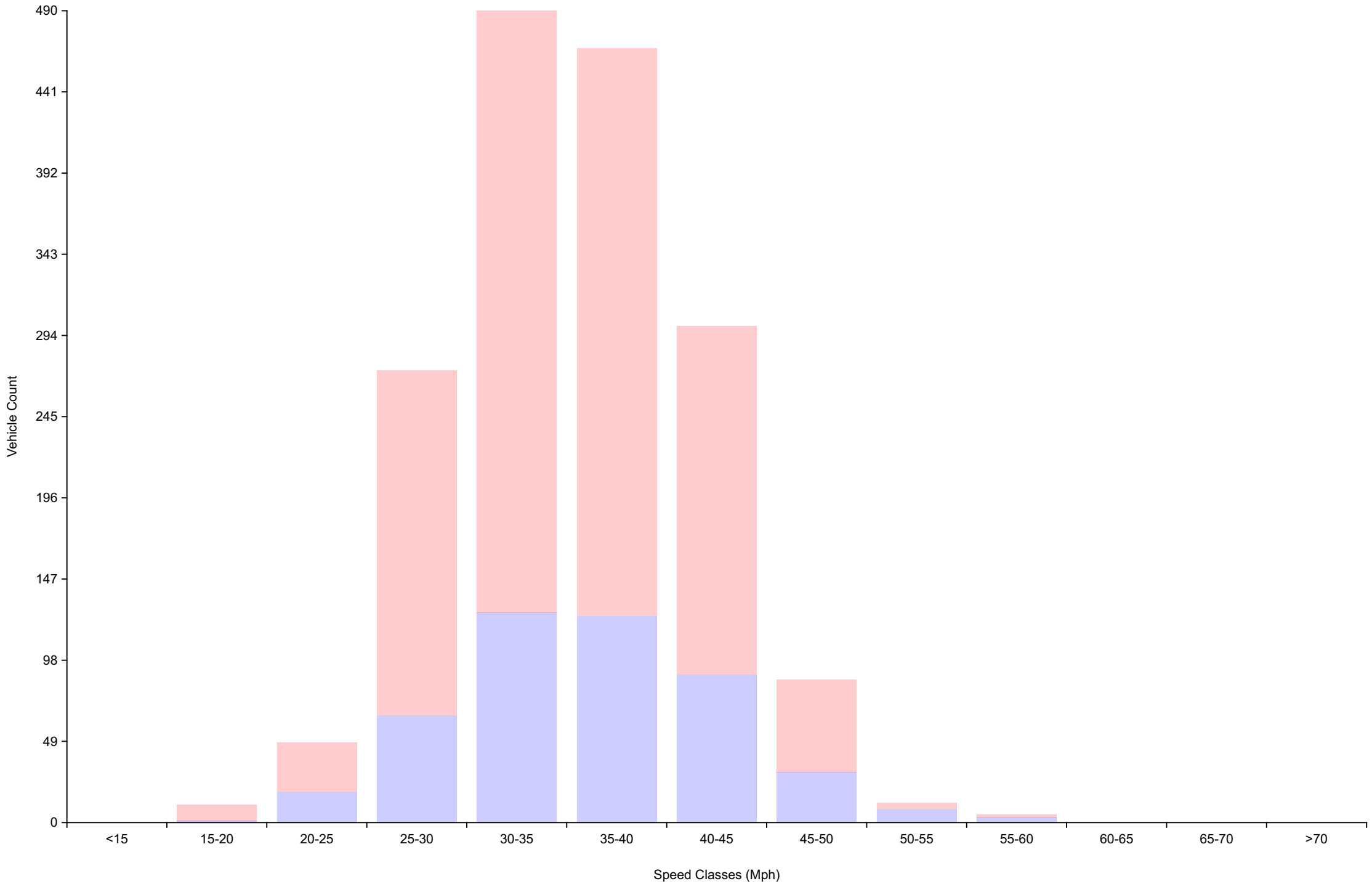
# Vehicle Counts By Hour

Daily Overview for Sat Aug 19 2023  
(60 Minute Resolution)



# Vehicle Counts By Speed Class

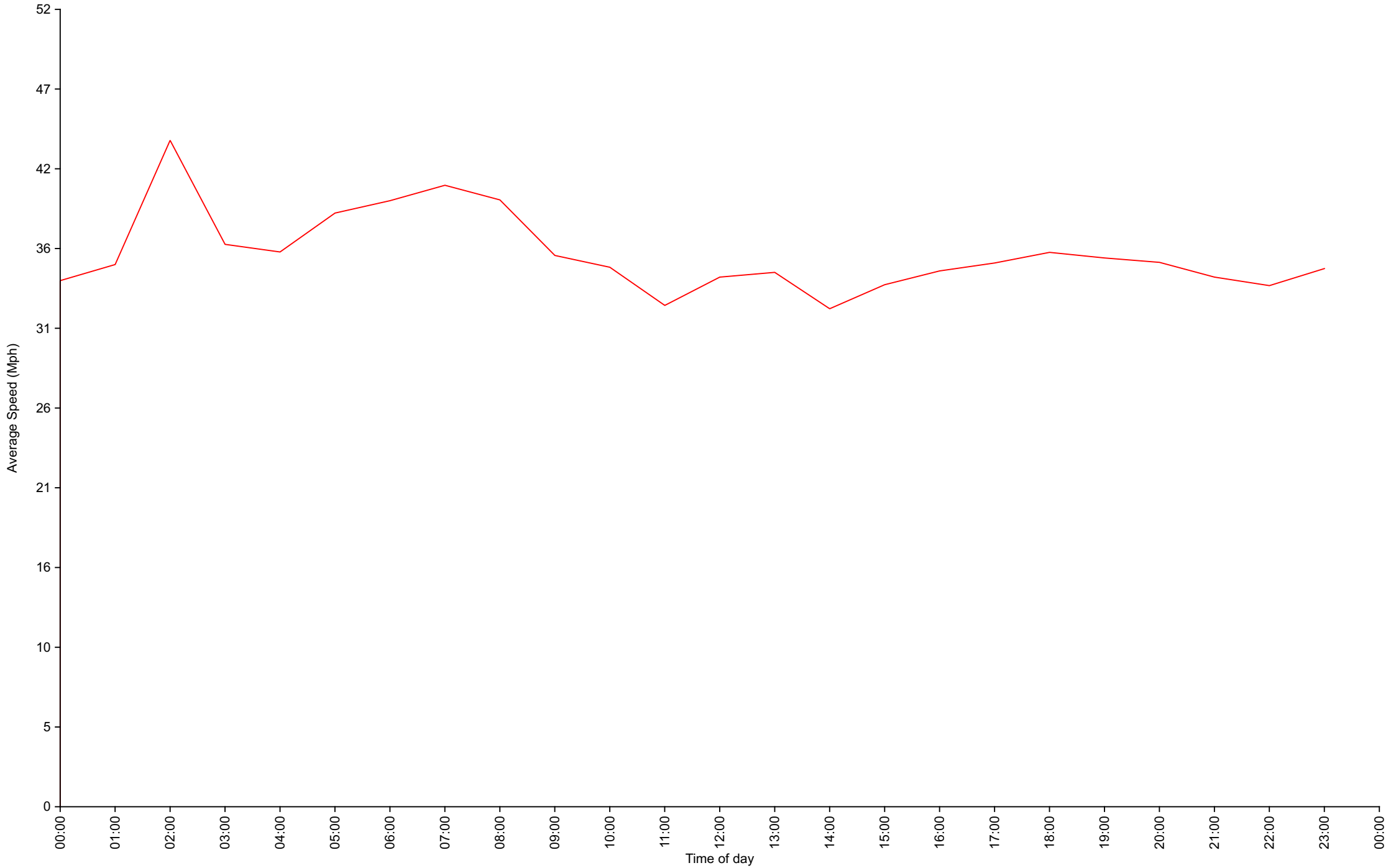
## Daily Overview for Sat Aug 19 2023





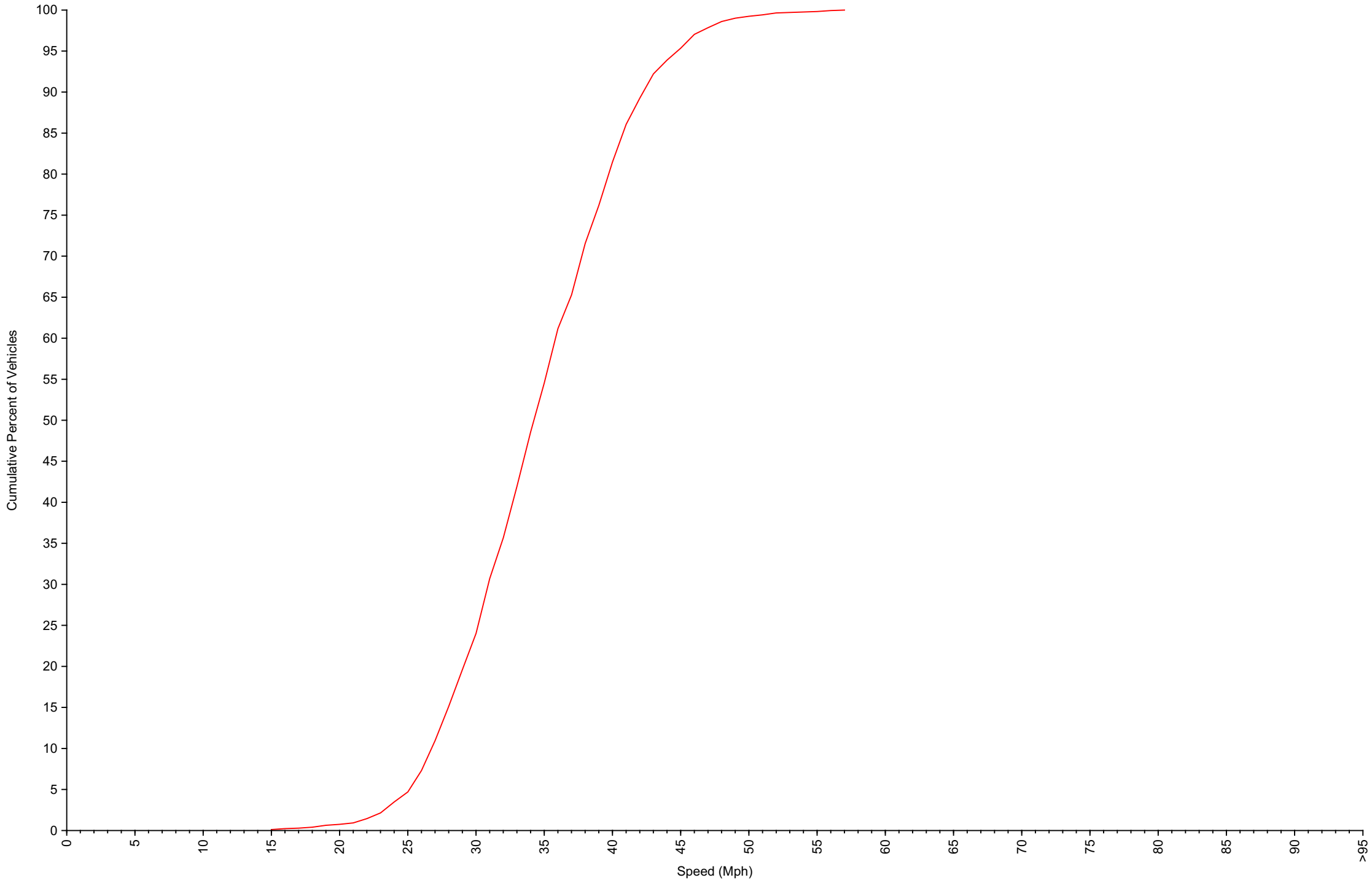
# Average Speed By Hour

Daily Overview for Sat Aug 19 2023  
(60 Minute Resolution)



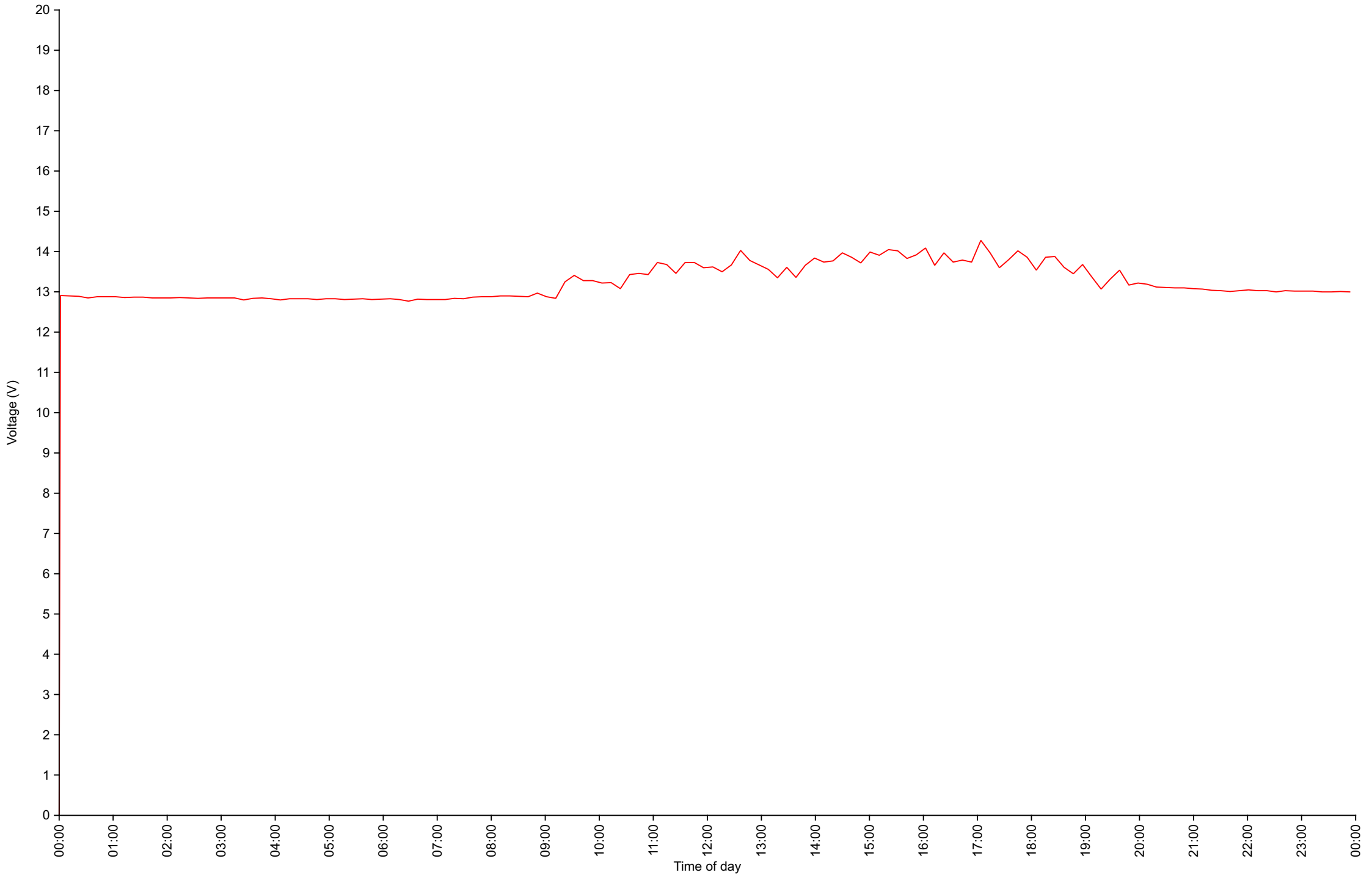
# Cumulative Speed Distribution Curve

## Daily Overview for Sat Aug 19 2023



# Voltage

## Daily Overview for Sat Aug 19 2023



# Traffic Report

Daily Overview for Sun Aug 20 2023

*Vehicle Speed Classes (Mph)*

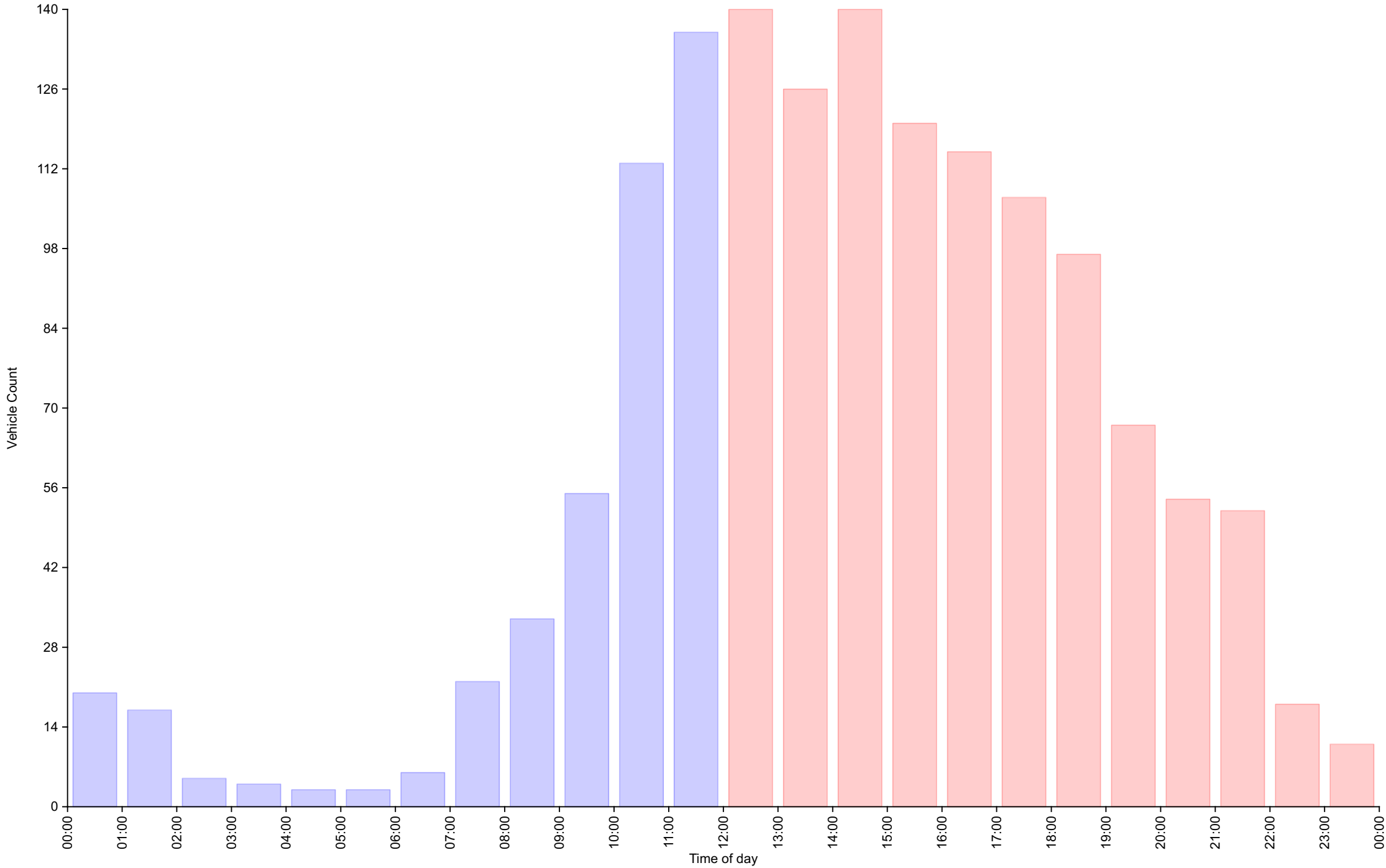
|          | <15   | 15<br>20 | 20<br>25 | 25<br>30  | 30<br>35  | 35<br>40      | 40<br>45  | 45<br>50 | 50<br>55 | 55<br>60 | 60<br>65 | 65<br>70 | >70   | Total      | 85th<br>Percentile |
|----------|-------|----------|----------|-----------|-----------|---------------|-----------|----------|----------|----------|----------|----------|-------|------------|--------------------|
| 00:00    | 0     | 0        | 0        | 1         | 3         | 8             | 7         | 1        | 0        | 0        | 0        | 0        | 0     | 20         | 42.5               |
| 01:00    | 0     | 0        | 0        | 2         | 6         | 5             | 3         | 1        | 0        | 0        | 0        | 0        | 0     | 17         | 40.9               |
| 02:00    | 0     | 0        | 0        | 0         | 0         | 2             | 3         | 0        | 0        | 0        | 0        | 0        | 0     | 5          | 42.3               |
| 03:00    | 0     | 0        | 0        | 1         | 1         | 1             | 1         | 0        | 0        | 0        | 0        | 0        | 0     | 4          | 41.0               |
| 04:00    | 0     | 0        | 0        | 0         | 2         | 0             | 1         | 0        | 0        | 0        | 0        | 0        | 0     | 3          | 36.0               |
| 05:00    | 0     | 0        | 0        | 0         | 1         | 2             | 0         | 0        | 0        | 0        | 0        | 0        | 0     | 3          | 37.2               |
| 06:00    | 0     | 0        | 1        | 3         | 0         | 1             | 1         | 0        | 0        | 0        | 0        | 0        | 0     | 6          | 35.7               |
| 07:00    | 0     | 0        | 0        | 3         | 1         | 5             | 9         | 3        | 0        | <b>1</b> | 0        | 0        | 0     | 22         | 44.7               |
| 08:00    | 0     | 0        | 0        | 1         | 6         | 12            | 8         | <b>6</b> | 0        | 0        | 0        | 0        | 0     | 33         | <b>44.0</b>        |
| 09:00    | 0     | 0        | 0        | 4         | 14        | 22            | 11        | 4        | 0        | 0        | 0        | 0        | 0     | 55         | 42.2               |
| 10:00    | 0     | 0        | 0        | 12        | 34        | 34            | 25        | 6        | <b>2</b> | 0        | 0        | 0        | 0     | 113        | 42.4               |
| 11:00    | 0     | 0        | <b>9</b> | <b>15</b> | <b>36</b> | <b>44</b>     | <b>26</b> | 6        | 0        | 0        | 0        | 0        | 0     | <b>136</b> | 40.2               |
| 12:00    | 0     | 0        | 5        | 23        | <b>51</b> | 37            | 18        | 5        | 1        | 0        | 0        | 0        | 0     | <b>140</b> | 39.4               |
| 13:00    | 0     | 0        | 2        | 18        | 39        | 40            | 17        | <b>6</b> | <b>4</b> | 0        | 0        | 0        | 0     | 126        | 40.3               |
| 14:00    | 0     | 0        | 2        | <b>24</b> | 48        | 38            | <b>25</b> | 3        | 0        | 0        | 0        | 0        | 0     | 140        | 39.6               |
| 15:00    | 0     | <b>1</b> | 0        | 21        | 29        | <b>46</b>     | 18        | 5        | 0        | 0        | 0        | 0        | 0     | 120        | 40.3               |
| 16:00    | 0     | 0        | <b>6</b> | 24        | 33        | 37            | 11        | 1        | 3        | 0        | 0        | 0        | 0     | 115        | 38.6               |
| 17:00    | 0     | 1        | 0        | 11        | 46        | 30            | 15        | 3        | 1        | 0        | 0        | 0        | 0     | 107        | 39.7               |
| 18:00    | 0     | 0        | 0        | 8         | 29        | 35            | 17        | 6        | 2        | 0        | 0        | 0        | 0     | 97         | 41.4               |
| 19:00    | 0     | 1        | 3        | 7         | 15        | 20            | 17        | 4        | 0        | 0        | 0        | 0        | 0     | 67         | 41.9               |
| 20:00    | 0     | 0        | 1        | 12        | 15        | 14            | 10        | 2        | 0        | 0        | 0        | 0        | 0     | 54         | 40.6               |
| 21:00    | 0     | 0        | 1        | 13        | 7         | 19            | 8         | 3        | 1        | 0        | 0        | 0        | 0     | 52         | 40.7               |
| 22:00    | 0     | 0        | 0        | 2         | 5         | 5             | 2         | 2        | 2        | 0        | 0        | 0        | 0     | 18         | <b>45.6</b>        |
| 23:00    | 0     | 0        | 0        | 2         | 1         | 6             | 2         | 0        | 0        | 0        | 0        | 0        | 0     | 11         | 38.9               |
| AM Total | 0     | 0        | 10       | 42        | 104       | <b>136</b>    | 95        | 27       | 2        | 1        | 0        | 0        | 0     |            |                    |
| PM Total | 0     | 3        | 20       | 165       | 318       | <b>327</b>    | 160       | 40       | 14       | 0        | 0        | 0        | 0     |            |                    |
| Total    | 0     | 3        | 30       | 207       | 422       | <b>463</b>    | 255       | 67       | 16       | 1        | 0        | 0        | 0     |            |                    |
| Percent  | 0.00% | 0.20%    | 2.05%    | 14.14%    | 28.83%    | <b>31.63%</b> | 17.42%    | 4.58%    | 1.09%    | 0.07%    | 0.00%    | 0.00%    | 0.00% |            |                    |

Total Vehicles : 1464  
 30th Percentile : 31.6 MPH  
 50th Percentile : 34.8 MPH  
 85th Percentile : 40.7 MPH  
 95th Percentile : 44.4 MPH  
 Average Speed : 35.3 MPH  
 Highest Speed : 56.8 MPH

# Vehicle Counts By Hour

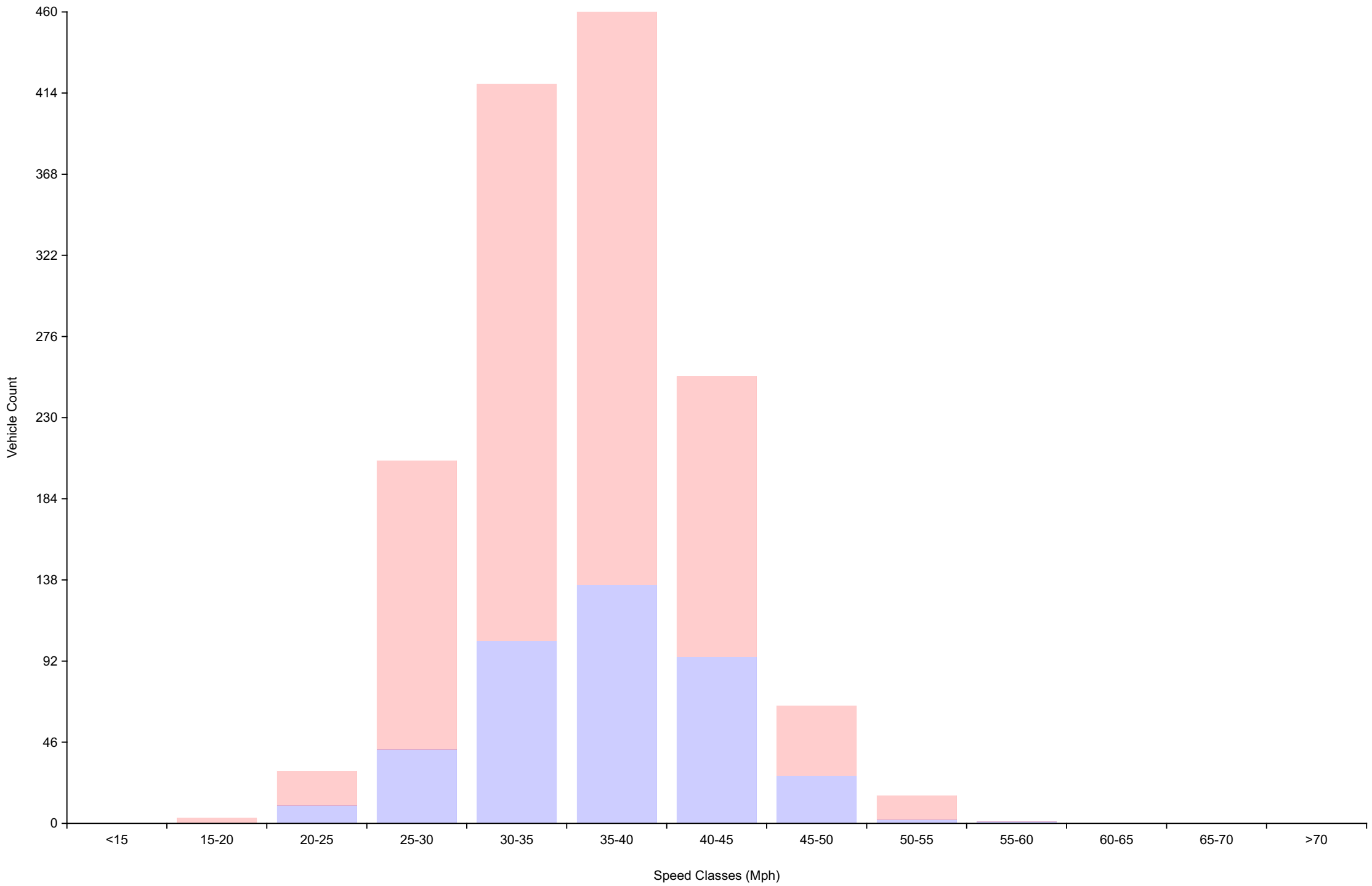
## Daily Overview for Sun Aug 20 2023

(60 Minute Resolution)



# Vehicle Counts By Speed Class

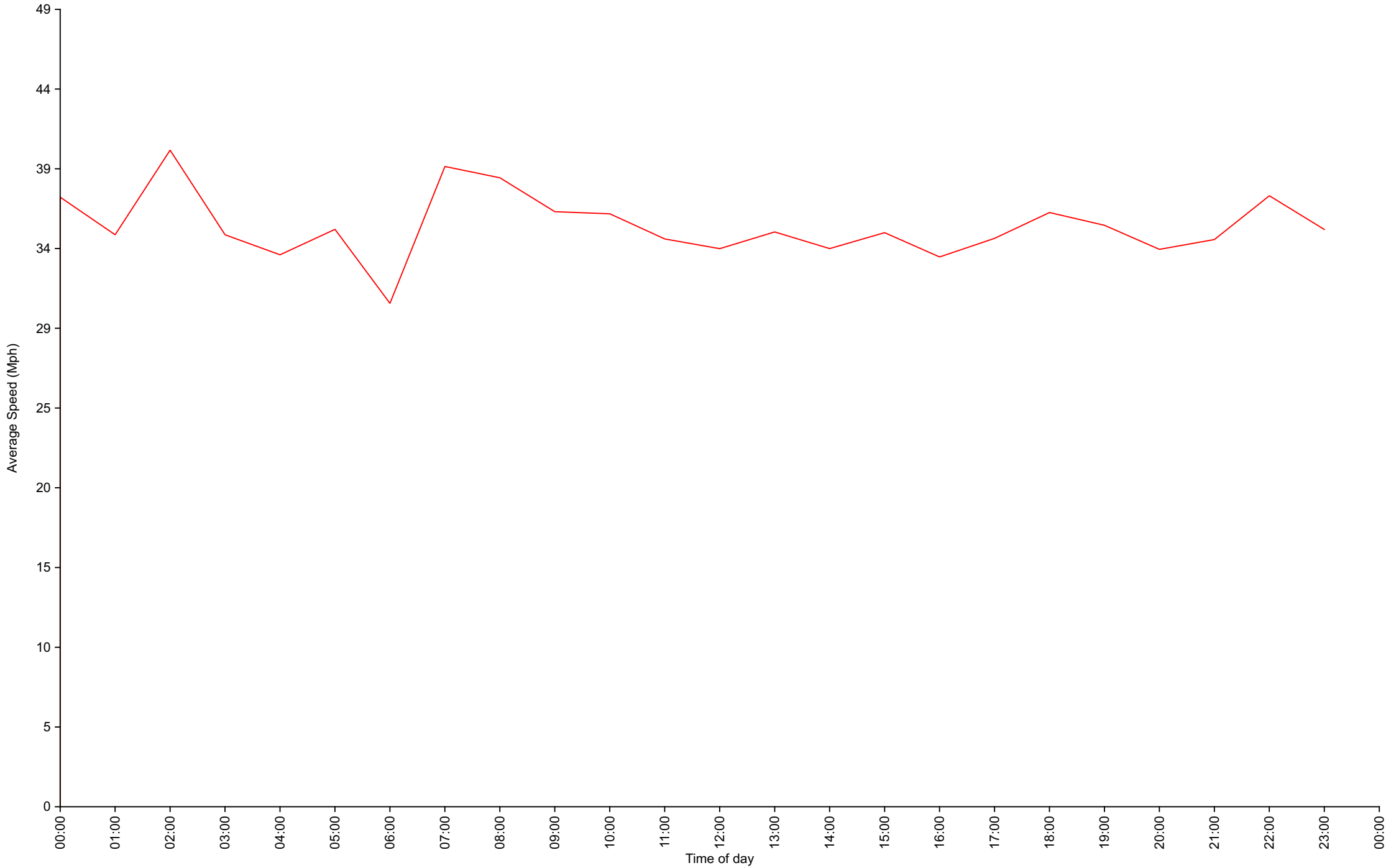
## Daily Overview for Sun Aug 20 2023



# Average Speed By Hour

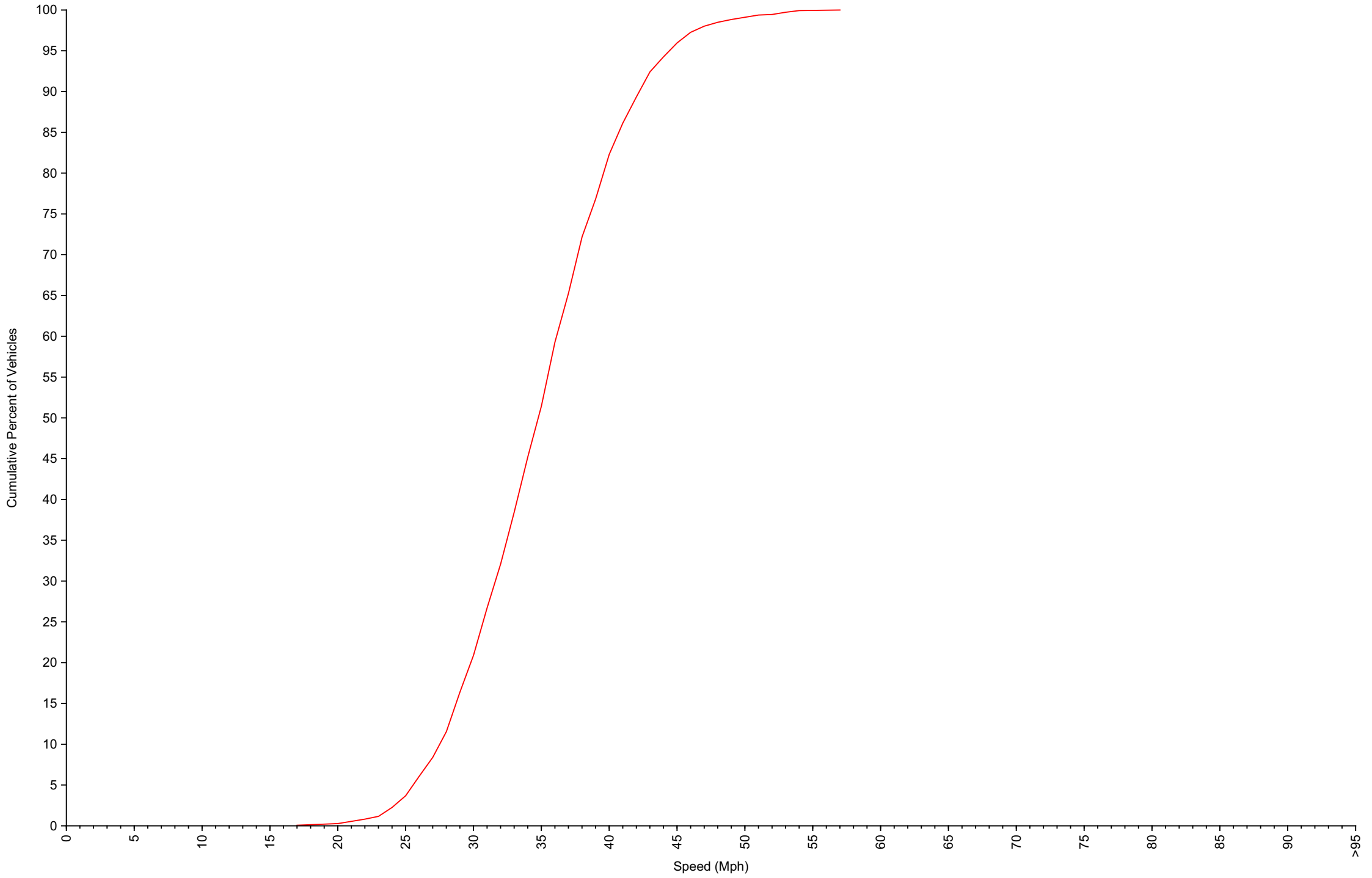
## Daily Overview for Sun Aug 20 2023

(60 Minute Resolution)



# Cumulative Speed Distribution Curve

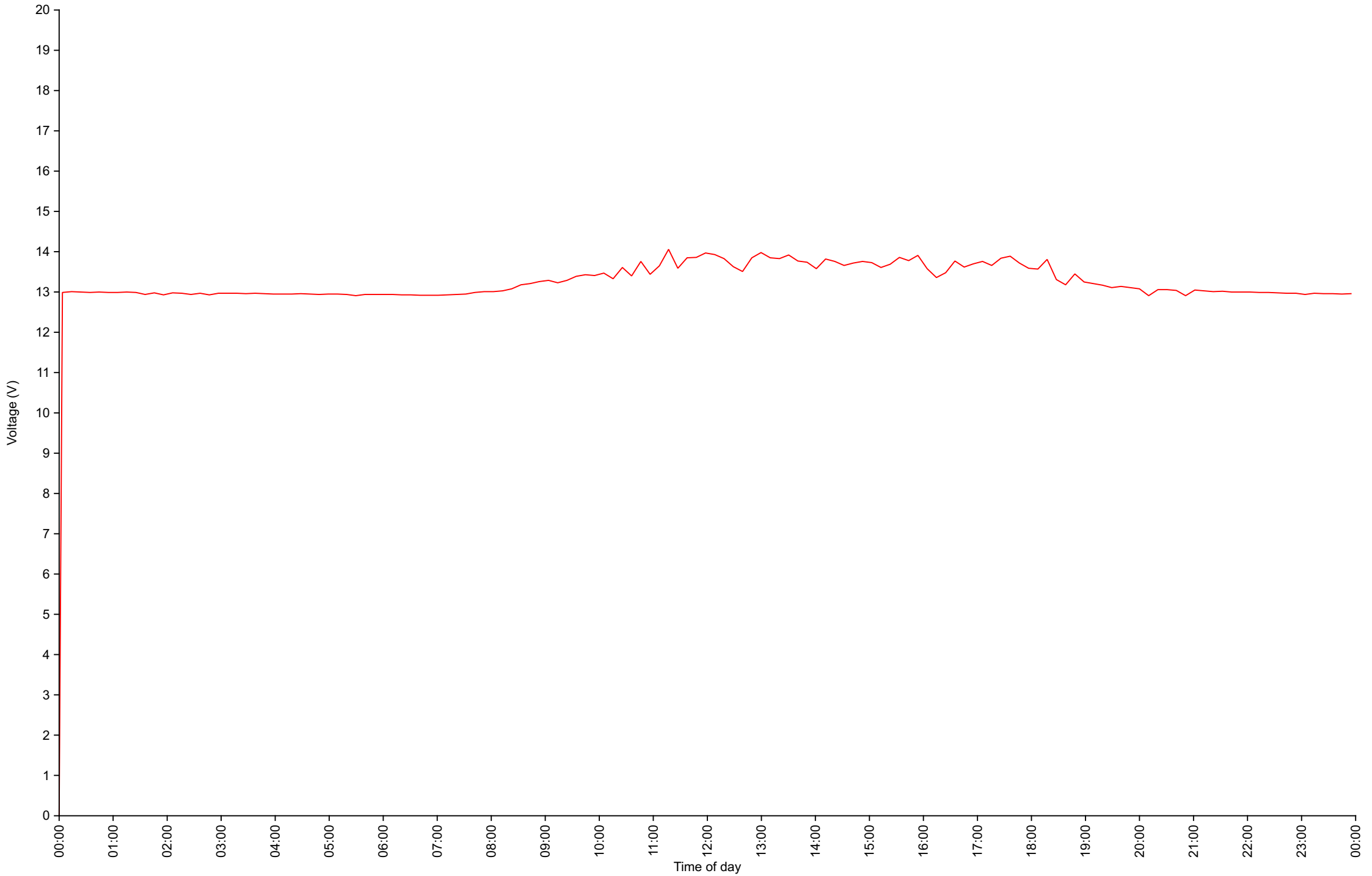
## Daily Overview for Sun Aug 20 2023





# Voltage

## Daily Overview for Sun Aug 20 2023



# Traffic Report

Daily Overview for Mon Aug 21 2023

*Vehicle Speed Classes (Mph)*

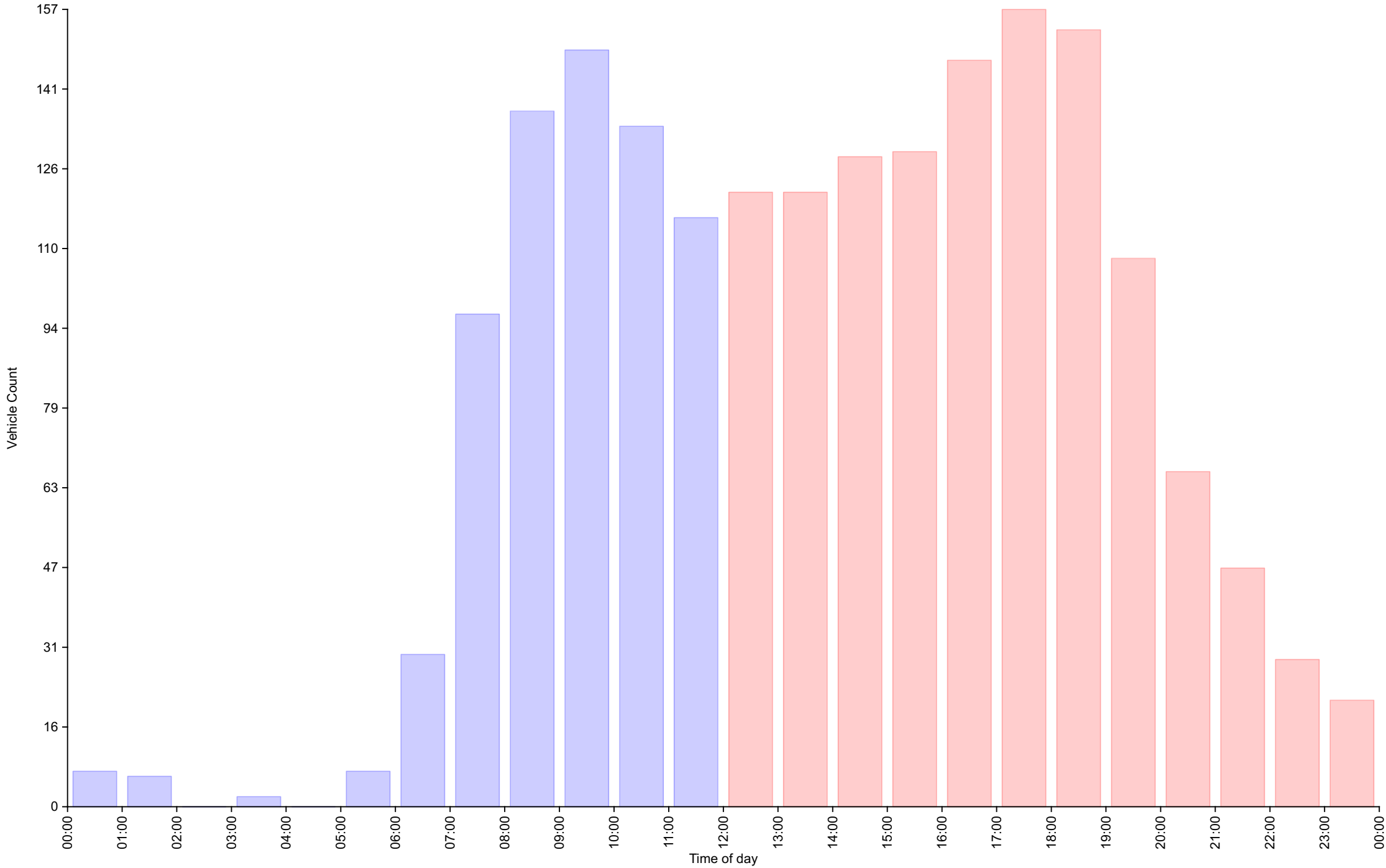
|          | <15   | 15<br>20 | 20<br>25 | 25<br>30  | 30<br>35  | 35<br>40      | 40<br>45  | 45<br>50  | 50<br>55 | 55<br>60 | 60<br>65 | 65<br>70 | >70   | Total      | 85th<br>Percentile |
|----------|-------|----------|----------|-----------|-----------|---------------|-----------|-----------|----------|----------|----------|----------|-------|------------|--------------------|
| 00:00    | 0     | 0        | 0        | 1         | 2         | 2             | 1         | 1         | 0        | 0        | 0        | 0        | 0     | 7          | 43.6               |
| 01:00    | 0     | 0        | 0        | 1         | 3         | 0             | 0         | 1         | 1        | 0        | 0        | 0        | 0     | 6          | 45.5               |
| 02:00    | 0     | 0        | 0        | 0         | 0         | 0             | 0         | 0         | 0        | 0        | 0        | 0        | 0     | 0          | 0.0                |
| 03:00    | 0     | 0        | 0        | 0         | 0         | 1             | 0         | 1         | 0        | 0        | 0        | 0        | 0     | 2          | 42.3               |
| 04:00    | 0     | 0        | 0        | 0         | 0         | 0             | 0         | 0         | 0        | 0        | 0        | 0        | 0     | 0          | 0.0                |
| 05:00    | 0     | 0        | 0        | 0         | 1         | 2             | 3         | 1         | 0        | 0        | 0        | 0        | 0     | 7          | 44.0               |
| 06:00    | 0     | 0        | 0        | 2         | 7         | 9             | 5         | 5         | 1        | <b>1</b> | 0        | 0        | 0     | 30         | <b>46.5</b>        |
| 07:00    | 0     | 0        | 1        | 11        | 21        | 34            | 18        | 9         | 3        | 0        | 0        | 0        | 0     | 97         | 42.5               |
| 08:00    | 0     | 0        | 0        | 14        | 24        | 39            | <b>43</b> | <b>13</b> | <b>4</b> | 0        | 0        | 0        | 0     | 137        | 43.6               |
| 09:00    | 0     | 0        | 3        | 21        | <b>47</b> | 34            | 31        | 12        | 1        | 0        | 0        | 0        | 0     | <b>149</b> | 41.9               |
| 10:00    | 0     | 1        | 2        | <b>25</b> | 39        | <b>43</b>     | 20        | 2         | 2        | 0        | 0        | 0        | 0     | 134        | 39.7               |
| 11:00    | 0     | <b>2</b> | <b>7</b> | 23        | 29        | 33            | 12        | 6         | 4        | 0        | 0        | 0        | 0     | 116        | 40.9               |
| 12:00    | 0     | 0        | 3        | 23        | 34        | 31            | 26        | 4         | 0        | 0        | 0        | 0        | 0     | 121        | 40.6               |
| 13:00    | 0     | 0        | 6        | 24        | 33        | 33            | 20        | 4         | 0        | <b>1</b> | 0        | 0        | 0     | 121        | 40.1               |
| 14:00    | 0     | 0        | 2        | <b>26</b> | 41        | 34            | 23        | 2         | 0        | 0        | 0        | 0        | 0     | 128        | 39.6               |
| 15:00    | 0     | 0        | 5        | 15        | 38        | 41            | 24        | 6         | 0        | 0        | 0        | 0        | 0     | 129        | 39.8               |
| 16:00    | 0     | 0        | 5        | 24        | 45        | 45            | 23        | 5         | 0        | 0        | 0        | 0        | 0     | 147        | 39.9               |
| 17:00    | 0     | <b>3</b> | 1        | 26        | <b>48</b> | 47            | 28        | 4         | 0        | 0        | 0        | 0        | 0     | <b>157</b> | 39.9               |
| 18:00    | 0     | 0        | 2        | 20        | 47        | <b>48</b>     | <b>34</b> | 1         | <b>1</b> | 0        | 0        | 0        | 0     | 153        | 39.9               |
| 19:00    | 0     | 0        | <b>7</b> | 24        | 29        | 24            | 16        | <b>8</b>  | 0        | 0        | 0        | 0        | 0     | 108        | 40.6               |
| 20:00    | 0     | 0        | 2        | 8         | 13        | 24            | 14        | 4         | 1        | 0        | 0        | 0        | 0     | 66         | 40.9               |
| 21:00    | 0     | 0        | 4        | 8         | 11        | 17            | 5         | 2         | 0        | 0        | 0        | 0        | 0     | 47         | 39.0               |
| 22:00    | 0     | 0        | 1        | 1         | 6         | 12            | 5         | 4         | 0        | 0        | 0        | 0        | 0     | 29         | <b>43.6</b>        |
| 23:00    | 0     | 0        | 0        | 2         | 6         | 8             | 4         | 1         | 0        | 0        | 0        | 0        | 0     | 21         | 39.9               |
| AM Total | 0     | 3        | 13       | 98        | 173       | <b>197</b>    | 133       | 51        | 16       | 1        | 0        | 0        | 0     |            |                    |
| PM Total | 0     | 3        | 38       | 201       | 351       | <b>364</b>    | 222       | 45        | 2        | 1        | 0        | 0        | 0     |            |                    |
| Total    | 0     | 6        | 51       | 299       | 524       | <b>561</b>    | 355       | 96        | 18       | 2        | 0        | 0        | 0     |            |                    |
| Percent  | 0.00% | 0.31%    | 2.67%    | 15.64%    | 27.41%    | <b>29.34%</b> | 18.57%    | 5.02%     | 0.94%    | 0.10%    | 0.00%    | 0.00%    | 0.00% |            |                    |

Total Vehicles : 1912  
 30th Percentile : 31.4 MPH  
 50th Percentile : 34.7 MPH  
 85th Percentile : 40.8 MPH  
 95th Percentile : 44.6 MPH  
 Average Speed : 35.2 MPH  
 Highest Speed : 56.4 MPH

# Vehicle Counts By Hour

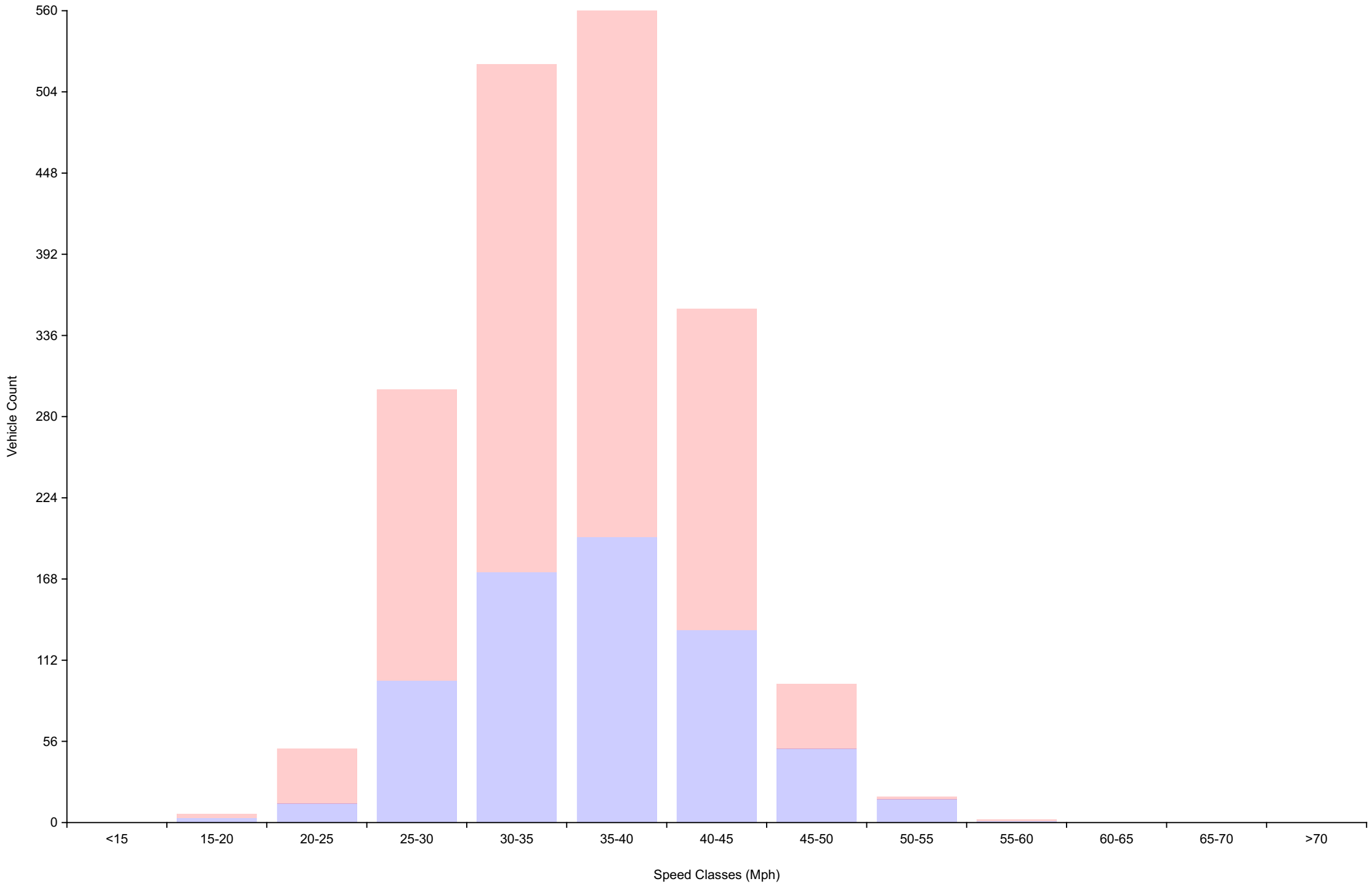
## Daily Overview for Mon Aug 21 2023

(60 Minute Resolution)



# Vehicle Counts By Speed Class

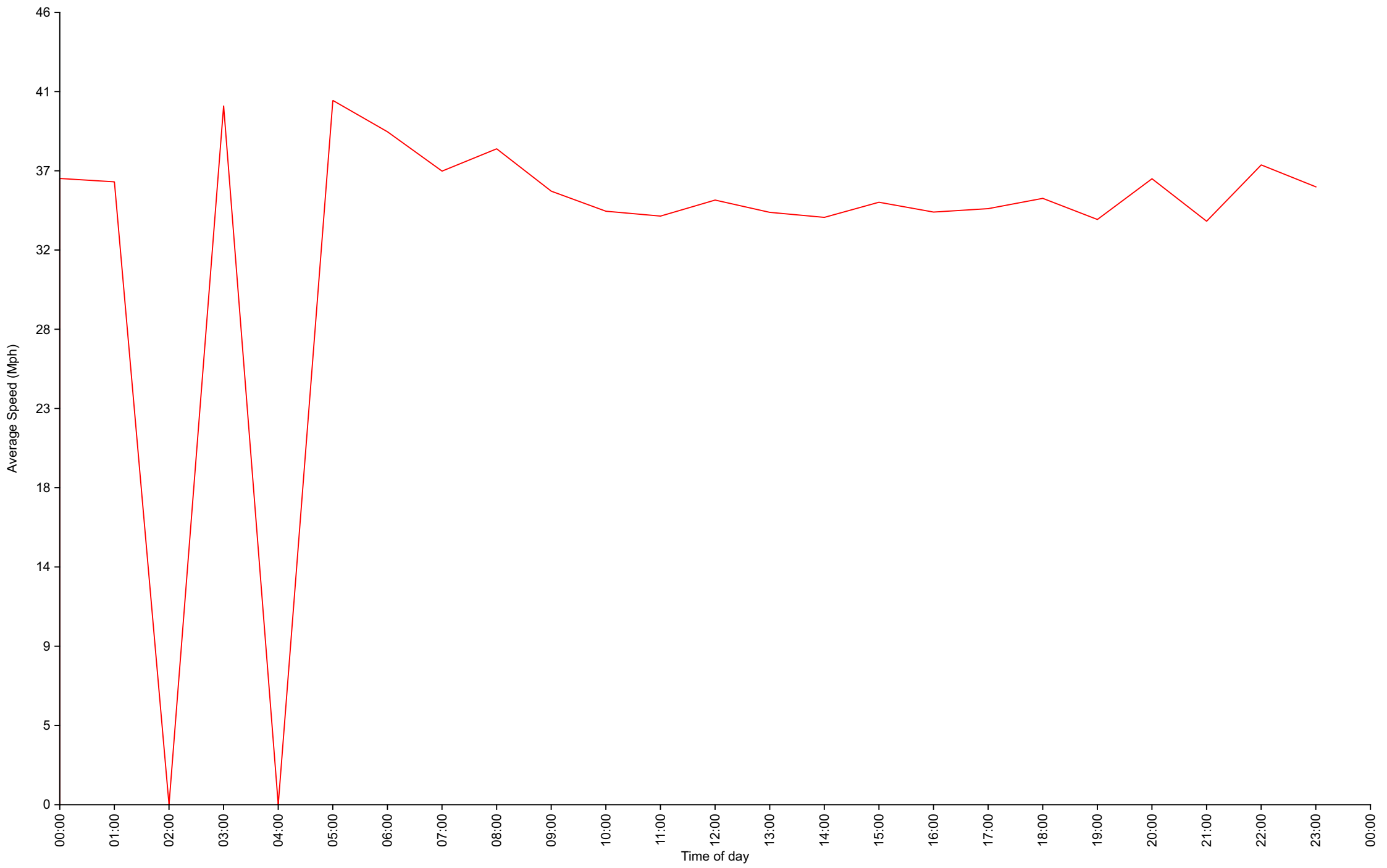
## Daily Overview for Mon Aug 21 2023



# Average Speed By Hour

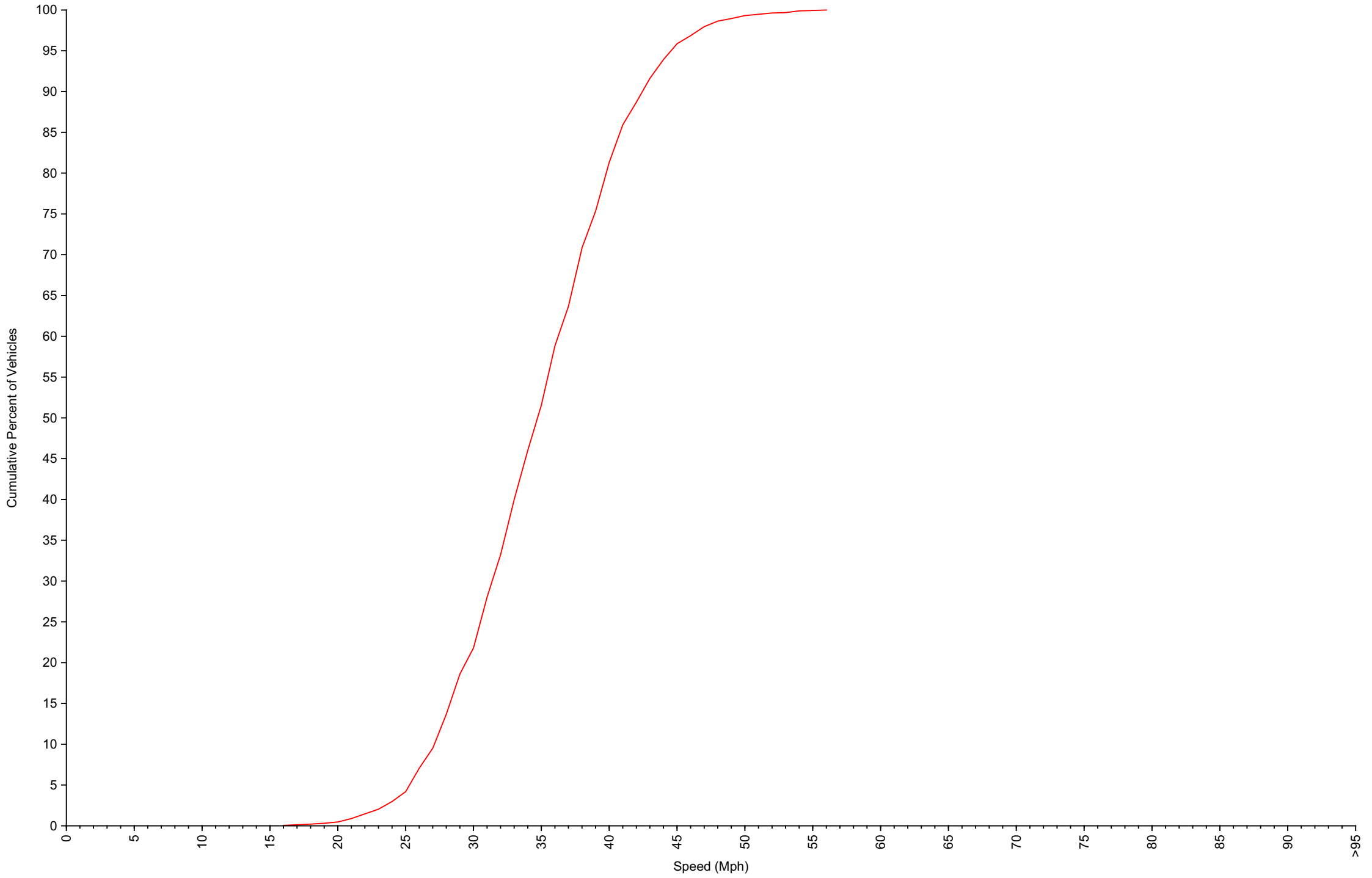
## Daily Overview for Mon Aug 21 2023

(60 Minute Resolution)



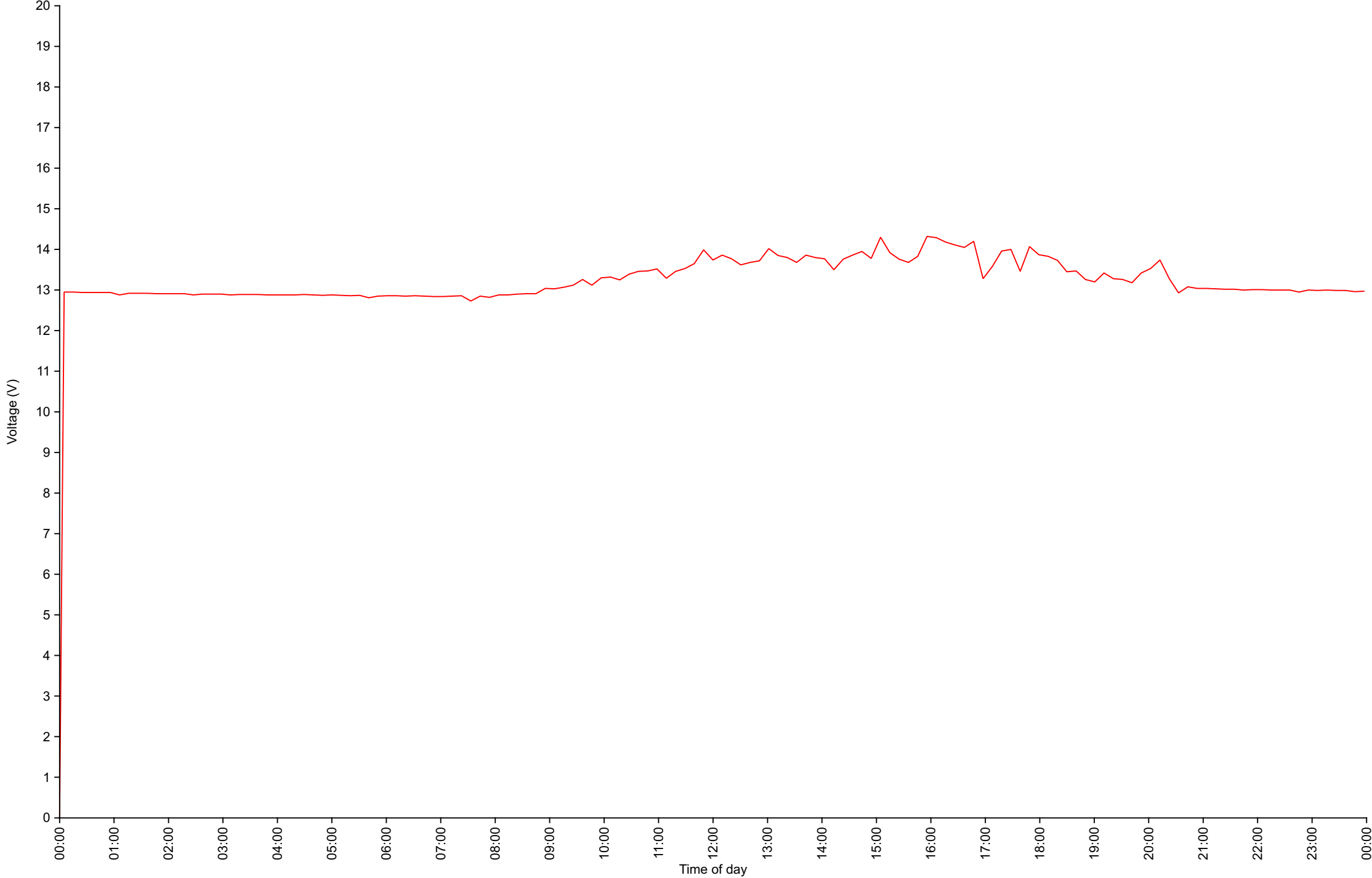
# Cumulative Speed Distribution Curve

## Daily Overview for Mon Aug 21 2023



# Voltage

## Daily Overview for Mon Aug 21 2023



# Traffic Report

Daily Overview for Tue Aug 22 2023

*Vehicle Speed Classes (Mph)*

|          | <15   | 15<br>20 | 20<br>25 | 25<br>30  | 30<br>35      | 35<br>40  | 40<br>45  | 45<br>50  | 50<br>55 | 55<br>60 | 60<br>65 | 65<br>70 | >70   | Total      | 85th<br>Percentile |
|----------|-------|----------|----------|-----------|---------------|-----------|-----------|-----------|----------|----------|----------|----------|-------|------------|--------------------|
| 00:00    | 0     | 0        | 0        | 1         | 1             | 0         | 1         | 0         | 1        | 0        | 0        | 0        | 0     | 4          | 44.4               |
| 01:00    | 0     | 0        | 0        | 1         | 0             | 2         | 0         | 0         | 0        | 0        | 0        | 0        | 0     | 3          | 37.1               |
| 02:00    | 0     | 0        | 1        | 0         | 0             | 0         | 1         | 1         | 0        | 0        | 0        | 0        | 0     | 3          | 42.8               |
| 03:00    | 0     | 0        | 0        | 0         | 1             | 0         | 0         | 1         | 0        | 0        | 0        | 0        | 0     | 2          | 40.5               |
| 04:00    | 0     | 0        | 0        | 0         | 0             | 2         | 1         | 0         | 0        | 0        | 0        | 0        | 0     | 3          | 40.8               |
| 05:00    | 0     | 0        | 0        | 1         | 3             | 2         | 2         | 5         | 0        | 0        | 0        | 0        | 0     | 13         | <b>45.7</b>        |
| 06:00    | 0     | 0        | 0        | 0         | 9             | 10        | 9         | 1         | 1        | 0        | 0        | 0        | 0     | 30         | 40.7               |
| 07:00    | 0     | <b>1</b> | 2        | 13        | 24            | 28        | 21        | 6         | 1        | 0        | 0        | 0        | 0     | 96         | 41.7               |
| 08:00    | 0     | 0        | <b>7</b> | 31        | 41            | <b>47</b> | <b>31</b> | 4         | <b>2</b> | 0        | <b>1</b> | 0        | 0     | 164        | 40.7               |
| 09:00    | 0     | 0        | 7        | 23        | <b>57</b>     | 43        | 21        | 6         | 0        | 0        | 0        | 0        | 0     | 157        | 39.5               |
| 10:00    | 0     | 1        | 5        | <b>34</b> | 54            | 47        | 23        | <b>10</b> | 2        | 0        | 0        | 0        | 0     | <b>176</b> | 40.2               |
| 11:00    | 0     | 0        | 7        | 32        | 48            | 34        | 26        | 4         | 0        | 0        | 0        | 0        | 0     | 151        | 39.7               |
| 12:00    | 0     | 0        | 1        | <b>41</b> | <b>49</b>     | 37        | 19        | 4         | 0        | 0        | 0        | 0        | 0     | 151        | 39.1               |
| 13:00    | 0     | 1        | 7        | 35        | 39            | 46        | 17        | 3         | 1        | 0        | 0        | 0        | 0     | 149        | 38.8               |
| 14:00    | 0     | 0        | 1        | 29        | 44            | 39        | 14        | 5         | 0        | 0        | 0        | 0        | 0     | 132        | 38.9               |
| 15:00    | 0     | 1        | 3        | 26        | 38            | 34        | 32        | 1         | 0        | 0        | 0        | 0        | 0     | 135        | 40.4               |
| 16:00    | 0     | 0        | 5        | 23        | 41            | 42        | 23        | 3         | 0        | 0        | 0        | 0        | 0     | 137        | 39.6               |
| 17:00    | 0     | <b>4</b> | 3        | 33        | 47            | 35        | 26        | 2         | 1        | 0        | 0        | 0        | 0     | 151        | 40.0               |
| 18:00    | 0     | 2        | <b>9</b> | 30        | 47            | <b>51</b> | <b>34</b> | 3         | <b>2</b> | <b>1</b> | 0        | 0        | 0     | <b>179</b> | 40.1               |
| 19:00    | 0     | 0        | 4        | 10        | 31            | 26        | 28        | <b>6</b>  | 2        | 0        | 0        | 0        | 0     | 107        | 42.0               |
| 20:00    | 0     | 0        | 1        | 13        | 27            | 18        | 14        | 3         | 0        | 0        | 0        | 0        | 0     | 76         | 39.8               |
| 21:00    | 0     | 0        | 6        | 8         | 16            | 16        | 11        | 1         | 0        | 0        | 0        | 0        | 0     | 58         | 40.7               |
| 22:00    | 0     | 1        | 0        | 7         | 15            | 7         | 5         | 5         | 0        | 0        | 0        | 0        | 0     | 40         | <b>43.0</b>        |
| 23:00    | 0     | 0        | 0        | 5         | 4             | 9         | 2         | 0         | 1        | 0        | 0        | 0        | 0     | 21         | 38.9               |
| AM Total | 0     | 2        | 29       | 136       | <b>238</b>    | 215       | 136       | 38        | 7        | 0        | 1        | 0        | 0     |            |                    |
| PM Total | 0     | 9        | 40       | 260       | <b>398</b>    | 360       | 225       | 36        | 7        | 1        | 0        | 0        | 0     |            |                    |
| Total    | 0     | 11       | 69       | 396       | <b>636</b>    | 575       | 361       | 74        | 14       | 1        | 1        | 0        | 0     |            |                    |
| Percent  | 0.00% | 0.51%    | 3.23%    | 18.52%    | <b>29.75%</b> | 26.89%    | 16.88%    | 3.46%     | 0.65%    | 0.05%    | 0.05%    | 0.00%    | 0.00% |            |                    |

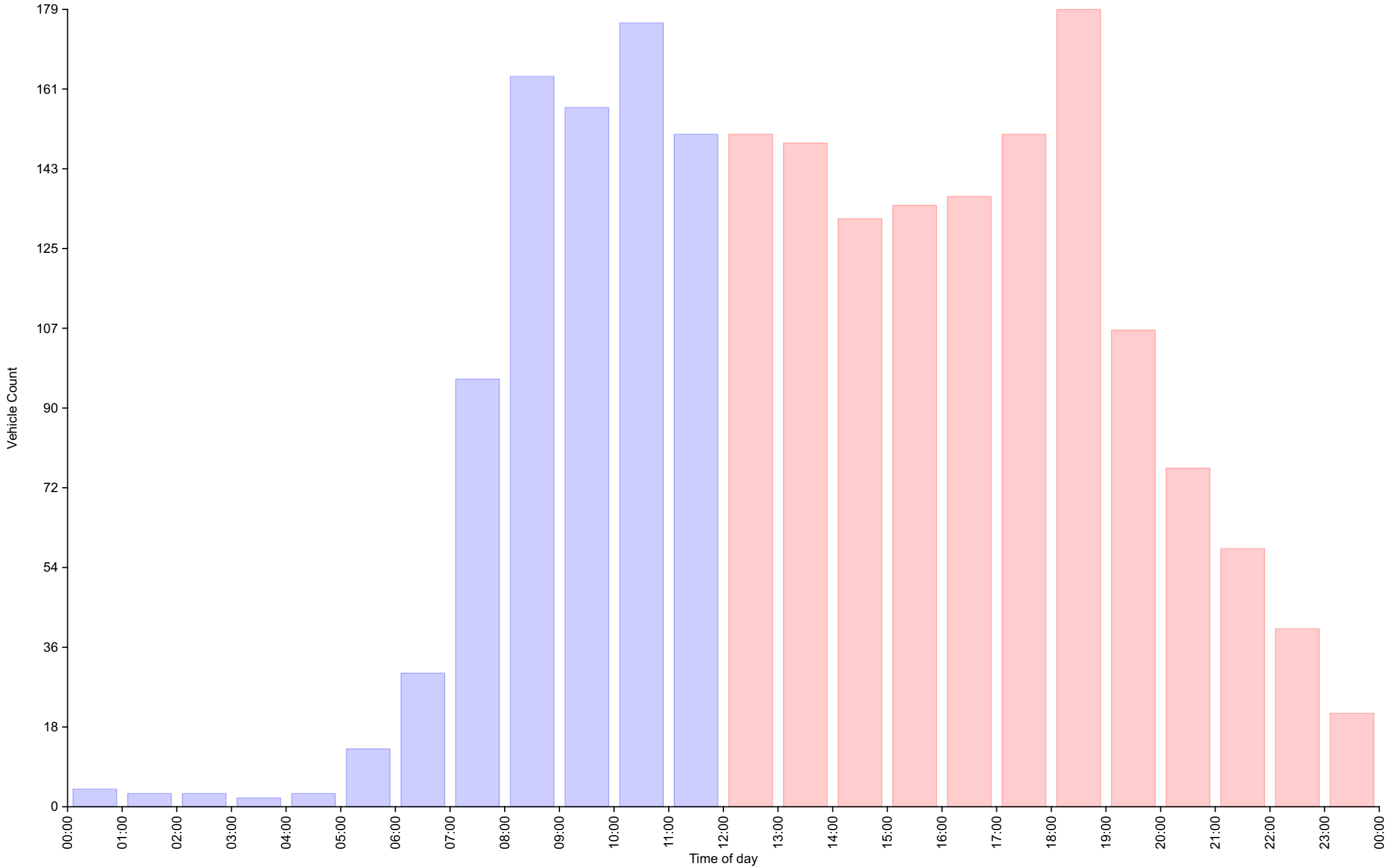
Total Vehicles : 2138  
 30th Percentile : 30.5 MPH  
 50th Percentile : 33.7 MPH  
 85th Percentile : 40.2 MPH  
 95th Percentile : 43.5 MPH  
 Average Speed : 34.4 MPH  
 Highest Speed : 61.4 MPH



# Vehicle Counts By Hour

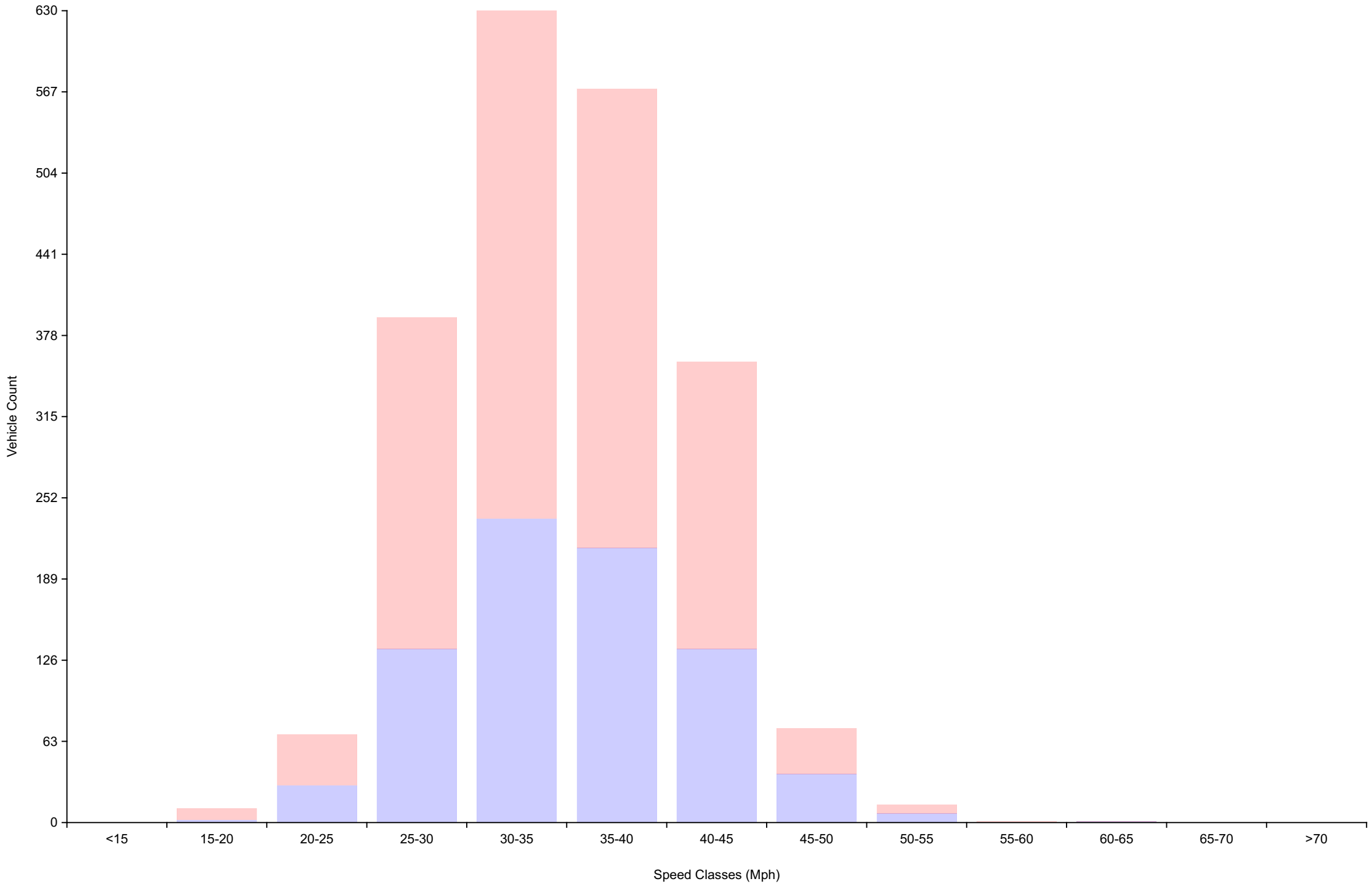
## Daily Overview for Tue Aug 22 2023

(60 Minute Resolution)

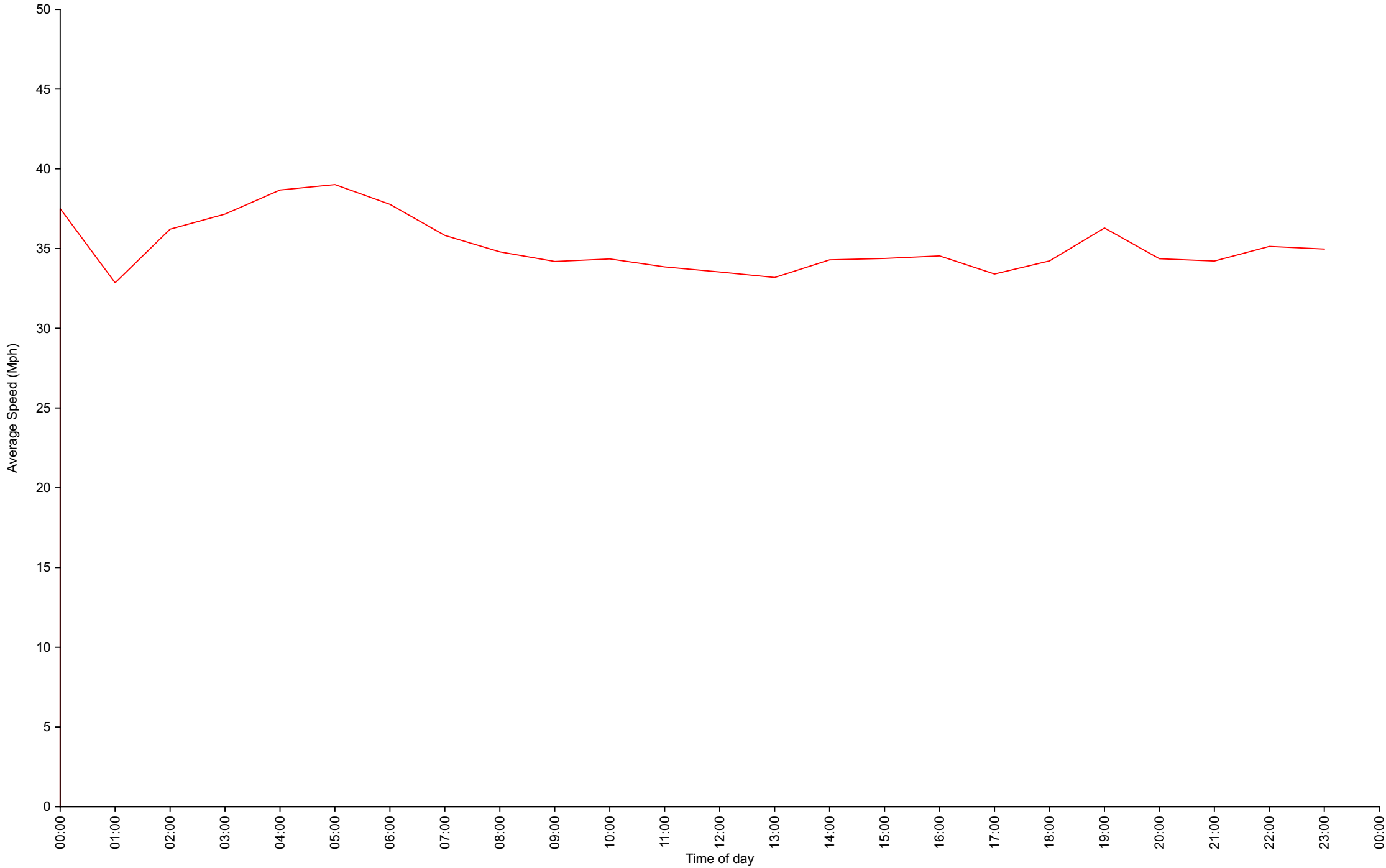


# Vehicle Counts By Speed Class

## Daily Overview for Tue Aug 22 2023

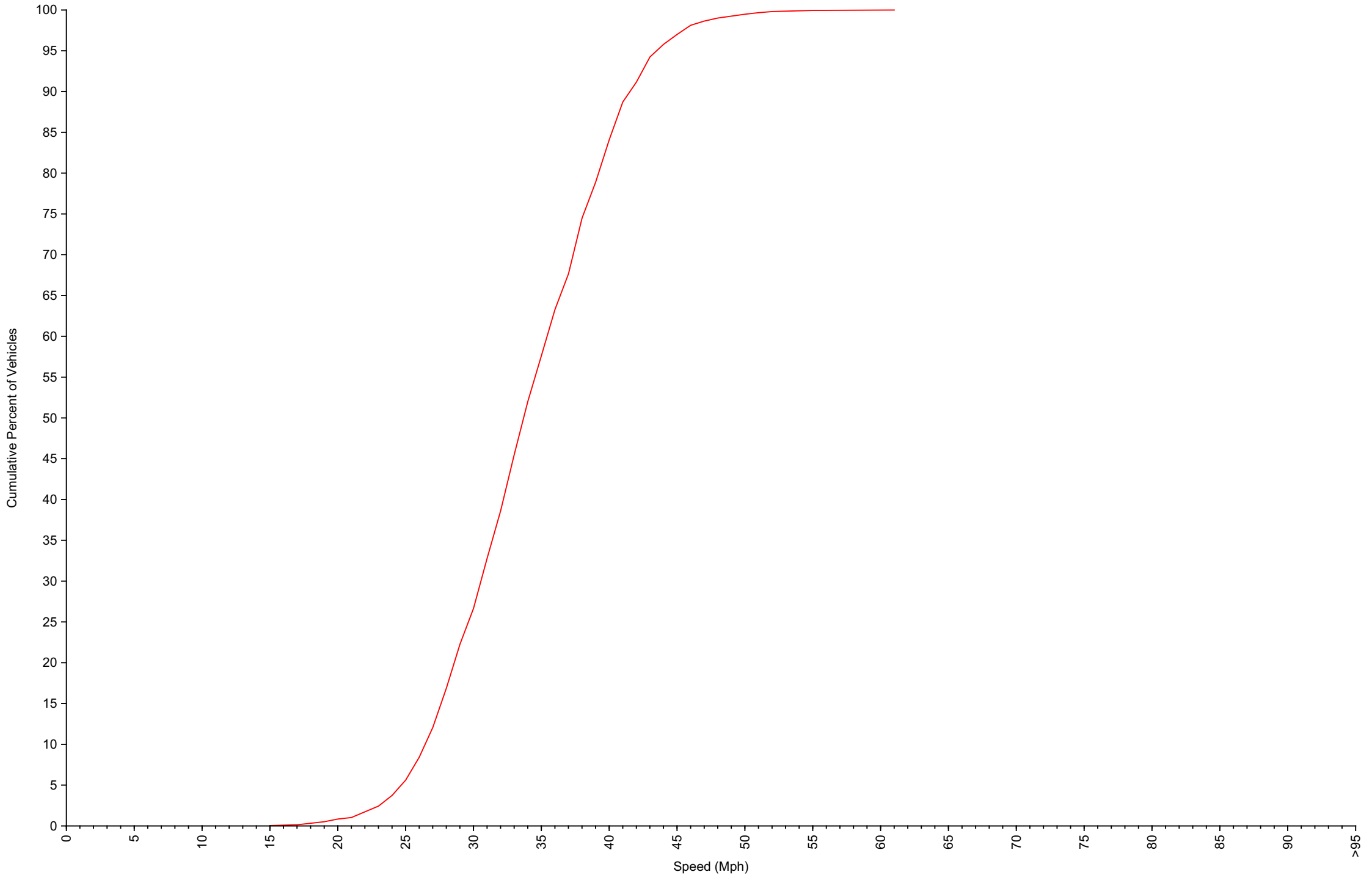


Average Speed By Hour  
Daily Overview for Tue Aug 22 2023  
(60 Minute Resolution)



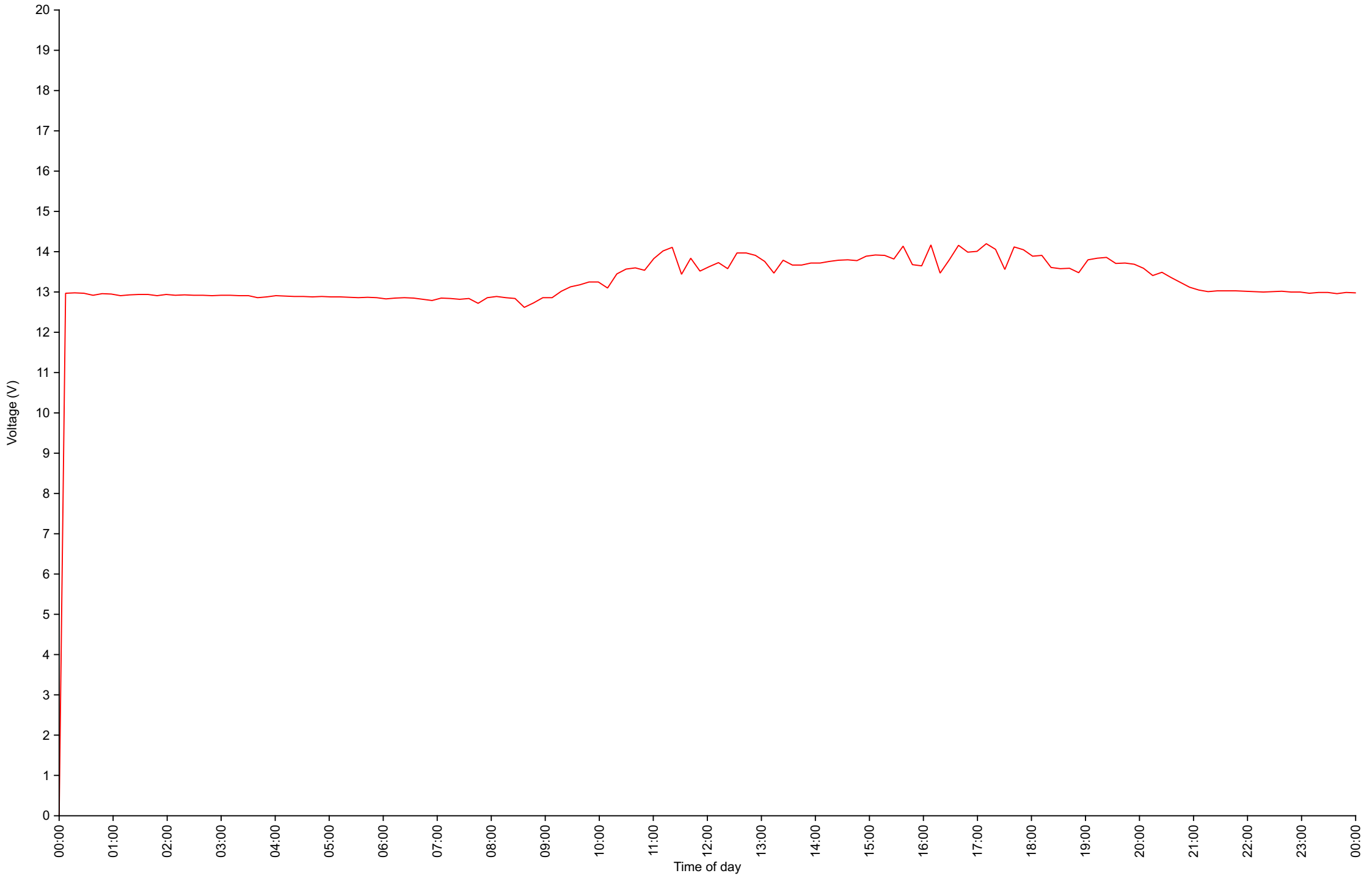
# Cumulative Speed Distribution Curve

## Daily Overview for Tue Aug 22 2023



# Voltage

## Daily Overview for Tue Aug 22 2023



# Traffic Report

Daily Overview for Wed Aug 23 2023

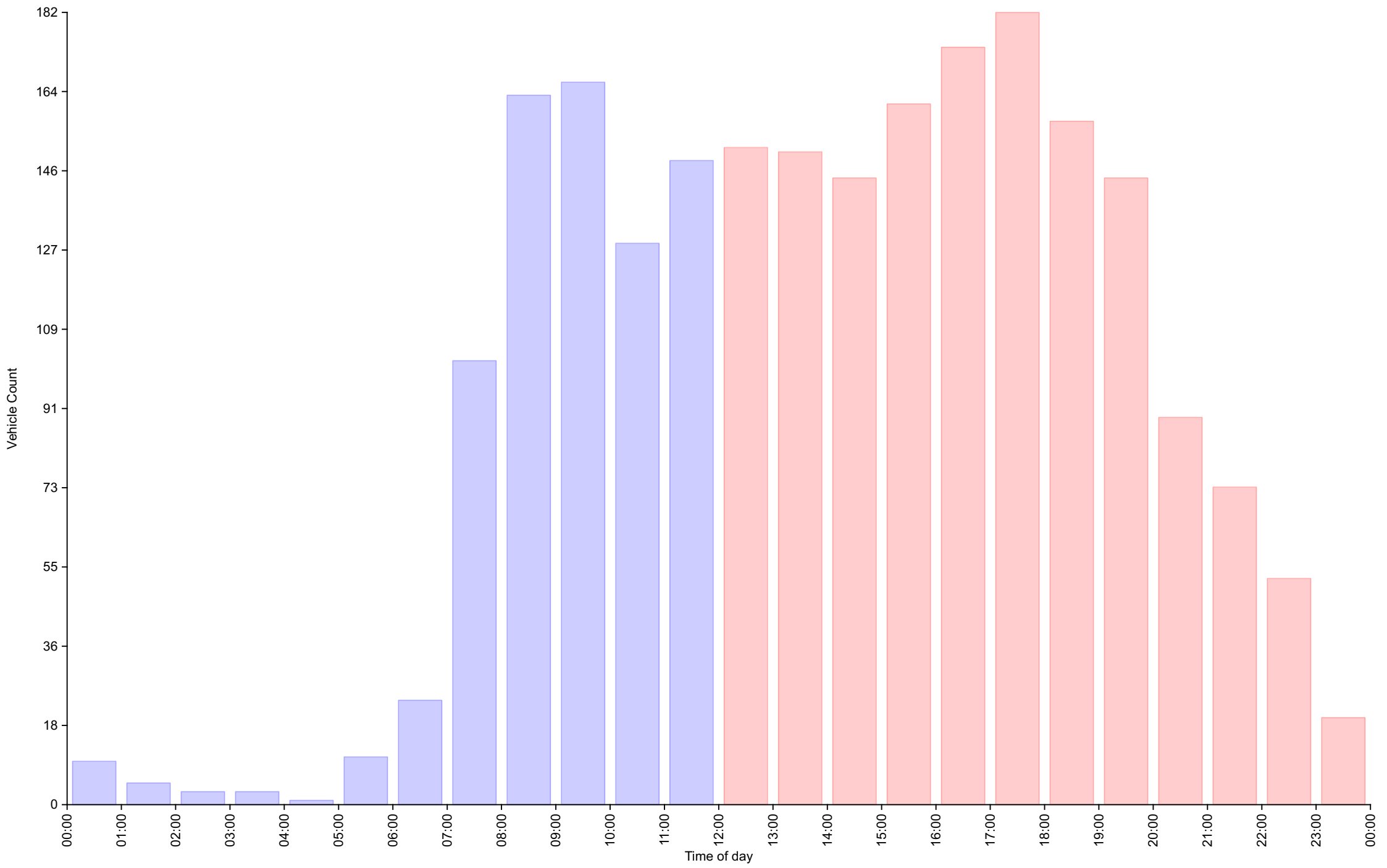
Vehicle Speed Classes (Mph)

|          | <15      | 15<br>20 | 20<br>25  | 25<br>30  | 30<br>35   | 35<br>40      | 40<br>45  | 45<br>50  | 50<br>55 | 55<br>60 | 60<br>65 | 65<br>70 | >70   | Total      | 85th<br>Percentile |
|----------|----------|----------|-----------|-----------|------------|---------------|-----------|-----------|----------|----------|----------|----------|-------|------------|--------------------|
| 00:00    | 0        | 0        | 1         | 0         | 0          | 4             | 3         | 2         | 0        | 0        | 0        | 0        | 0     | 10         | 44.0               |
| 01:00    | 0        | 0        | 0         | 0         | 2          | 2             | 0         | 1         | 0        | 0        | 0        | 0        | 0     | 5          | 39.8               |
| 02:00    | 0        | 0        | 0         | 0         | 0          | 0             | 1         | 1         | 0        | <b>1</b> | 0        | 0        | 0     | 3          | <b>52.3</b>        |
| 03:00    | 0        | 0        | 0         | 0         | 1          | 1             | 1         | 0         | 0        | 0        | 0        | 0        | 0     | 3          | 38.8               |
| 04:00    | 0        | 0        | 0         | 0         | 0          | 0             | 1         | 0         | 0        | 0        | 0        | 0        | 0     | 1          | 40.6               |
| 05:00    | 0        | 0        | 0         | 1         | 2          | 2             | 4         | 2         | 0        | 0        | 0        | 0        | 0     | 11         | 43.5               |
| 06:00    | 0        | 0        | 1         | 1         | 5          | 5             | 8         | 4         | 0        | 0        | 0        | 0        | 0     | 24         | 44.8               |
| 07:00    | 0        | 0        | 0         | 13        | 15         | 38            | 27        | 6         | <b>3</b> | 0        | 0        | 0        | 0     | 102        | 42.7               |
| 08:00    | 0        | 0        | <b>6</b>  | 9         | 41         | <b>57</b>     | <b>36</b> | <b>14</b> | 0        | 0        | 0        | 0        | 0     | 163        | 41.9               |
| 09:00    | 0        | <b>1</b> | 5         | 27        | <b>56</b>  | 42            | 31        | 4         | 0        | 0        | 0        | 0        | 0     | <b>166</b> | 40.3               |
| 10:00    | 0        | 1        | 6         | 23        | 34         | 46            | 16        | 2         | 1        | 0        | 0        | 0        | 0     | 129        | 39.0               |
| 11:00    | 0        | 0        | 5         | <b>30</b> | 43         | 45            | 20        | 5         | 0        | 0        | 0        | 0        | 0     | 148        | 39.5               |
| 12:00    | 0        | 0        | <b>14</b> | 37        | 41         | 36            | 19        | 4         | 0        | 0        | 0        | 0        | 0     | 151        | 39.1               |
| 13:00    | 0        | 0        | 6         | 38        | 43         | 39            | 18        | 4         | 1        | <b>1</b> | 0        | 0        | 0     | 150        | 39.2               |
| 14:00    | 0        | 0        | 10        | 33        | 42         | 40            | 16        | 2         | 1        | 0        | 0        | 0        | 0     | 144        | 38.7               |
| 15:00    | 0        | <b>1</b> | 6         | 29        | 45         | 48            | <b>26</b> | 5         | 0        | 1        | 0        | 0        | 0     | 161        | 39.7               |
| 16:00    | 0        | 1        | 6         | <b>55</b> | <b>62</b>  | 34            | 12        | 3         | 1        | 0        | 0        | 0        | 0     | 174        | 36.6               |
| 17:00    | 0        | 1        | 10        | 17        | 56         | <b>62</b>     | 25        | <b>9</b>  | <b>2</b> | 0        | 0        | 0        | 0     | <b>182</b> | 40.3               |
| 18:00    | 0        | 1        | 6         | 20        | 50         | 47            | 22        | 8         | 2        | 1        | 0        | 0        | 0     | 157        | 39.9               |
| 19:00    | <b>1</b> | 1        | 6         | 25        | 45         | 35            | 22        | 7         | 1        | 0        | <b>1</b> | 0        | 0     | 144        | 40.4               |
| 20:00    | 0        | 0        | 1         | 11        | 21         | 30            | 18        | 7         | 1        | 0        | 0        | 0        | 0     | 89         | 41.6               |
| 21:00    | 0        | 1        | 3         | 12        | 20         | 25            | 9         | 2         | 1        | 0        | 0        | 0        | 0     | 73         | 39.4               |
| 22:00    | 0        | 0        | 1         | 17        | 15         | 12            | 6         | 1         | 0        | 0        | 0        | 0        | 0     | 52         | 37.7               |
| 23:00    | 0        | 1        | 2         | 3         | 5          | 4             | 3         | 2         | 0        | 0        | 0        | 0        | 0     | 20         | <b>42.0</b>        |
| AM Total | 0        | 2        | 24        | 104       | 199        | <b>242</b>    | 148       | 41        | 4        | 1        | 0        | 0        | 0     |            |                    |
| PM Total | 1        | 7        | 71        | 297       | <b>445</b> | 412           | 196       | 54        | 10       | 3        | 1        | 0        | 0     |            |                    |
| Total    | 1        | 9        | 95        | 401       | 644        | <b>654</b>    | 344       | 95        | 14       | 4        | 1        | 0        | 0     |            |                    |
| Percent  | 0.04%    | 0.40%    | 4.20%     | 17.73%    | 28.47%     | <b>28.91%</b> | 15.21%    | 4.20%     | 0.62%    | 0.18%    | 0.04%    | 0.00%    | 0.00% |            |                    |

Total Vehicles : 2262  
 30th Percentile : 30.6 MPH  
 50th Percentile : 33.9 MPH  
 85th Percentile : 40.2 MPH  
 95th Percentile : 44.0 MPH  
 Average Speed : 34.4 MPH  
 Highest Speed : 59.9 MPH

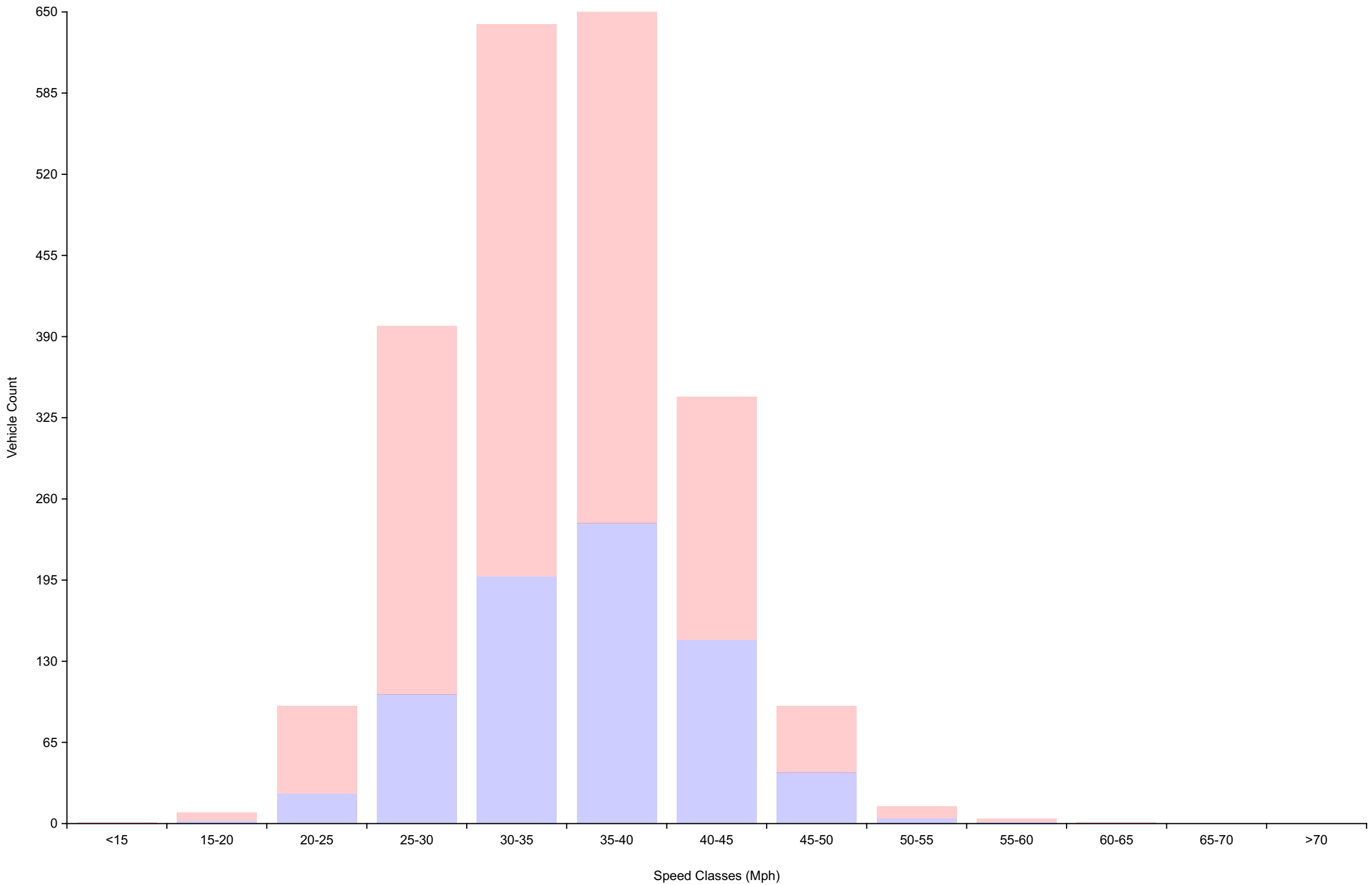
# Vehicle Counts By Hour

Daily Overview for Wed Aug 23 2023  
(60 Minute Resolution)



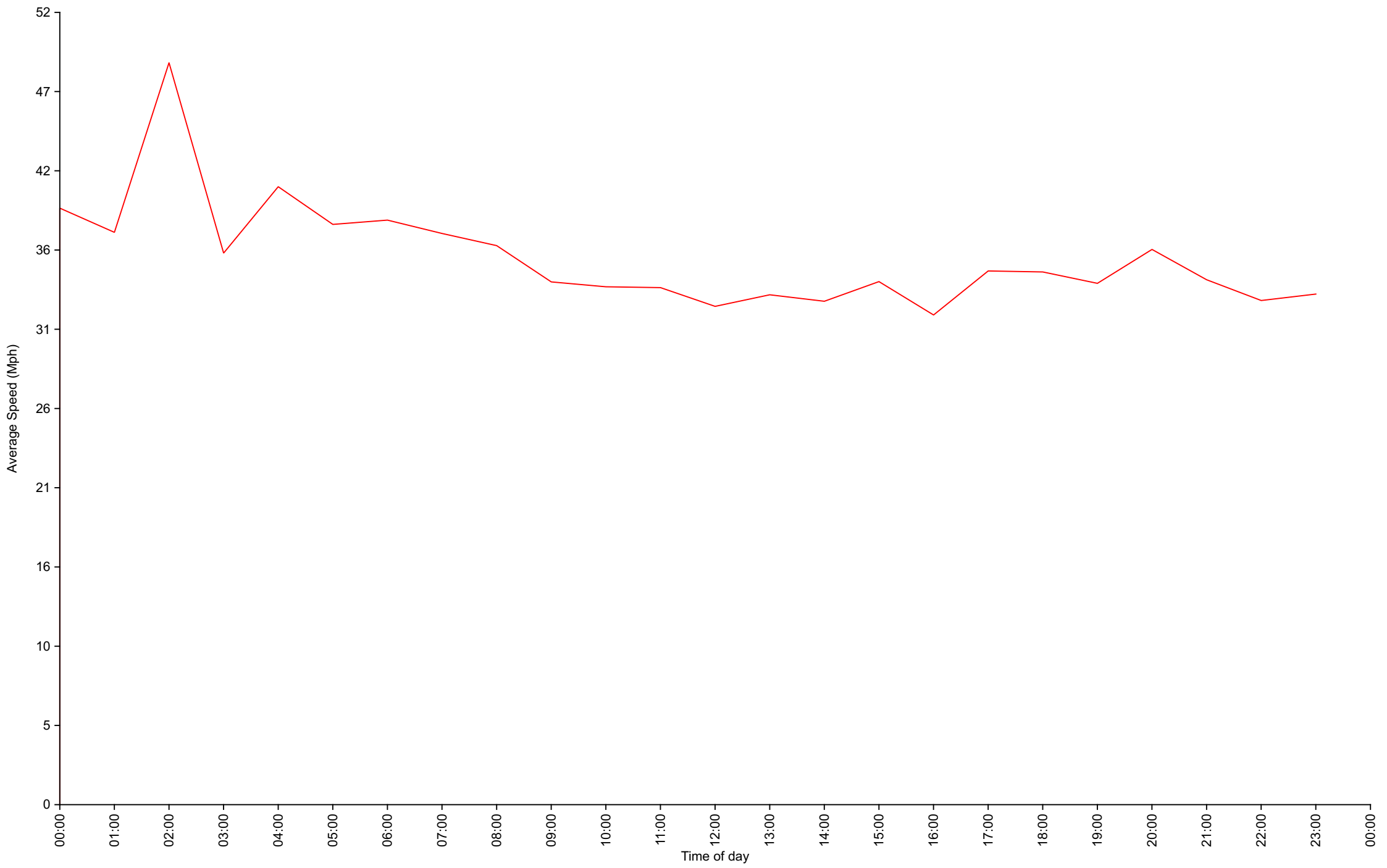
# Vehicle Counts By Speed Class

## Daily Overview for Wed Aug 23 2023



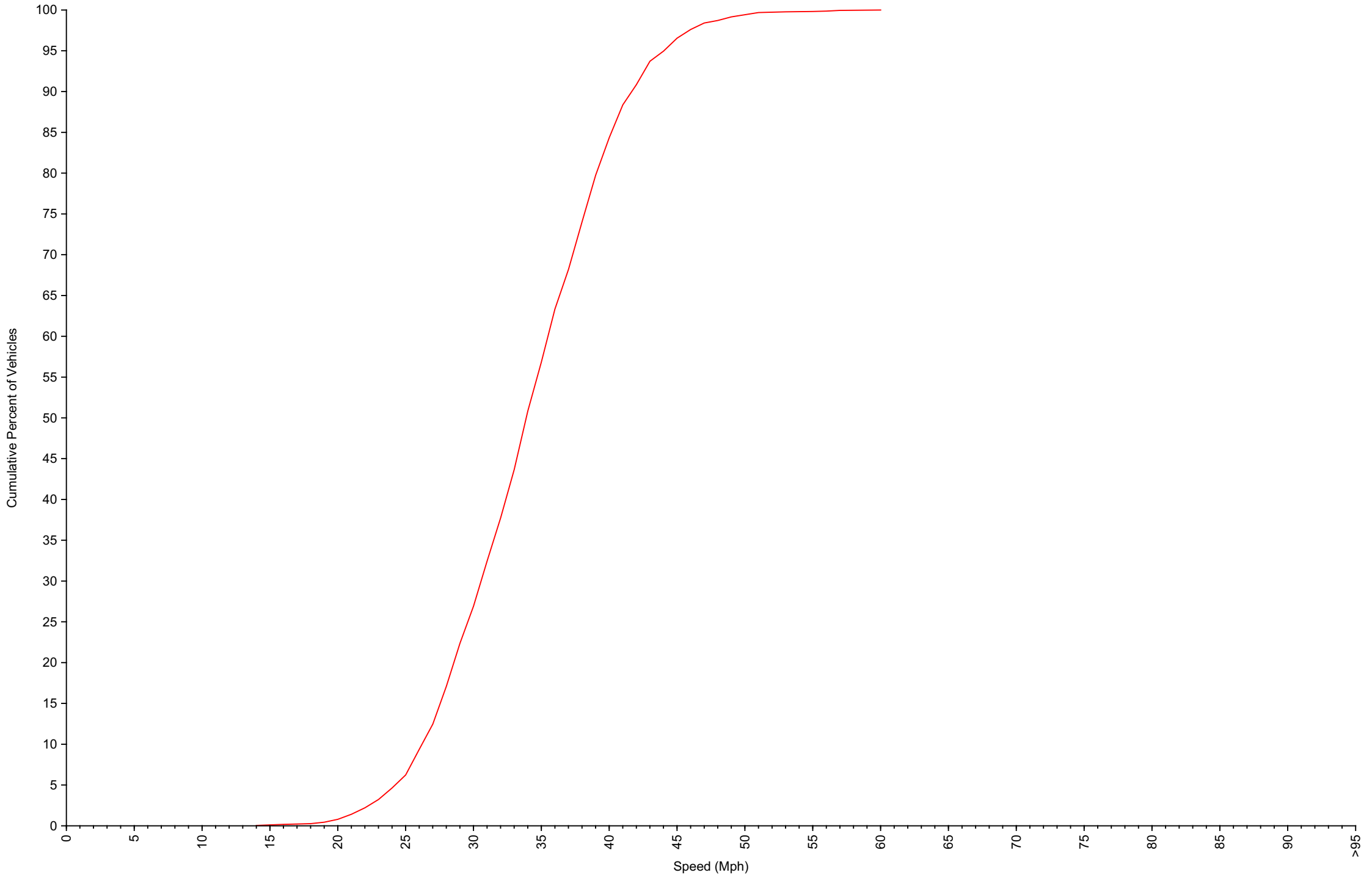


Average Speed By Hour  
Daily Overview for Wed Aug 23 2023  
(60 Minute Resolution)



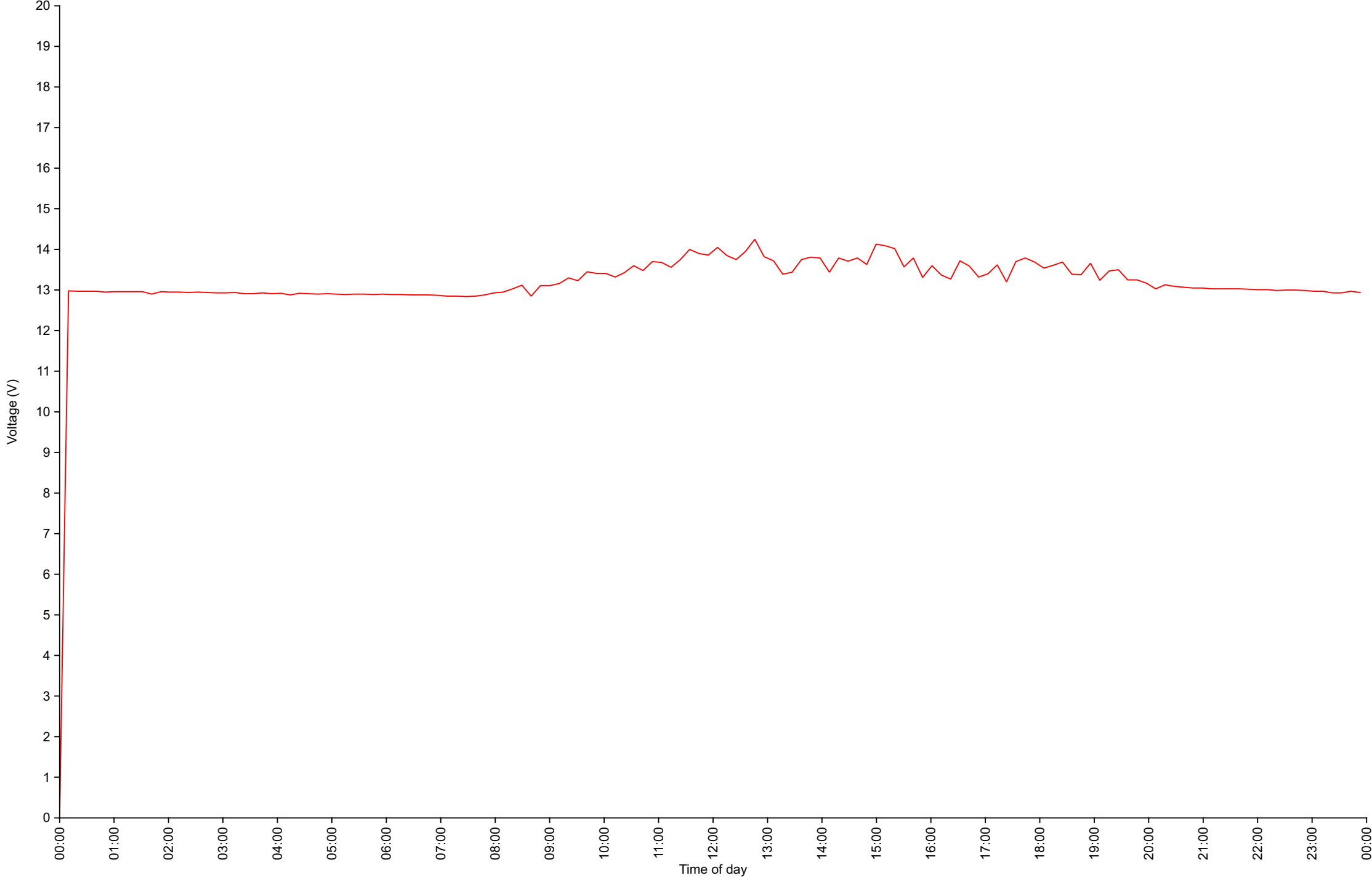
# Cumulative Speed Distribution Curve

## Daily Overview for Wed Aug 23 2023



# Voltage

## Daily Overview for Wed Aug 23 2023



# Traffic Report

Daily Overview for Thu Aug 24 2023

Vehicle Speed Classes (Mph)

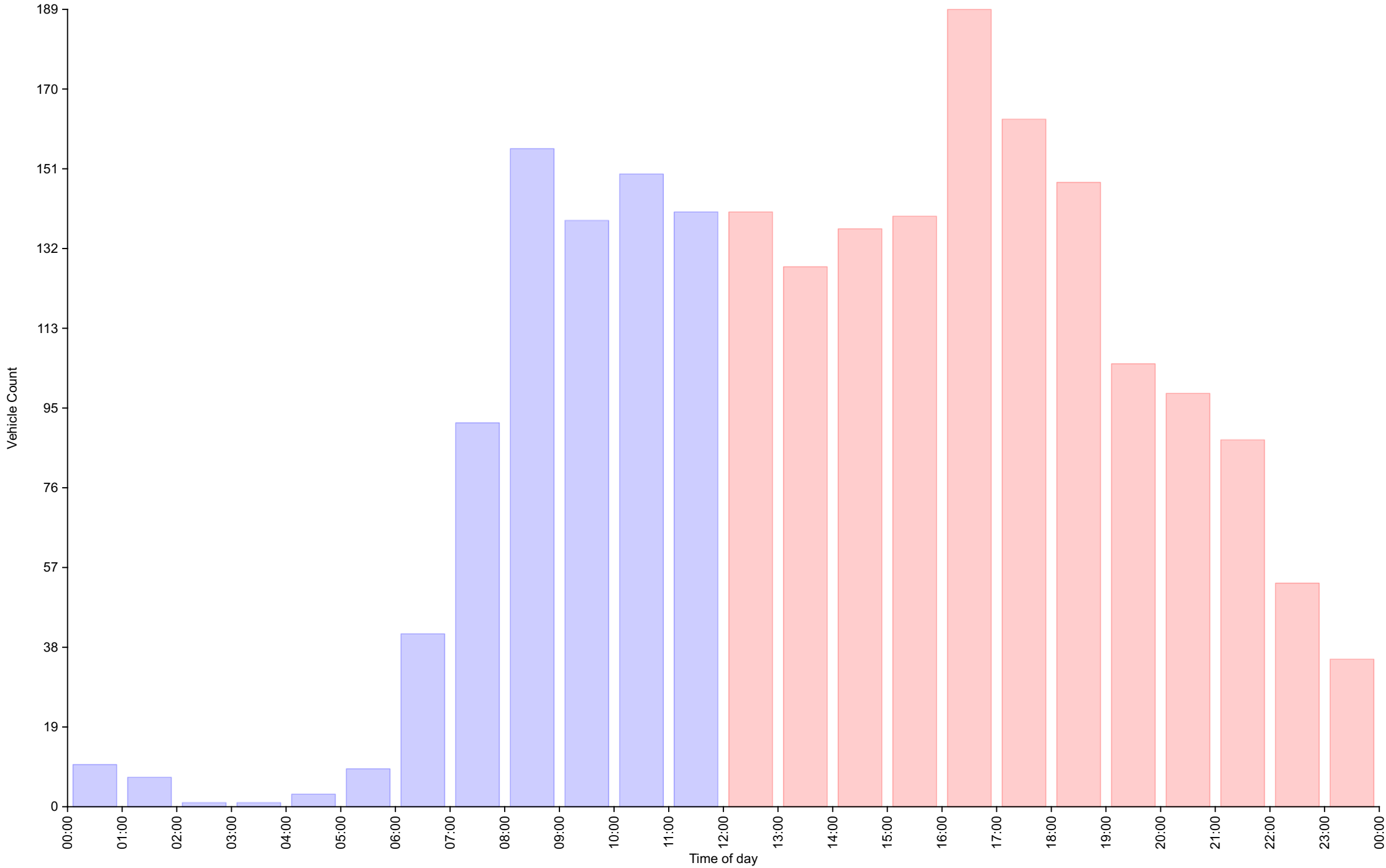
|          | <15   | 15<br>20 | 20<br>25  | 25<br>30  | 30<br>35      | 35<br>40  | 40<br>45  | 45<br>50 | 50<br>55 | 55<br>60 | 60<br>65 | 65<br>70 | >70   | Total      | 85th<br>Percentile |
|----------|-------|----------|-----------|-----------|---------------|-----------|-----------|----------|----------|----------|----------|----------|-------|------------|--------------------|
| 00:00    | 0     | 0        | 0         | 3         | 5             | 2         | 0         | 0        | 0        | 0        | 0        | 0        | 0     | 10         | 34.5               |
| 01:00    | 0     | 0        | 0         | 3         | 2             | 0         | 0         | 2        | 0        | 0        | 0        | 0        | 0     | 7          | <b>45.4</b>        |
| 02:00    | 0     | 0        | 0         | 0         | 0             | 1         | 0         | 0        | 0        | 0        | 0        | 0        | 0     | 1          | 37.3               |
| 03:00    | 0     | 0        | 0         | 0         | 0             | 1         | 0         | 0        | 0        | 0        | 0        | 0        | 0     | 1          | 38.8               |
| 04:00    | 0     | 0        | 0         | 1         | 1             | 0         | 0         | 1        | 0        | 0        | 0        | 0        | 0     | 3          | 40.6               |
| 05:00    | 0     | 0        | 0         | 1         | 2             | 0         | 4         | 1        | 1        | 0        | 0        | 0        | 0     | 9          | 44.0               |
| 06:00    | 0     | 0        | 0         | 2         | 9             | 19        | 8         | 3        | 0        | 0        | 0        | 0        | 0     | 41         | 40.5               |
| 07:00    | 0     | 1        | 3         | 15        | 26            | 24        | 15        | 5        | <b>2</b> | 0        | 0        | 0        | 0     | 91         | 41.5               |
| 08:00    | 0     | 1        | 4         | 21        | <b>46</b>     | <b>45</b> | <b>30</b> | 6        | 2        | <b>1</b> | 0        | 0        | 0     | <b>156</b> | 41.1               |
| 09:00    | 0     | <b>3</b> | <b>8</b>  | <b>35</b> | 36            | 31        | 19        | 6        | 1        | 0        | 0        | 0        | 0     | 139        | 39.7               |
| 10:00    | 0     | 0        | 5         | 33        | 37            | 40        | 27        | <b>7</b> | 1        | 0        | 0        | 0        | 0     | 150        | 40.8               |
| 11:00    | 0     | 1        | 5         | 28        | 42            | 40        | 20        | 5        | 0        | 0        | 0        | 0        | 0     | 141        | 39.5               |
| 12:00    | 0     | 1        | 10        | 38        | 36            | 37        | 13        | 5        | 1        | 0        | 0        | 0        | 0     | 141        | 38.6               |
| 13:00    | 0     | 1        | 4         | 25        | 46            | 30        | 19        | 3        | 0        | 0        | 0        | 0        | 0     | 128        | 39.9               |
| 14:00    | 0     | <b>2</b> | <b>16</b> | 42        | 38            | 22        | 16        | 1        | 0        | 0        | 0        | 0        | 0     | 137        | 38.1               |
| 15:00    | 0     | 0        | 9         | 28        | 47            | 37        | 13        | 4        | 1        | <b>1</b> | 0        | 0        | 0     | 140        | 38.8               |
| 16:00    | 0     | 0        | 11        | <b>43</b> | <b>52</b>     | <b>49</b> | 22        | <b>9</b> | <b>2</b> | 1        | 0        | 0        | 0     | <b>189</b> | 40.4               |
| 17:00    | 0     | 0        | 9         | 27        | 47            | 47        | <b>26</b> | 5        | 2        | 0        | 0        | 0        | 0     | 163        | 40.2               |
| 18:00    | 0     | 0        | 3         | 33        | 48            | 38        | 20        | 4        | 2        | 0        | 0        | 0        | 0     | 148        | 39.8               |
| 19:00    | 0     | 0        | 6         | 10        | 33            | 26        | 21        | 9        | 0        | 0        | 0        | 0        | 0     | 105        | 42.4               |
| 20:00    | 0     | 1        | 2         | 21        | 19            | 23        | 23        | 7        | 1        | 0        | <b>1</b> | 0        | 0     | 98         | <b>42.6</b>        |
| 21:00    | 0     | 0        | 5         | 17        | 24            | 25        | 12        | 2        | 1        | 0        | 1        | 0        | 0     | 87         | 39.5               |
| 22:00    | 0     | 0        | 0         | 7         | 20            | 11        | 11        | 3        | 1        | 0        | 0        | 0        | 0     | 53         | 41.1               |
| 23:00    | 0     | 0        | 1         | 7         | 8             | 12        | 4         | 3        | 0        | 0        | 0        | 0        | 0     | 35         | 39.9               |
| AM Total | 0     | 6        | 25        | 142       | <b>206</b>    | 203       | 123       | 36       | 7        | 1        | 0        | 0        | 0     |            |                    |
| PM Total | 0     | 5        | 76        | 298       | <b>418</b>    | 357       | 200       | 55       | 11       | 2        | 2        | 0        | 0     |            |                    |
| Total    | 0     | 11       | 101       | 440       | <b>624</b>    | 560       | 323       | 91       | 18       | 3        | 2        | 0        | 0     |            |                    |
| Percent  | 0.00% | 0.51%    | 4.65%     | 20.25%    | <b>28.72%</b> | 25.77%    | 14.86%    | 4.19%    | 0.83%    | 0.14%    | 0.09%    | 0.00%    | 0.00% |            |                    |

Total Vehicles : 2173  
 30th Percentile : 30.1 MPH  
 50th Percentile : 33.4 MPH  
 85th Percentile : 40.4 MPH  
 95th Percentile : 44.1 MPH  
 Average Speed : 34.2 MPH  
 Highest Speed : 61.7 MPH

# Vehicle Counts By Hour

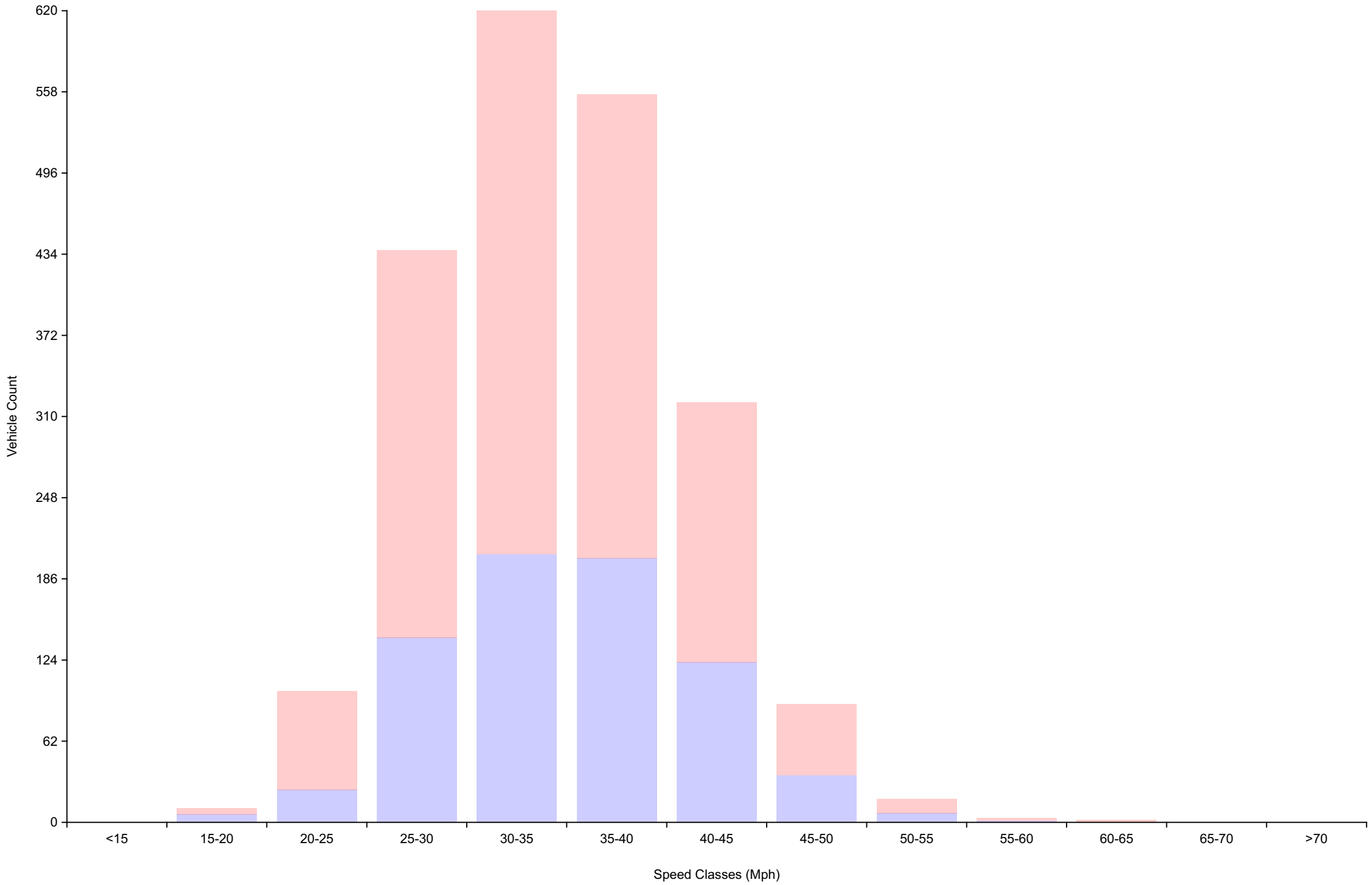
## Daily Overview for Thu Aug 24 2023

(60 Minute Resolution)



# Vehicle Counts By Speed Class

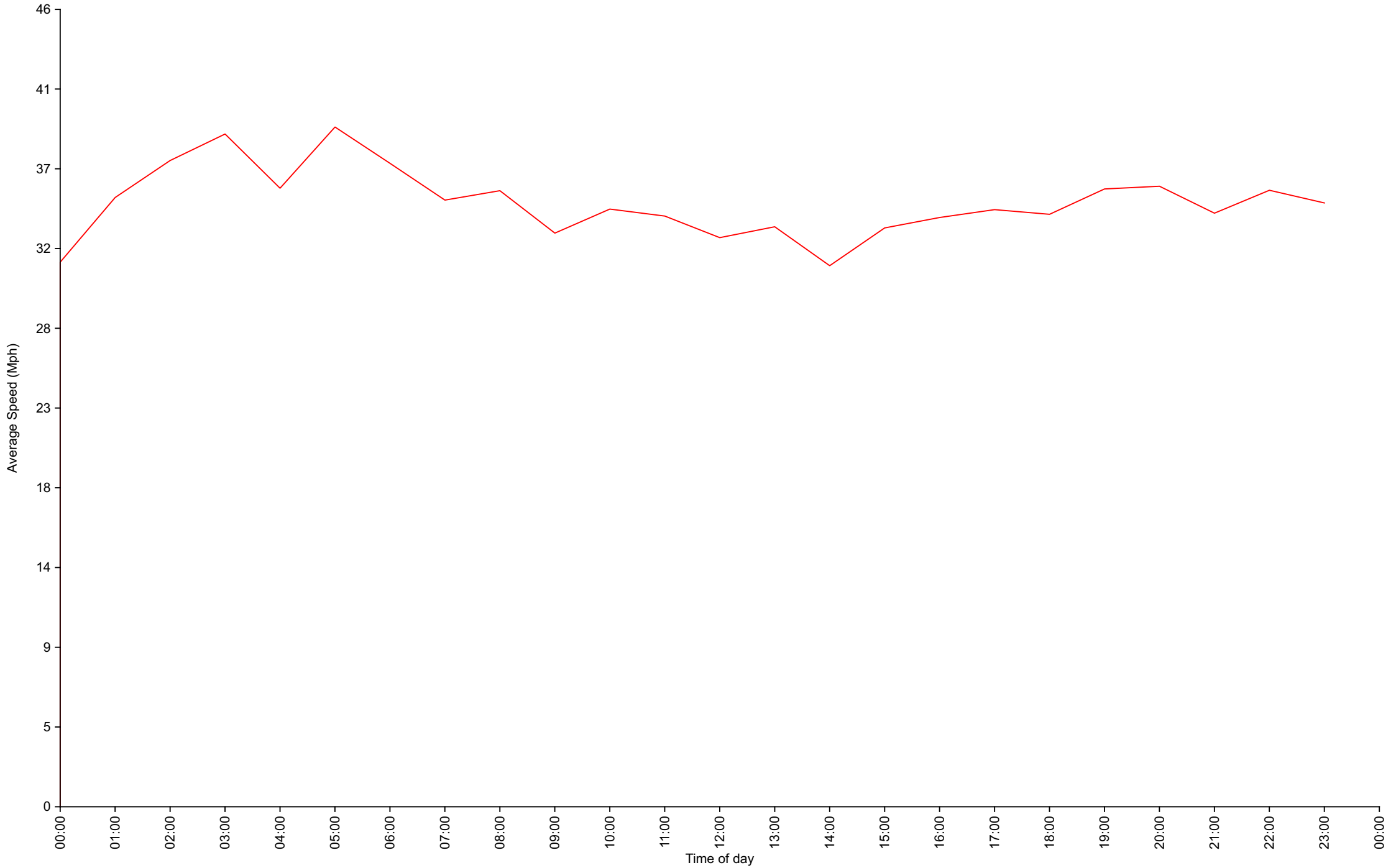
## Daily Overview for Thu Aug 24 2023



# Average Speed By Hour

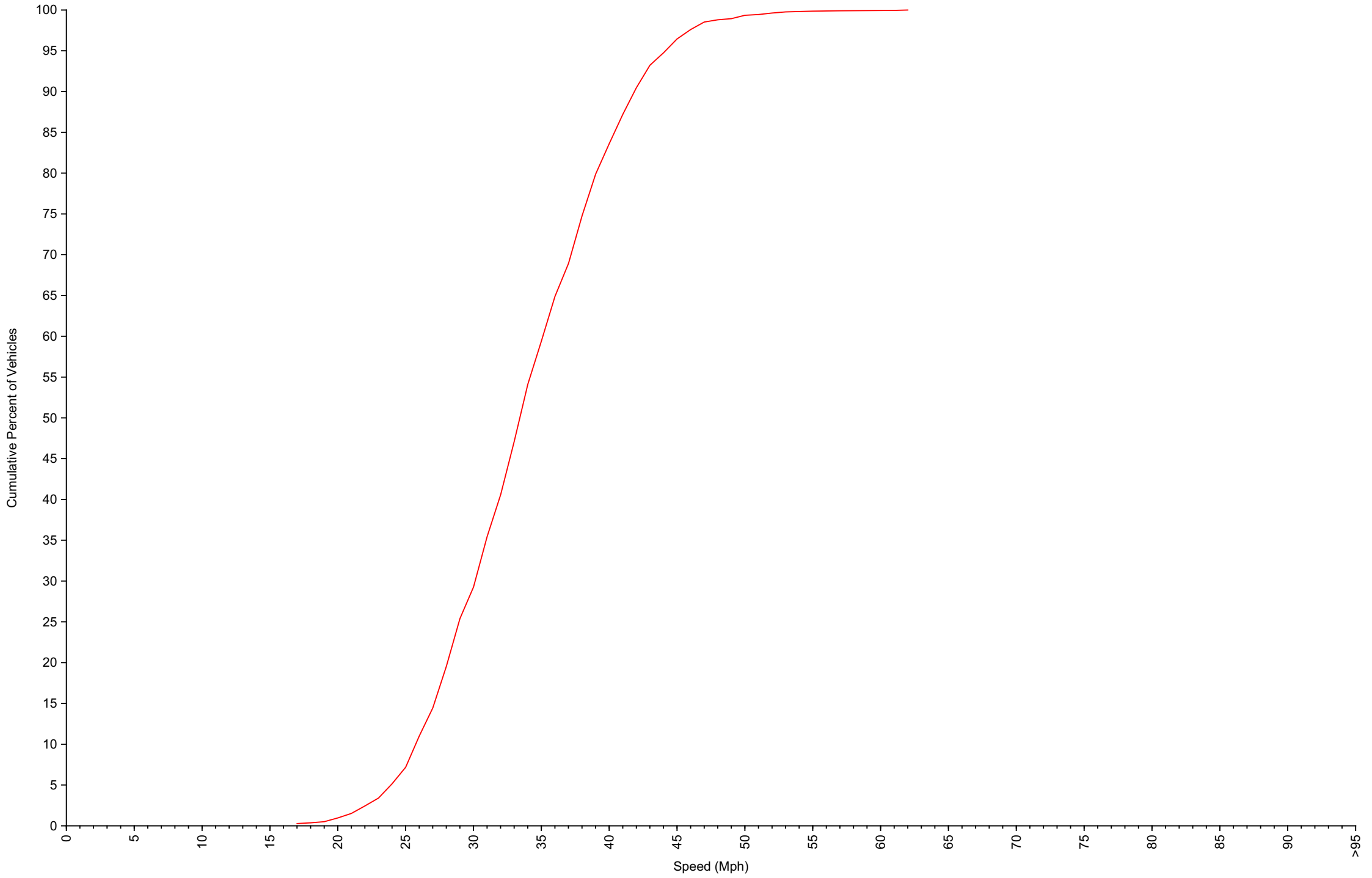
## Daily Overview for Thu Aug 24 2023

(60 Minute Resolution)



# Cumulative Speed Distribution Curve

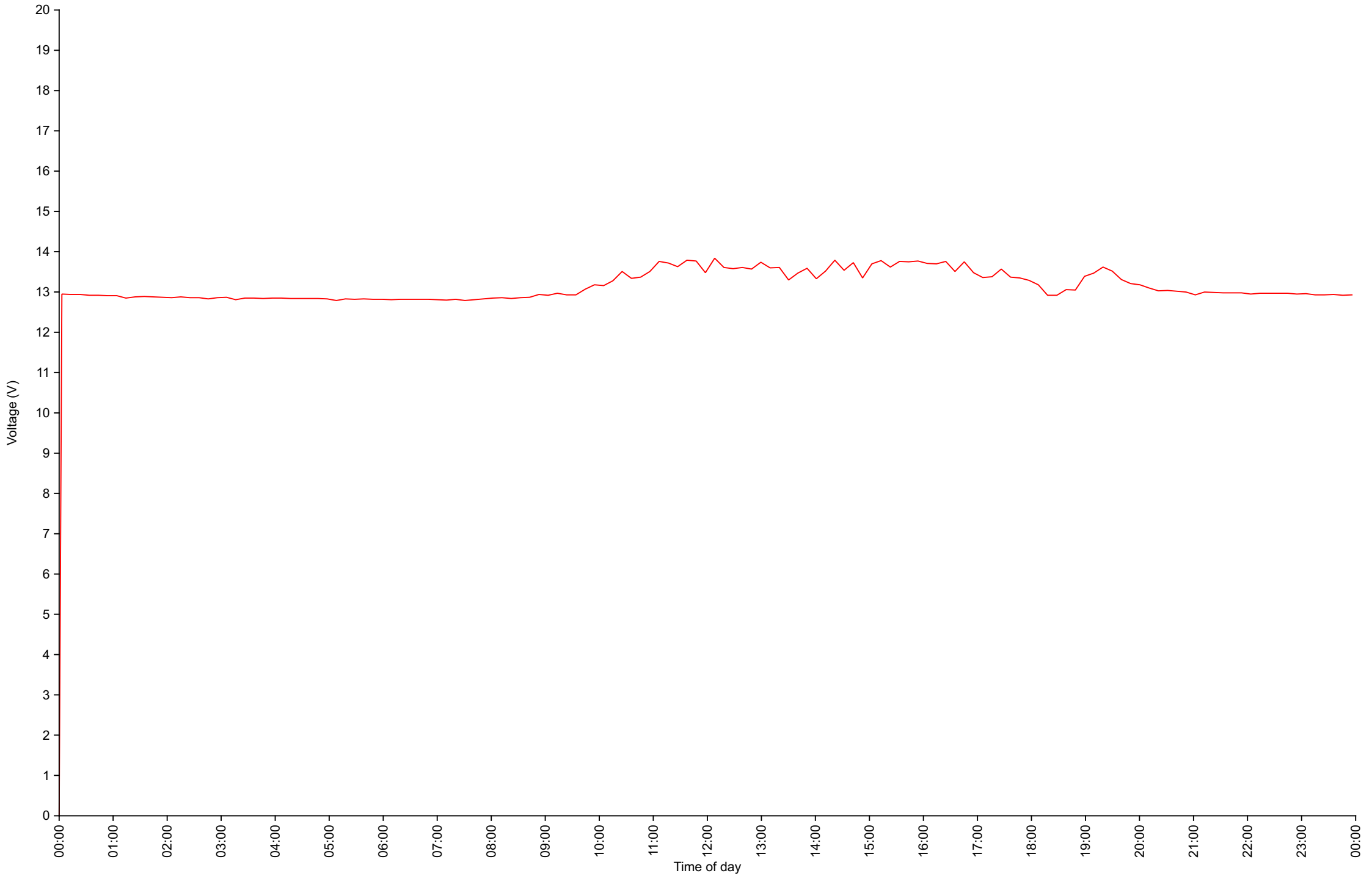
## Daily Overview for Thu Aug 24 2023





# Voltage

## Daily Overview for Thu Aug 24 2023



# Traffic Report

Daily Overview for Fri Aug 25 2023

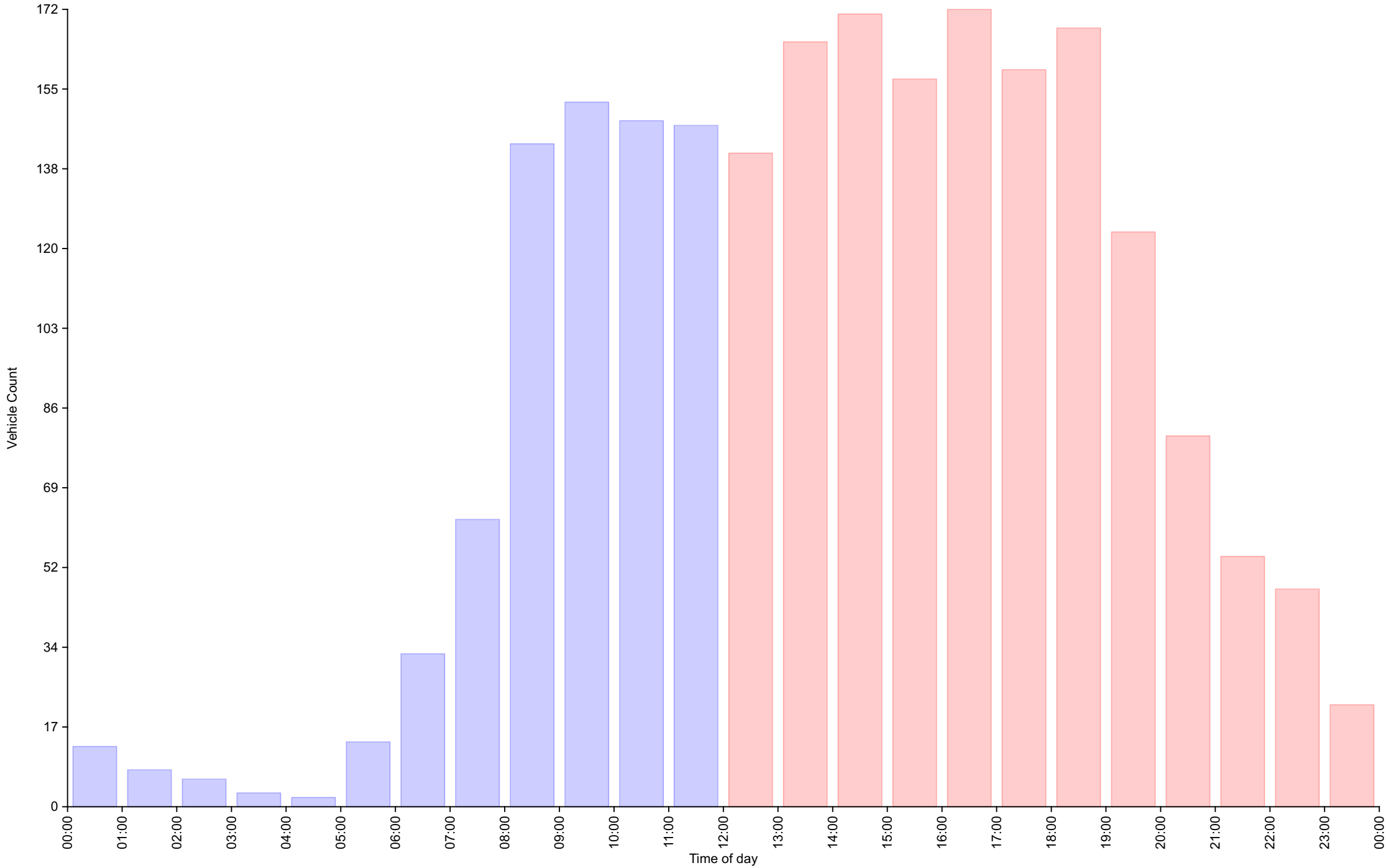
Vehicle Speed Classes (Mph)

|          | <15      | 15<br>20 | 20<br>25 | 25<br>30  | 30<br>35   | 35<br>40      | 40<br>45  | 45<br>50  | 50<br>55 | 55<br>60 | 60<br>65 | 65<br>70 | >70   | Total      | 85th<br>Percentile |
|----------|----------|----------|----------|-----------|------------|---------------|-----------|-----------|----------|----------|----------|----------|-------|------------|--------------------|
| 00:00    | 0        | 0        | 0        | 0         | 5          | 5             | 2         | 0         | 1        | 0        | 0        | 0        | 0     | 13         | 40.0               |
| 01:00    | 0        | 0        | 0        | 0         | 2          | 2             | 2         | 0         | 2        | 0        | 0        | 0        | 0     | 8          | 45.8               |
| 02:00    | 0        | 0        | 1        | 1         | 2          | 2             | 0         | 0         | 0        | 0        | 0        | 0        | 0     | 6          | 37.1               |
| 03:00    | 0        | 0        | 0        | 0         | 1          | 0             | 2         | 0         | 0        | 0        | 0        | 0        | 0     | 3          | 39.2               |
| 04:00    | 0        | 0        | 0        | 0         | 0          | 0             | 1         | 1         | 0        | 0        | 0        | 0        | 0     | 2          | 45.6               |
| 05:00    | 0        | 0        | 0        | 3         | 2          | 4             | 1         | 3         | 1        | 0        | 0        | 0        | 0     | 14         | <b>46.9</b>        |
| 06:00    | 0        | 0        | 0        | 3         | 7          | 10            | 8         | 1         | 1        | <b>3</b> | 0        | 0        | 0     | 33         | 43.2               |
| 07:00    | 0        | 0        | 0        | 6         | 7          | 20            | 20        | 4         | <b>4</b> | 1        | 0        | 0        | 0     | 62         | 43.9               |
| 08:00    | 0        | 0        | 1        | 8         | 33         | <b>58</b>     | 31        | <b>10</b> | 2        | 0        | 0        | 0        | 0     | 143        | 42.4               |
| 09:00    | 0        | 0        | <b>4</b> | <b>31</b> | <b>39</b>  | 42            | 26        | 7         | 3        | 0        | 0        | 0        | 0     | <b>152</b> | 41.3               |
| 10:00    | <b>1</b> | 0        | 1        | 27        | 39         | 42            | <b>32</b> | 5         | 1        | 0        | 0        | 0        | 0     | 148        | 41.4               |
| 11:00    | 0        | <b>2</b> | 3        | 29        | 39         | 52            | 18        | 4         | 0        | 0        | 0        | 0        | 0     | 147        | 39.0               |
| 12:00    | 0        | 0        | <b>7</b> | 34        | 45         | 26            | 25        | 4         | 0        | 0        | 0        | 0        | 0     | 141        | 40.7               |
| 13:00    | 0        | 0        | 5        | 34        | 52         | <b>52</b>     | 18        | 3         | 0        | <b>1</b> | 0        | 0        | 0     | 165        | 38.8               |
| 14:00    | 0        | 0        | 5        | 35        | <b>59</b>  | 45            | 26        | 1         | 0        | 0        | 0        | 0        | 0     | 171        | 39.3               |
| 15:00    | 0        | 0        | 5        | 22        | 46         | 44            | 27        | <b>11</b> | 1        | 1        | 0        | 0        | 0     | 157        | 41.3               |
| 16:00    | 0        | 0        | 6        | 36        | 59         | 43            | 21        | 7         | 0        | 0        | 0        | 0        | 0     | <b>172</b> | 39.2               |
| 17:00    | 0        | 0        | 7        | 28        | 36         | 43            | <b>35</b> | 8         | 1        | 1        | 0        | 0        | 0     | 159        | <b>42.0</b>        |
| 18:00    | 0        | 0        | 2        | <b>39</b> | 47         | 46            | 29        | 4         | 1        | 0        | 0        | 0        | 0     | 168        | 40.2               |
| 19:00    | 0        | 0        | 0        | 18        | 33         | 39            | 25        | 8         | 0        | 1        | 0        | 0        | 0     | 124        | 41.5               |
| 20:00    | 0        | 0        | 0        | 9         | 17         | 31            | 18        | 3         | <b>2</b> | 0        | 0        | 0        | 0     | 80         | 41.6               |
| 21:00    | 0        | 0        | 5        | 8         | 7          | 21            | 8         | 4         | 1        | 0        | 0        | 0        | 0     | 54         | 41.5               |
| 22:00    | 0        | 0        | 2        | 8         | 15         | 12            | 7         | 1         | 2        | 0        | 0        | 0        | 0     | 47         | 40.0               |
| 23:00    | 0        | 0        | 0        | 3         | 10         | 5             | 3         | 0         | 1        | 0        | 0        | 0        | 0     | 22         | 39.5               |
| AM Total | 1        | 2        | 10       | 108       | 176        | <b>237</b>    | 143       | 35        | 15       | 4        | 0        | 0        | 0     |            |                    |
| PM Total | 0        | 0        | 44       | 274       | <b>426</b> | 407           | 242       | 54        | 9        | 4        | 0        | 0        | 0     |            |                    |
| Total    | 1        | 2        | 54       | 382       | 602        | <b>644</b>    | 385       | 89        | 24       | 8        | 0        | 0        | 0     |            |                    |
| Percent  | 0.05%    | 0.09%    | 2.46%    | 17.43%    | 27.48%     | <b>29.39%</b> | 17.57%    | 4.06%     | 1.10%    | 0.37%    | 0.00%    | 0.00%    | 0.00% |            |                    |

Total Vehicles : 2191  
 30th Percentile : 31.0 MPH  
 50th Percentile : 34.4 MPH  
 85th Percentile : 41.0 MPH  
 95th Percentile : 44.3 MPH  
 Average Speed : 35.1 MPH  
 Highest Speed : 58.0 MPH

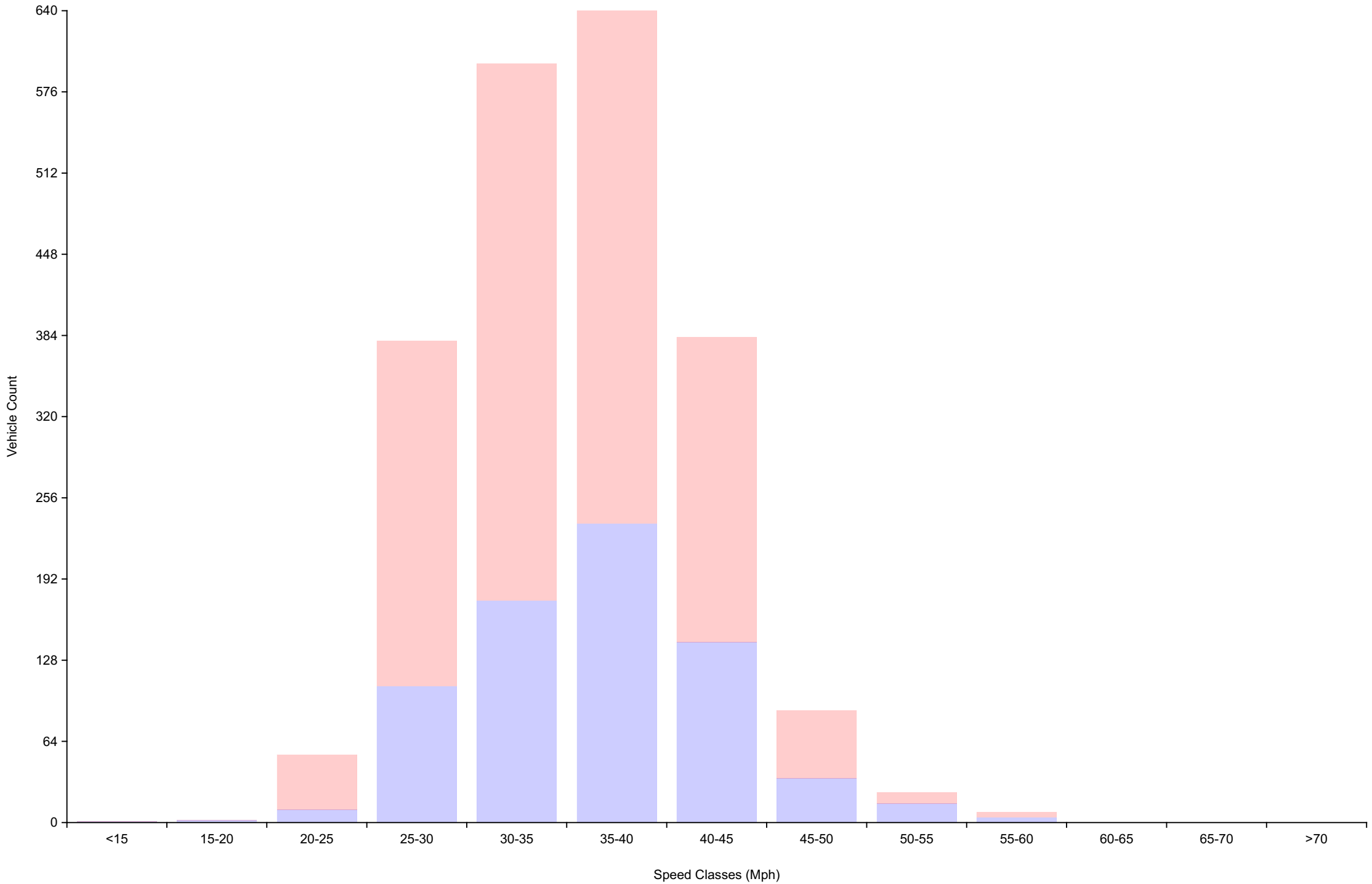
# Vehicle Counts By Hour

Daily Overview for Fri Aug 25 2023  
(60 Minute Resolution)



# Vehicle Counts By Speed Class

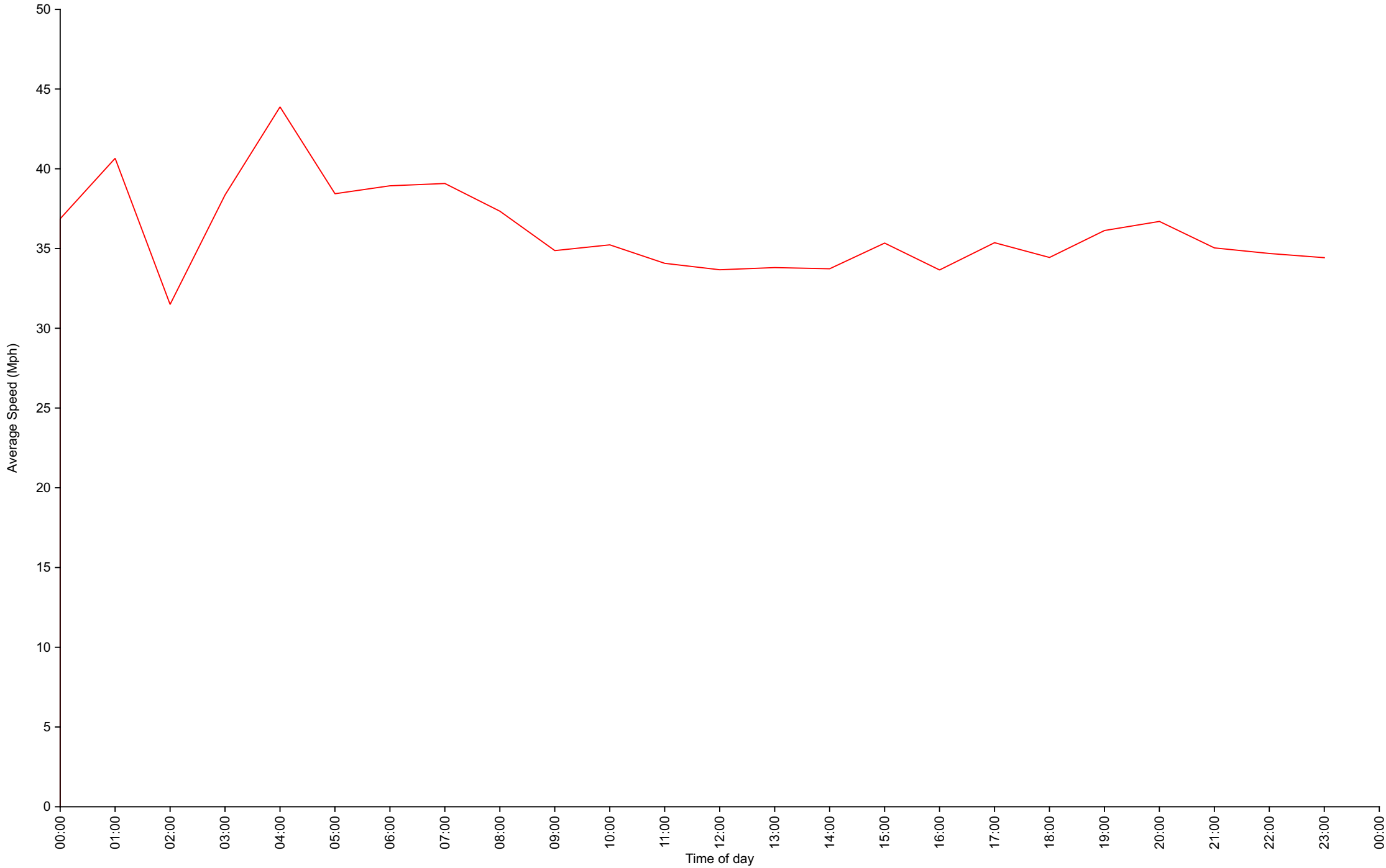
## Daily Overview for Fri Aug 25 2023



# Average Speed By Hour

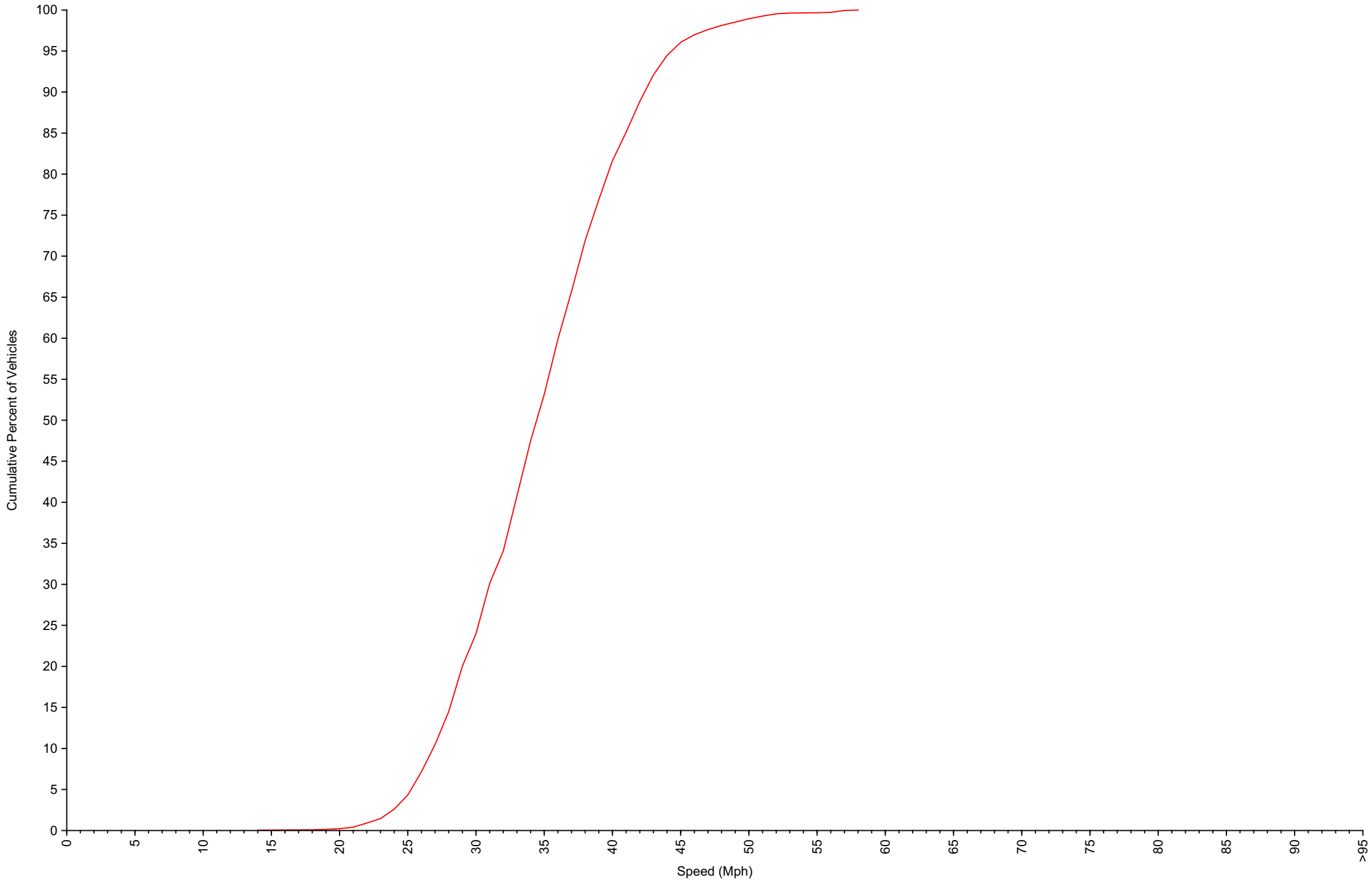
## Daily Overview for Fri Aug 25 2023

(60 Minute Resolution)



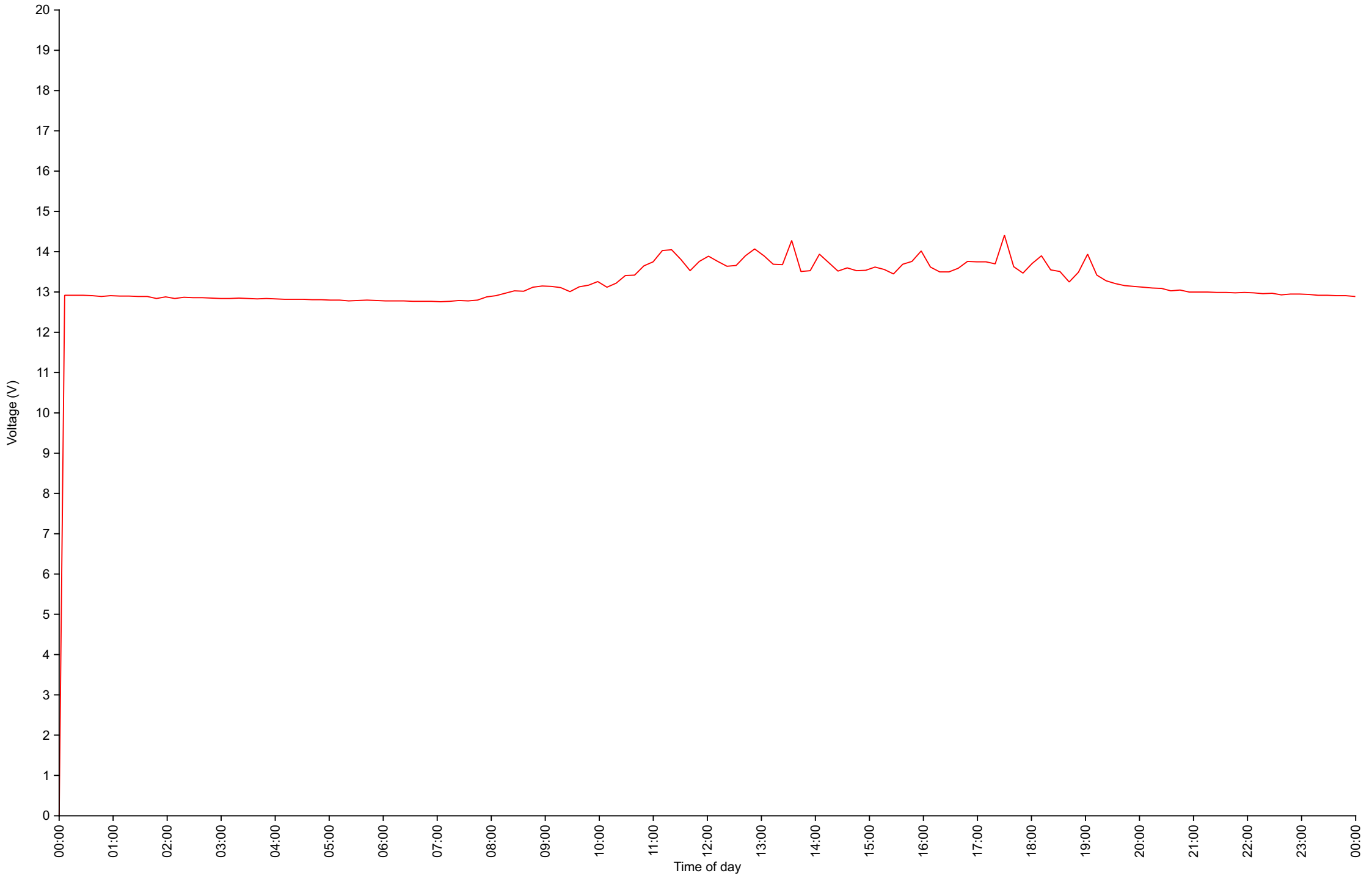
# Cumulative Speed Distribution Curve

## Daily Overview for Fri Aug 25 2023



# Voltage

## Daily Overview for Fri Aug 25 2023



# Traffic Report

Daily Overview for Sat Aug 26 2023

Vehicle Speed Classes (Mph)

|          | <15      | 15<br>20 | 20<br>25 | 25<br>30  | 30<br>35  | 35<br>40   | 40<br>45  | 45<br>50  | 50<br>55 | 55<br>60 | 60<br>65 | 65<br>70 | >70 | Total      | 85th<br>Percentile |
|----------|----------|----------|----------|-----------|-----------|------------|-----------|-----------|----------|----------|----------|----------|-----|------------|--------------------|
| 00:00    | 0        | 0        | 0        | 2         | 2         | 4          | 3         | 0         | 1        | 0        | 0        | 0        | 0   | 12         | 40.8               |
| 01:00    | 0        | 0        | 0        | 2         | 1         | 2          | 2         | 2         | 0        | 0        | 0        | 0        | 0   | 9          | 43.6               |
| 02:00    | 0        | 0        | 0        | 1         | 0         | 2          | 1         | 0         | 0        | 0        | 0        | 0        | 0   | 4          | 39.6               |
| 03:00    | 0        | 0        | 0        | 2         | 0         | 2          | 0         | 0         | 0        | 0        | 0        | 0        | 0   | 4          | 33.2               |
| 04:00    | 0        | 0        | 0        | 1         | 0         | 0          | 1         | 0         | 0        | 0        | 0        | 0        | 0   | 2          | 37.2               |
| 05:00    | 0        | 0        | 0        | 1         | 1         | 0          | 2         | 1         | 0        | 0        | 0        | 0        | 0   | 5          | 42.5               |
| 06:00    | 0        | 0        | 0        | 1         | 2         | 5          | 4         | 1         | 1        | 0        | 0        | 0        | 0   | 14         | <b>43.8</b>        |
| 07:00    | 0        | 0        | 0        | 1         | 9         | 13         | 15        | 4         | 0        | 0        | 0        | 0        | 0   | 42         | 42.9               |
| 08:00    | 0        | 0        | 0        | 5         | 10        | 30         | 24        | 5         | 0        | 0        | 0        | 0        | 0   | 74         | 42.0               |
| 09:00    | 0        | 0        | 1        | 14        | 23        | 34         | 27        | 3         | <b>3</b> | 0        | 0        | 0        | 0   | 105        | 42.1               |
| 10:00    | 0        | 0        | <b>4</b> | 18        | 28        | 34         | <b>29</b> | <b>7</b>  | 0        | <b>1</b> | 0        | 0        | 0   | 121        | 41.5               |
| 11:00    | 0        | 0        | 4        | <b>26</b> | <b>47</b> | <b>48</b>  | 16        | 3         | 0        | 1        | 0        | 0        | 0   | <b>145</b> | 38.8               |
| 12:00    | 0        | 0        | 2        | <b>21</b> | 41        | <b>46</b>  | 15        | 6         | 0        | 0        | 0        | 0        | 0   | 131        | 39.3               |
| 13:00    | 0        | 0        | 1        | 13        | 32        | 46         | 31        | 3         | 0        | 0        | 0        | 0        | 0   | 126        | 39.9               |
| 14:00    | <b>1</b> | 0        | <b>5</b> | 16        | 34        | 43         | <b>32</b> | 6         | <b>2</b> | 0        | 0        | 0        | 0   | <b>139</b> | 41.4               |
| 15:00    | 0        | 0        | 1        | 16        | 29        | 32         | 13        | 1         | 1        | 0        | 0        | 0        | 0   | 93         | 39.5               |
| 16:00    | 0        | 0        | 5        | 16        | 41        | 31         | 11        | 2         | 0        | 0        | 0        | 0        | 0   | 106        | 38.0               |
| 17:00    | 0        | 0        | 1        | 19        | 34        | 30         | 14        | 2         | 2        | 0        | 0        | 0        | 0   | 102        | 39.4               |
| 18:00    | 0        | 0        | 0        | 14        | <b>43</b> | 36         | 16        | <b>11</b> | 0        | 0        | 0        | 0        | 0   | 120        | 41.3               |
| 19:00    | 0        | 0        | 0        | 6         | 20        | 26         | 19        | 9         | 1        | 0        | <b>1</b> | 0        | 0   | 82         | <b>43.6</b>        |
| 20:00    | 0        | 0        | 0        | 9         | 16        | 22         | 18        | 7         | 2        | 0        | 0        | 0        | 0   | 74         | 42.9               |
| 21:00    | 0        | 0        | 0        | 6         | 14        | 12         | 4         | 4         | 0        | <b>1</b> | 0        | 0        | 0   | 41         | 41.6               |
| 22:00    | 0        | 0        | 2        | 13        | 12        | 10         | 4         | 1         | 2        | 0        | 0        | 0        | 0   | 44         | 38.6               |
| 23:00    | 0        | 0        | 1        | 8         | 8         | 6          | 6         | 2         | 0        | 0        | 0        | 0        | 0   | 31         | 40.7               |
| AM Total | 0        | 0        | 9        | 74        | 123       | <b>174</b> | 124       | 26        | 5        | 2        | 0        | 0        | 0   |            |                    |
| PM Total | 1        | 0        | 18       | 157       | 324       | <b>340</b> | 183       | 54        | 10       | 1        | 1        | 0        | 0   |            |                    |

|         |       |       |       |        |        |               |        |       |       |       |       |       |       |  |  |
|---------|-------|-------|-------|--------|--------|---------------|--------|-------|-------|-------|-------|-------|-------|--|--|
| Total   | 1     | 0     | 27    | 231    | 447    | <b>514</b>    | 307    | 80    | 15    | 3     | 1     | 0     | 0     |  |  |
| Percent | 0.06% | 0.00% | 1.66% | 14.21% | 27.49% | <b>31.61%</b> | 18.88% | 4.92% | 0.92% | 0.18% | 0.06% | 0.00% | 0.00% |  |  |

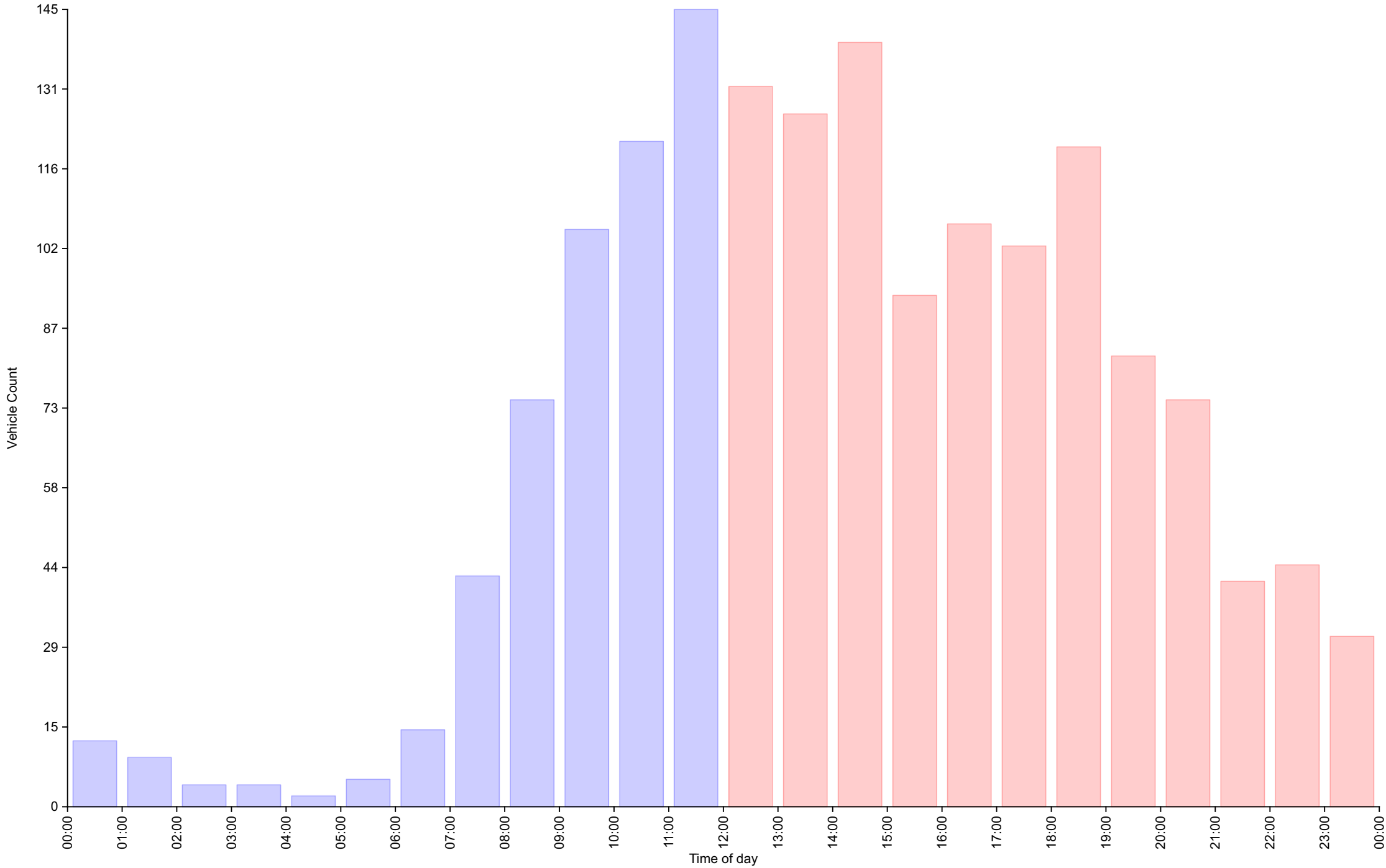
Total Vehicles : 1626  
 30th Percentile : 32.0 MPH  
 50th Percentile : 35.1 MPH  
 85th Percentile : 41.0 MPH  
 95th Percentile : 44.6 MPH  
 Average Speed : 35.6 MPH  
 Highest Speed : 62.1 MPH



# Vehicle Counts By Hour

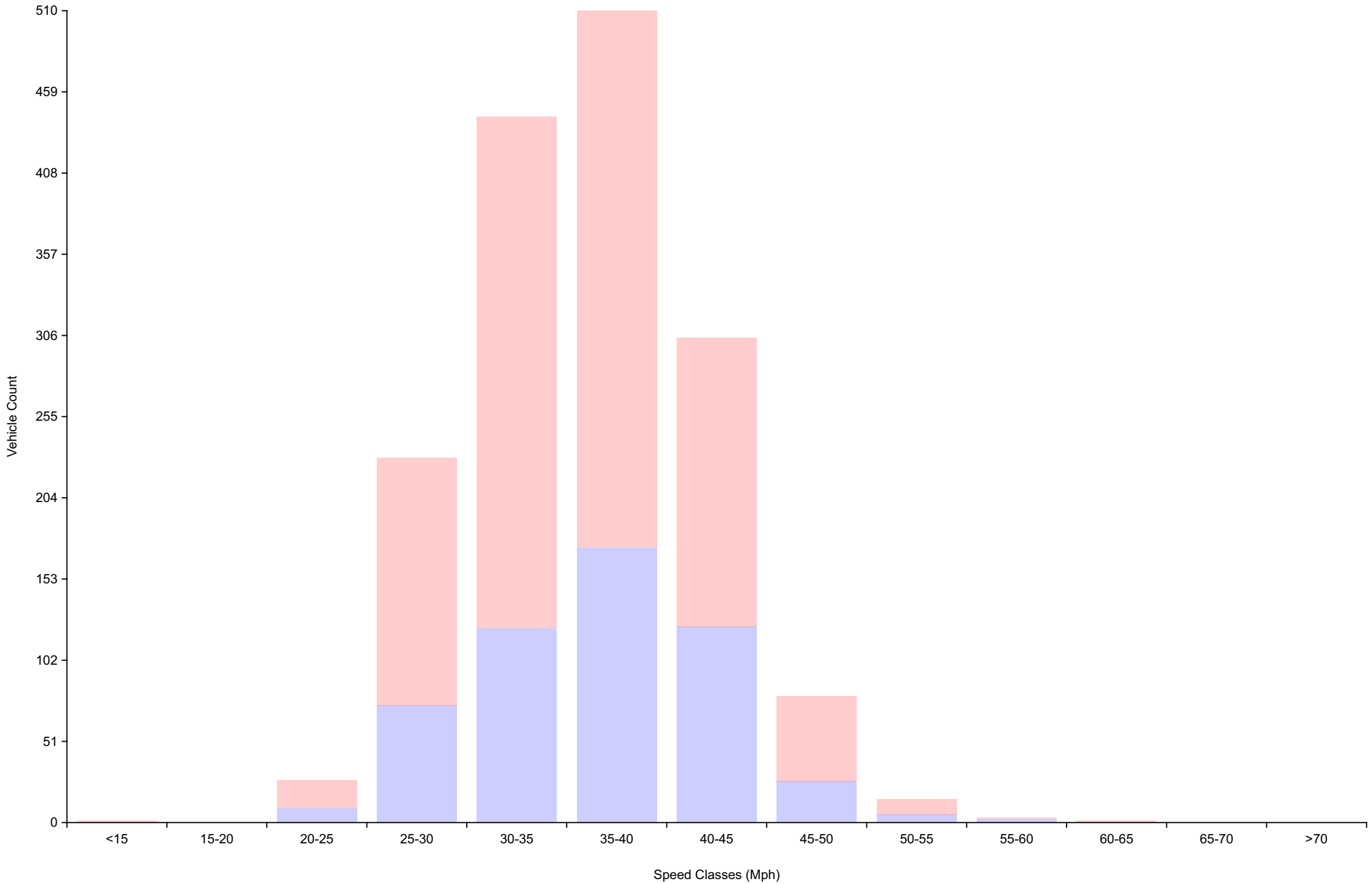
## Daily Overview for Sat Aug 26 2023

(60 Minute Resolution)

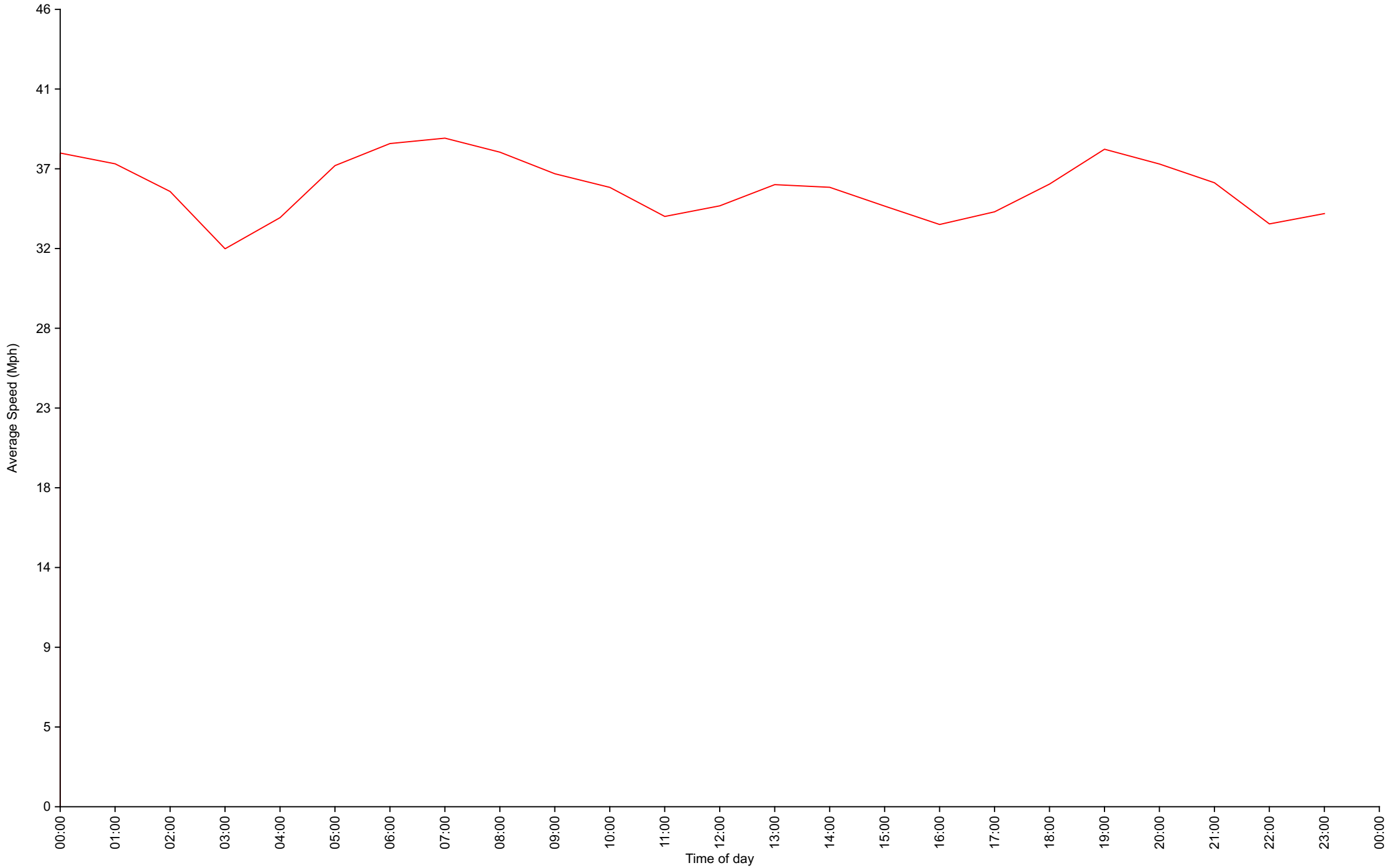


# Vehicle Counts By Speed Class

## Daily Overview for Sat Aug 26 2023

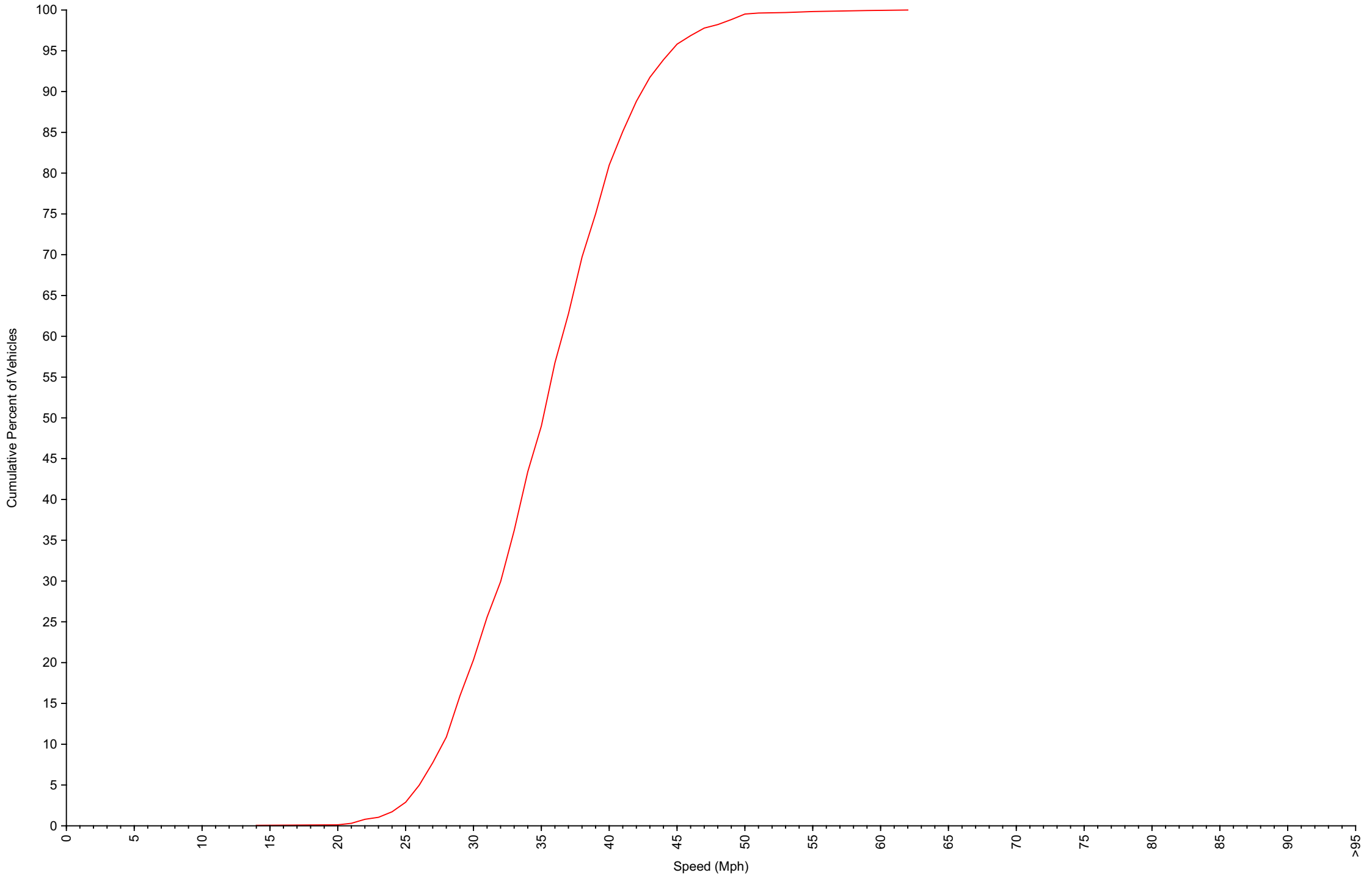


Average Speed By Hour  
Daily Overview for Sat Aug 26 2023  
(60 Minute Resolution)



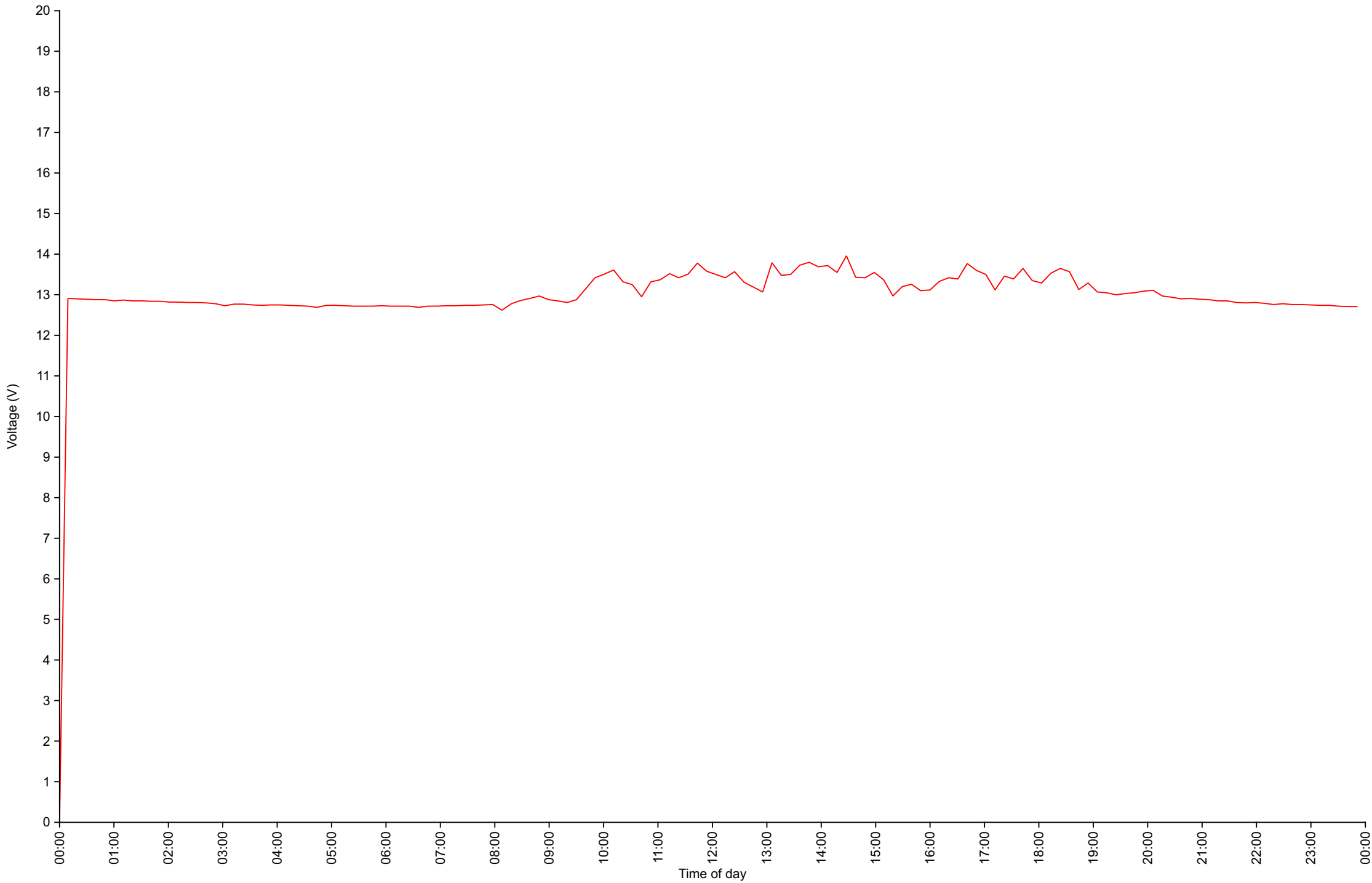
# Cumulative Speed Distribution Curve

## Daily Overview for Sat Aug 26 2023



# Voltage

## Daily Overview for Sat Aug 26 2023



# Traffic Report

Daily Overview for Sun Aug 27 2023

Vehicle Speed Classes (Mph)

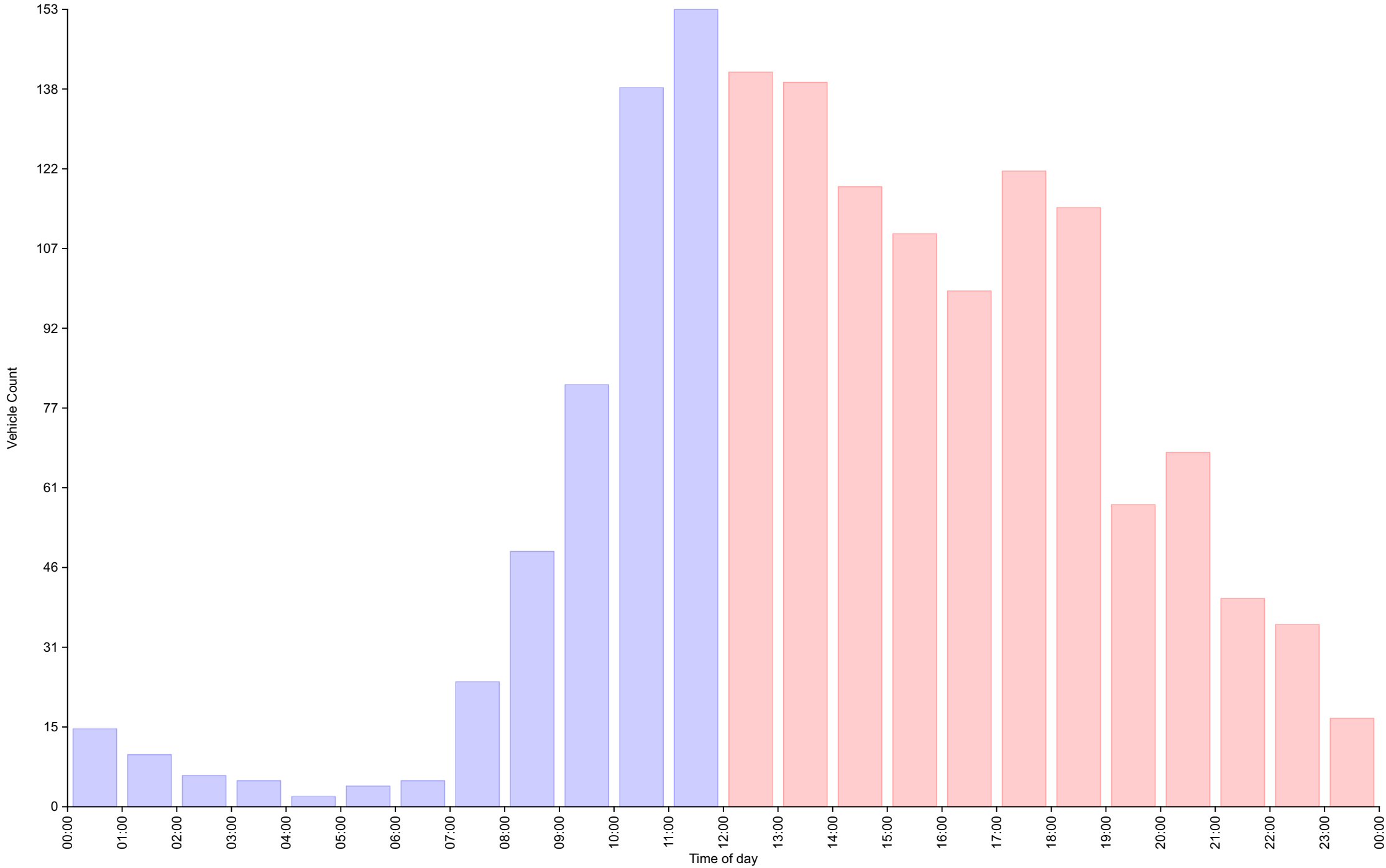
|          | <15      | 15<br>20 | 20<br>25 | 25<br>30  | 30<br>35  | 35<br>40      | 40<br>45  | 45<br>50  | 50<br>55 | 55<br>60 | 60<br>65 | 65<br>70 | >70   | Total      | 85th<br>Percentile |
|----------|----------|----------|----------|-----------|-----------|---------------|-----------|-----------|----------|----------|----------|----------|-------|------------|--------------------|
| 00:00    | 0        | 0        | 0        | 2         | 8         | 0             | 4         | 0         | 1        | 0        | 0        | 0        | 0     | 15         | 40.9               |
| 01:00    | 0        | 0        | 0        | 3         | 0         | 5             | 1         | 1         | 0        | 0        | 0        | 0        | 0     | 10         | 39.5               |
| 02:00    | 0        | 0        | 0        | 0         | 4         | 0             | 1         | 1         | 0        | 0        | 0        | 0        | 0     | 6          | 40.5               |
| 03:00    | 0        | 0        | 0        | 1         | 0         | 1             | 1         | 2         | 0        | 0        | 0        | 0        | 0     | 5          | <b>46.5</b>        |
| 04:00    | 0        | 0        | 0        | 0         | 1         | 1             | 0         | 0         | 0        | 0        | 0        | 0        | 0     | 2          | 34.7               |
| 05:00    | 0        | 0        | 1        | 0         | 0         | 2             | 0         | 1         | 0        | 0        | 0        | 0        | 0     | 4          | 41.8               |
| 06:00    | 0        | 0        | 0        | 1         | 0         | 3             | 1         | 0         | 0        | 0        | 0        | 0        | 0     | 5          | 38.5               |
| 07:00    | 0        | 0        | 0        | 3         | 6         | 6             | 5         | 4         | 0        | 0        | 0        | 0        | 0     | 24         | 44.8               |
| 08:00    | 0        | 0        | 0        | 2         | 7         | 11            | 20        | 6         | <b>3</b> | 0        | 0        | 0        | 0     | 49         | 44.8               |
| 09:00    | 0        | 1        | 3        | 9         | 14        | 16            | <b>27</b> | <b>10</b> | 0        | <b>1</b> | 0        | 0        | 0     | 81         | 43.9               |
| 10:00    | 0        | 0        | 1        | 11        | <b>37</b> | 55            | 26        | 7         | 1        | 0        | 0        | 0        | 0     | 138        | 41.1               |
| 11:00    | 0        | <b>3</b> | <b>5</b> | <b>26</b> | 33        | <b>60</b>     | 22        | 2         | 2        | 0        | 0        | 0        | 0     | <b>153</b> | 39.4               |
| 12:00    | 1        | 0        | <b>5</b> | 22        | <b>46</b> | 44            | 19        | 3         | <b>1</b> | 0        | 0        | 0        | 0     | <b>141</b> | 39.5               |
| 13:00    | 0        | <b>1</b> | 4        | 19        | 39        | <b>59</b>     | 15        | 2         | 0        | 0        | 0        | 0        | 0     | 139        | 38.4               |
| 14:00    | 0        | 0        | 1        | 13        | 42        | 36            | <b>21</b> | 5         | 1        | 0        | 0        | 0        | 0     | 119        | 40.1               |
| 15:00    | 0        | 0        | 0        | 18        | 29        | 44            | 13        | 5         | 0        | 0        | <b>1</b> | 0        | 0     | 110        | 40.8               |
| 16:00    | 0        | 0        | 2        | 12        | 38        | 25            | 15        | 5         | 1        | <b>1</b> | 0        | 0        | 0     | 99         | 41.0               |
| 17:00    | <b>2</b> | 0        | 4        | <b>26</b> | 37        | 34            | 17        | 2         | 0        | 0        | 0        | 0        | 0     | 122        | 39.2               |
| 18:00    | 0        | 1        | 2        | 15        | 30        | 40            | 21        | <b>6</b>  | 0        | 0        | 0        | 0        | 0     | 115        | <b>41.3</b>        |
| 19:00    | 2        | 1        | 3        | 8         | 20        | 14            | 5         | 4         | 1        | 0        | 0        | 0        | 0     | 58         | 39.4               |
| 20:00    | 0        | 0        | 4        | 10        | 22        | 19            | 9         | 4         | 0        | 0        | 0        | 0        | 0     | 68         | 40.4               |
| 21:00    | 0        | 0        | 0        | 6         | 16        | 9             | 8         | 0         | 1        | 0        | 0        | 0        | 0     | 40         | 41.0               |
| 22:00    | 0        | 0        | 0        | 11        | 10        | 8             | 5         | 1         | 0        | 0        | 0        | 0        | 0     | 35         | 39.2               |
| 23:00    | 0        | 0        | 0        | 2         | 7         | 6             | 2         | 0         | 0        | 0        | 0        | 0        | 0     | 17         | 38.4               |
| AM Total | 0        | 4        | 10       | 58        | 110       | <b>160</b>    | 108       | 34        | 7        | 1        | 0        | 0        | 0     |            |                    |
| PM Total | 5        | 3        | 25       | 162       | 336       | <b>338</b>    | 150       | 37        | 5        | 1        | 1        | 0        | 0     |            |                    |
| Total    | 5        | 7        | 35       | 220       | 446       | <b>498</b>    | 258       | 71        | 12       | 2        | 1        | 0        | 0     |            |                    |
| Percent  | 0.32%    | 0.45%    | 2.25%    | 14.15%    | 28.68%    | <b>32.03%</b> | 16.59%    | 4.57%     | 0.77%    | 0.13%    | 0.06%    | 0.00%    | 0.00% |            |                    |

Total Vehicles : 1555  
 30th Percentile : 31.5 MPH  
 50th Percentile : 34.6 MPH  
 85th Percentile : 40.7 MPH  
 95th Percentile : 44.3 MPH  
 Average Speed : 35.1 MPH  
 Highest Speed : 62.3 MPH

# Vehicle Counts By Hour

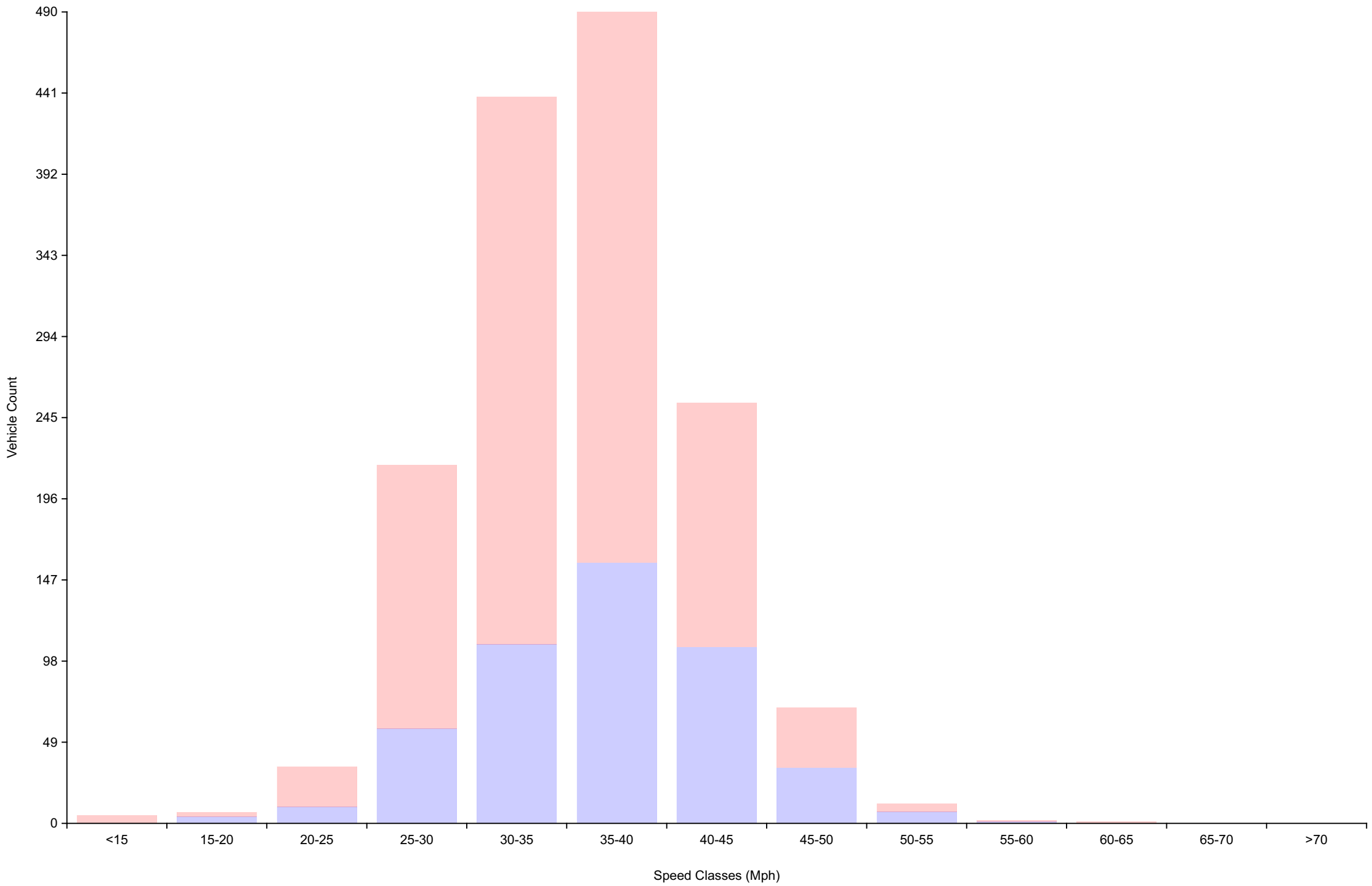
## Daily Overview for Sun Aug 27 2023

(60 Minute Resolution)



# Vehicle Counts By Speed Class

## Daily Overview for Sun Aug 27 2023

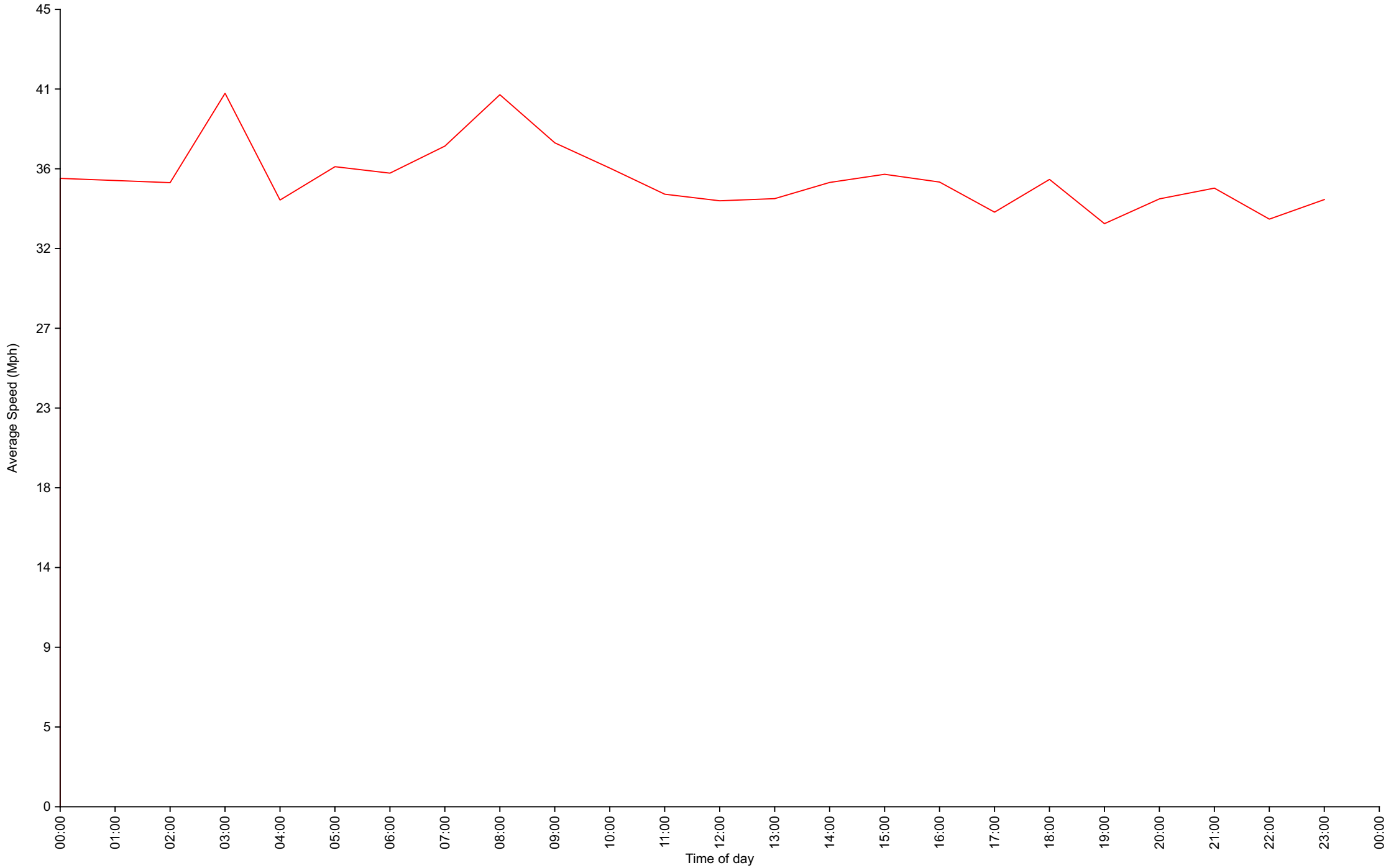




# Average Speed By Hour

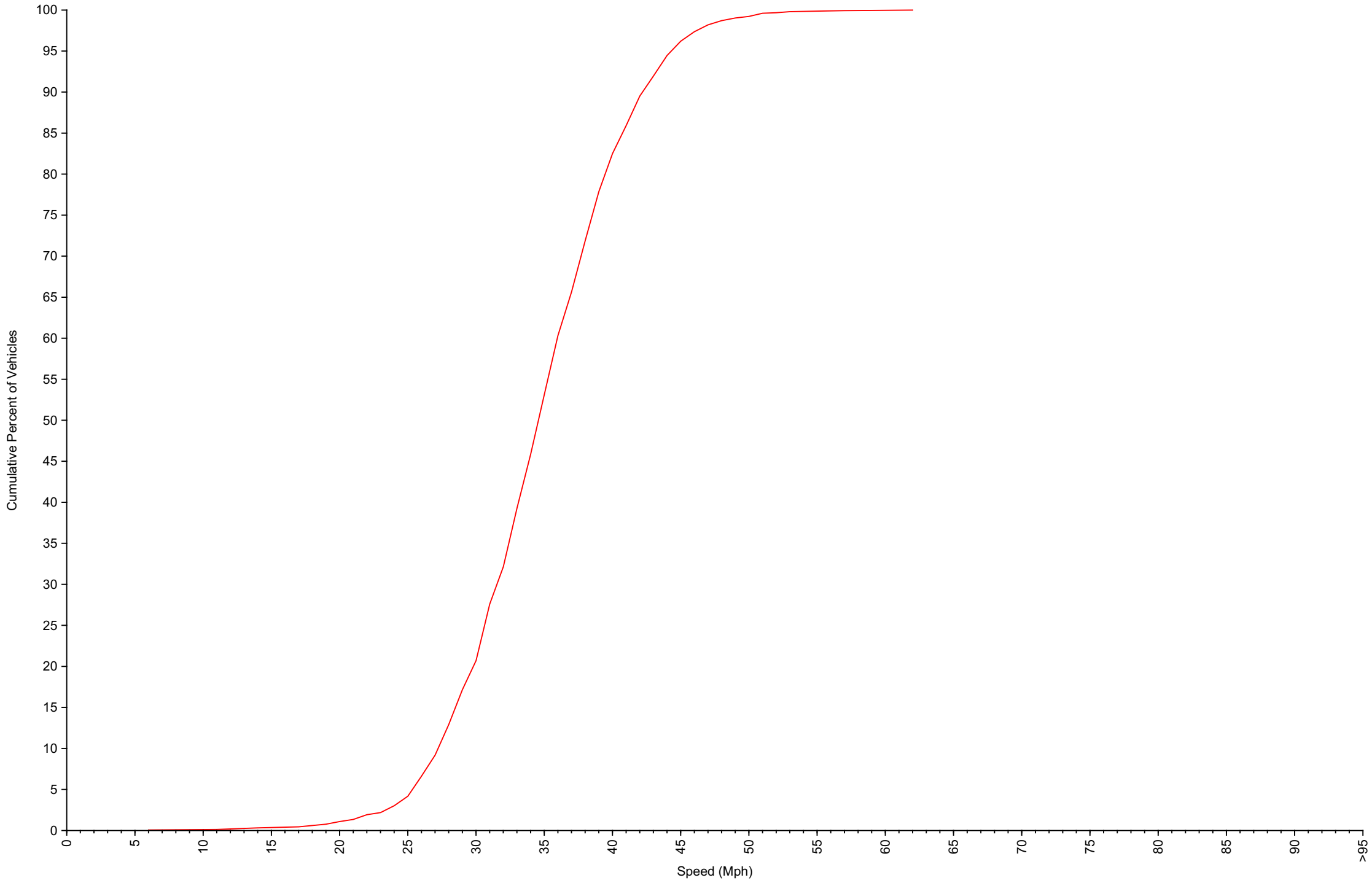
## Daily Overview for Sun Aug 27 2023

(60 Minute Resolution)



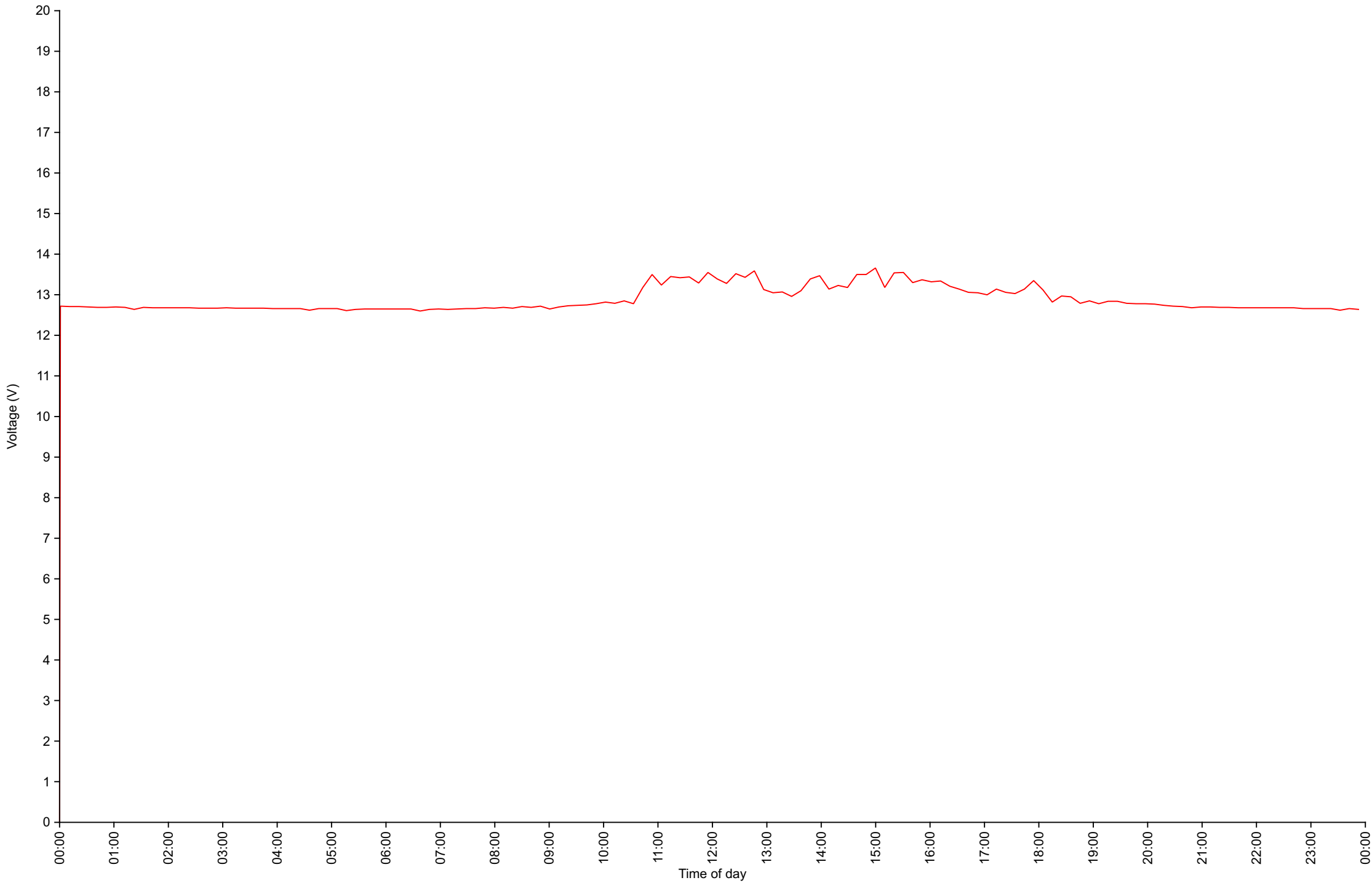
# Cumulative Speed Distribution Curve

## Daily Overview for Sun Aug 27 2023



# Voltage

## Daily Overview for Sun Aug 27 2023



# Traffic Report

Daily Overview for Mon Aug 28 2023

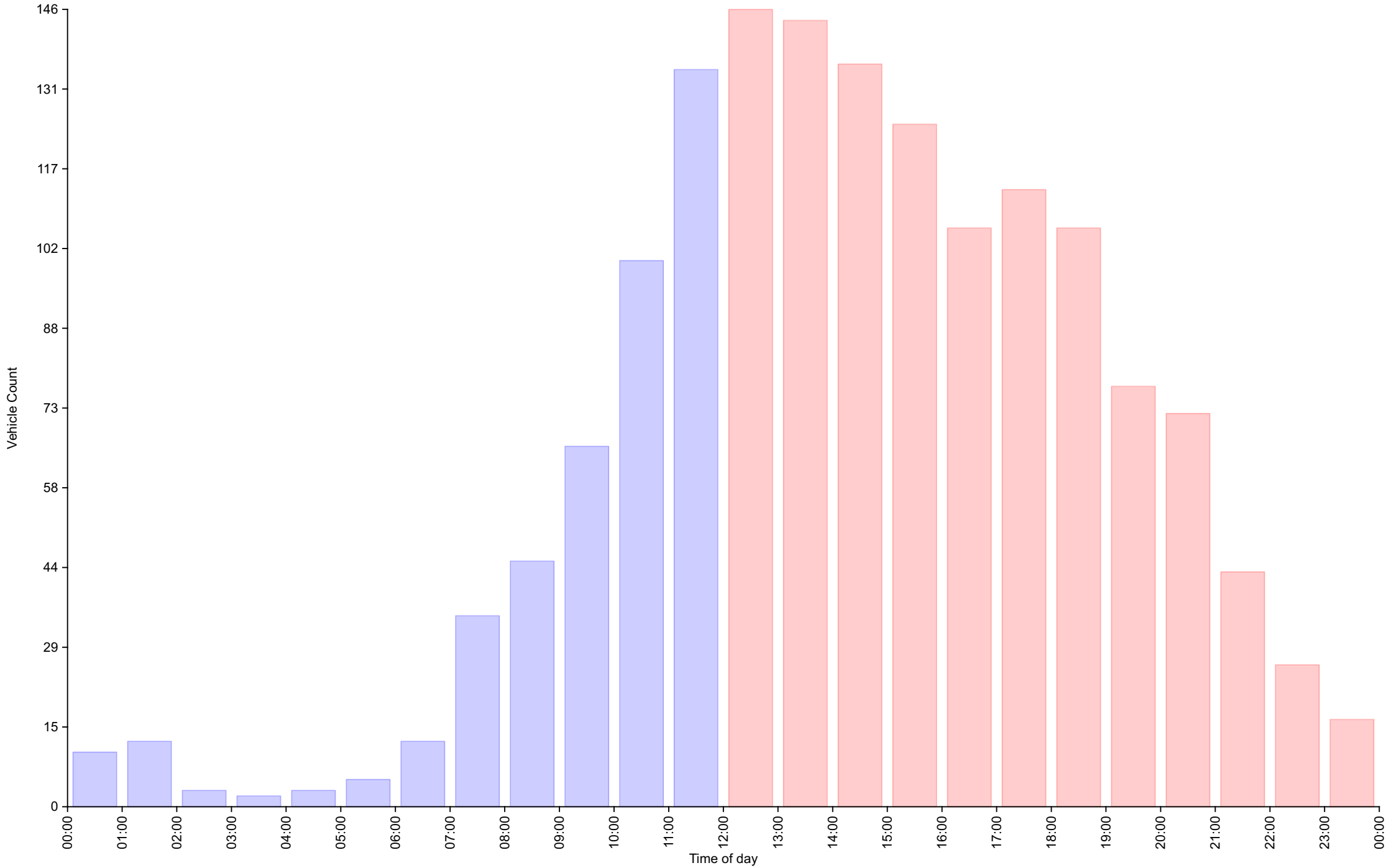
*Vehicle Speed Classes (Mph)*

|          | <15      | 15<br>20 | 20<br>25 | 25<br>30  | 30<br>35   | 35<br>40      | 40<br>45  | 45<br>50  | 50<br>55 | 55<br>60 | 60<br>65 | 65<br>70 | >70   | Total      | 85th<br>Percentile |
|----------|----------|----------|----------|-----------|------------|---------------|-----------|-----------|----------|----------|----------|----------|-------|------------|--------------------|
| 00:00    | 0        | 0        | 0        | 2         | 2          | 3             | 1         | 2         | 0        | 0        | 0        | 0        | 0     | 10         | 42.3               |
| 01:00    | 0        | 0        | 1        | 3         | 2          | 3             | 2         | 1         | 0        | 0        | 0        | 0        | 0     | 12         | 40.4               |
| 02:00    | 0        | 0        | 0        | 0         | 0          | 0             | 1         | 2         | 0        | 0        | 0        | 0        | 0     | 3          | 46.6               |
| 03:00    | 0        | 0        | 0        | 0         | 0          | 0             | 2         | 0         | 0        | 0        | 0        | 0        | 0     | 2          | 40.7               |
| 04:00    | 0        | 0        | 0        | 1         | 1          | 1             | 0         | 0         | 0        | 0        | 0        | 0        | 0     | 3          | 34.3               |
| 05:00    | 0        | 0        | 0        | 0         | 1          | 1             | 3         | 0         | 0        | 0        | 0        | 0        | 0     | 5          | 42.5               |
| 06:00    | 0        | 0        | 0        | 0         | 3          | 4             | 1         | 2         | 0        | 2        | 0        | 0        | 0     | 12         | <b>48.6</b>        |
| 07:00    | 0        | 0        | 0        | 4         | 3          | 9             | 13        | 5         | <b>1</b> | 0        | 0        | 0        | 0     | 35         | 44.8               |
| 08:00    | 0        | 0        | 1        | 6         | 6          | 8             | <b>14</b> | <b>6</b>  | 0        | <b>3</b> | <b>1</b> | 0        | 0     | 45         | 46.1               |
| 09:00    | 0        | <b>5</b> | 7        | 16        | 19         | 12            | 5         | 1         | 1        | 0        | 0        | 0        | 0     | 66         | 38.0               |
| 10:00    | <b>1</b> | 1        | <b>9</b> | <b>27</b> | 28         | 22            | 11        | 1         | 0        | 0        | 0        | 0        | 0     | 100        | 38.5               |
| 11:00    | 0        | 2        | 0        | 18        | <b>47</b>  | <b>48</b>     | 14        | 6         | 0        | 0        | 0        | 0        | 0     | <b>135</b> | 39.0               |
| 12:00    | <b>1</b> | 0        | 4        | 10        | 49         | <b>56</b>     | 20        | 6         | 0        | 0        | 0        | 0        | 0     | <b>146</b> | 39.8               |
| 13:00    | 0        | 1        | 2        | <b>28</b> | <b>59</b>  | 35            | 14        | 5         | 0        | 0        | 0        | 0        | 0     | 144        | 38.3               |
| 14:00    | 1        | <b>2</b> | <b>6</b> | 28        | 39         | 43            | 14        | 3         | 0        | 0        | 0        | 0        | 0     | 136        | 38.1               |
| 15:00    | 0        | 0        | 5        | 12        | 38         | 42            | <b>22</b> | 5         | 1        | 0        | 0        | 0        | 0     | 125        | 40.5               |
| 16:00    | 0        | 0        | 6        | 17        | 35         | 31            | 8         | 6         | 3        | 0        | 0        | 0        | 0     | 106        | 39.6               |
| 17:00    | 0        | 1        | 2        | 20        | 33         | 37            | 10        | <b>10</b> | 0        | 0        | 0        | 0        | 0     | 113        | 40.0               |
| 18:00    | 0        | 0        | 4        | 18        | 31         | 31            | 16        | 5         | 1        | 0        | 0        | 0        | 0     | 106        | 40.6               |
| 19:00    | 0        | 0        | 1        | 13        | 18         | 26            | 16        | 3         | 0        | 0        | 0        | 0        | 0     | 77         | 41.1               |
| 20:00    | 0        | 1        | 3        | 17        | 19         | 16            | 7         | 4         | <b>4</b> | <b>1</b> | 0        | 0        | 0     | 72         | 41.2               |
| 21:00    | 0        | 0        | 0        | 7         | 7          | 18            | 8         | 3         | 0        | 0        | 0        | 0        | 0     | 43         | 41.3               |
| 22:00    | 0        | 0        | 1        | 1         | 5          | 11            | 6         | 2         | 0        | 0        | 0        | 0        | 0     | 26         | <b>43.0</b>        |
| 23:00    | 0        | 0        | 0        | 2         | 7          | 4             | 2         | 0         | 0        | 1        | 0        | 0        | 0     | 16         | 39.2               |
| AM Total | 1        | 8        | 18       | 77        | <b>112</b> | 111           | 67        | 26        | 2        | 5        | 1        | 0        | 0     |            |                    |
| PM Total | 2        | 5        | 34       | 173       | 340        | <b>350</b>    | 143       | 52        | 9        | 2        | 0        | 0        | 0     |            |                    |
| Total    | 3        | 13       | 52       | 250       | 452        | <b>461</b>    | 210       | 78        | 11       | 7        | 1        | 0        | 0     |            |                    |
| Percent  | 0.20%    | 0.85%    | 3.38%    | 16.25%    | 29.39%     | <b>29.97%</b> | 13.65%    | 5.07%     | 0.72%    | 0.46%    | 0.07%    | 0.00%    | 0.00% |            |                    |

Total Vehicles : 1538  
 30th Percentile : 30.7 MPH  
 50th Percentile : 34.0 MPH  
 85th Percentile : 40.3 MPH  
 95th Percentile : 45.0 MPH  
 Average Speed : 34.6 MPH  
 Highest Speed : 62.0 MPH

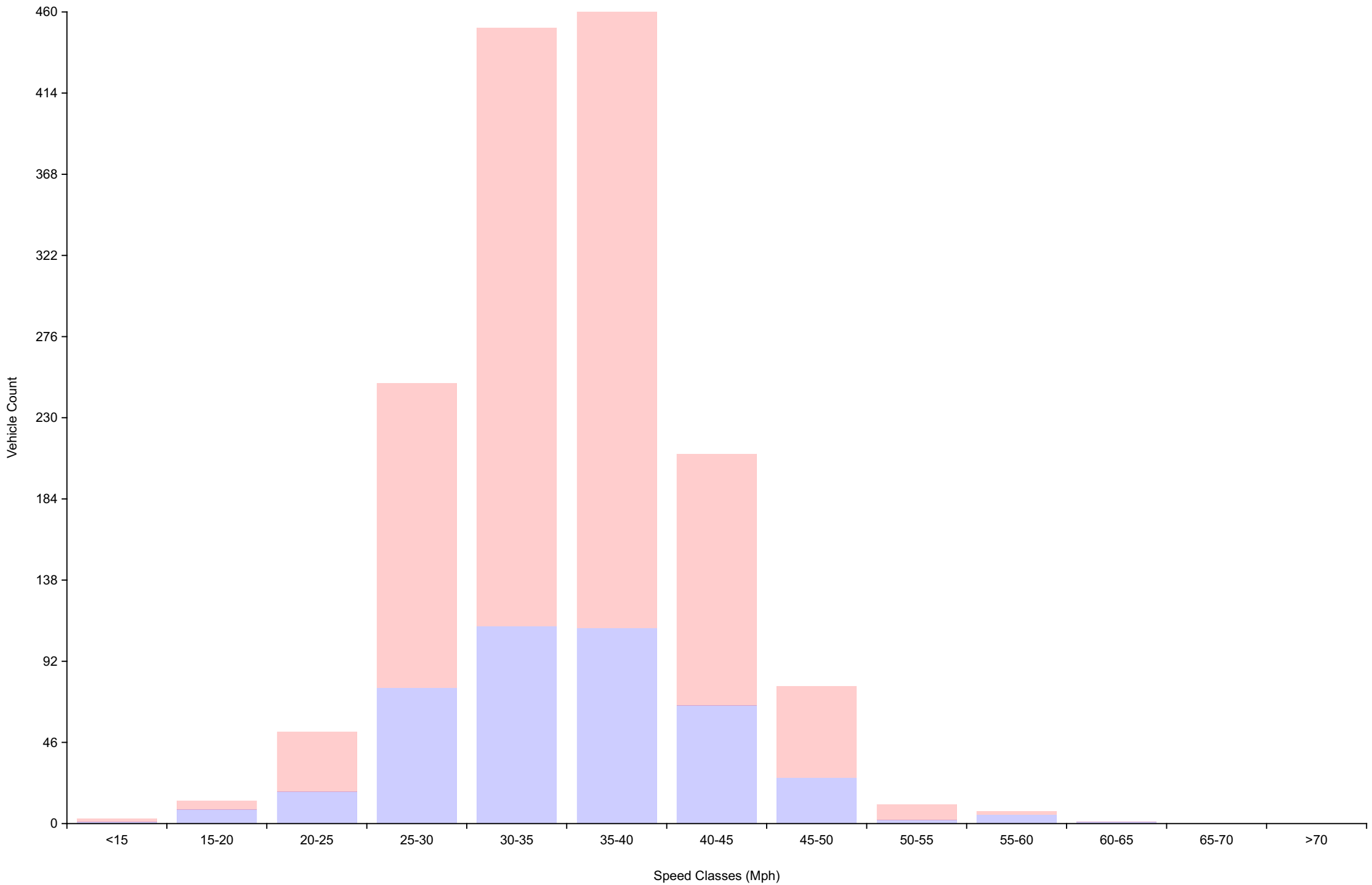
# Vehicle Counts By Hour

Daily Overview for Mon Aug 28 2023  
(60 Minute Resolution)



# Vehicle Counts By Speed Class

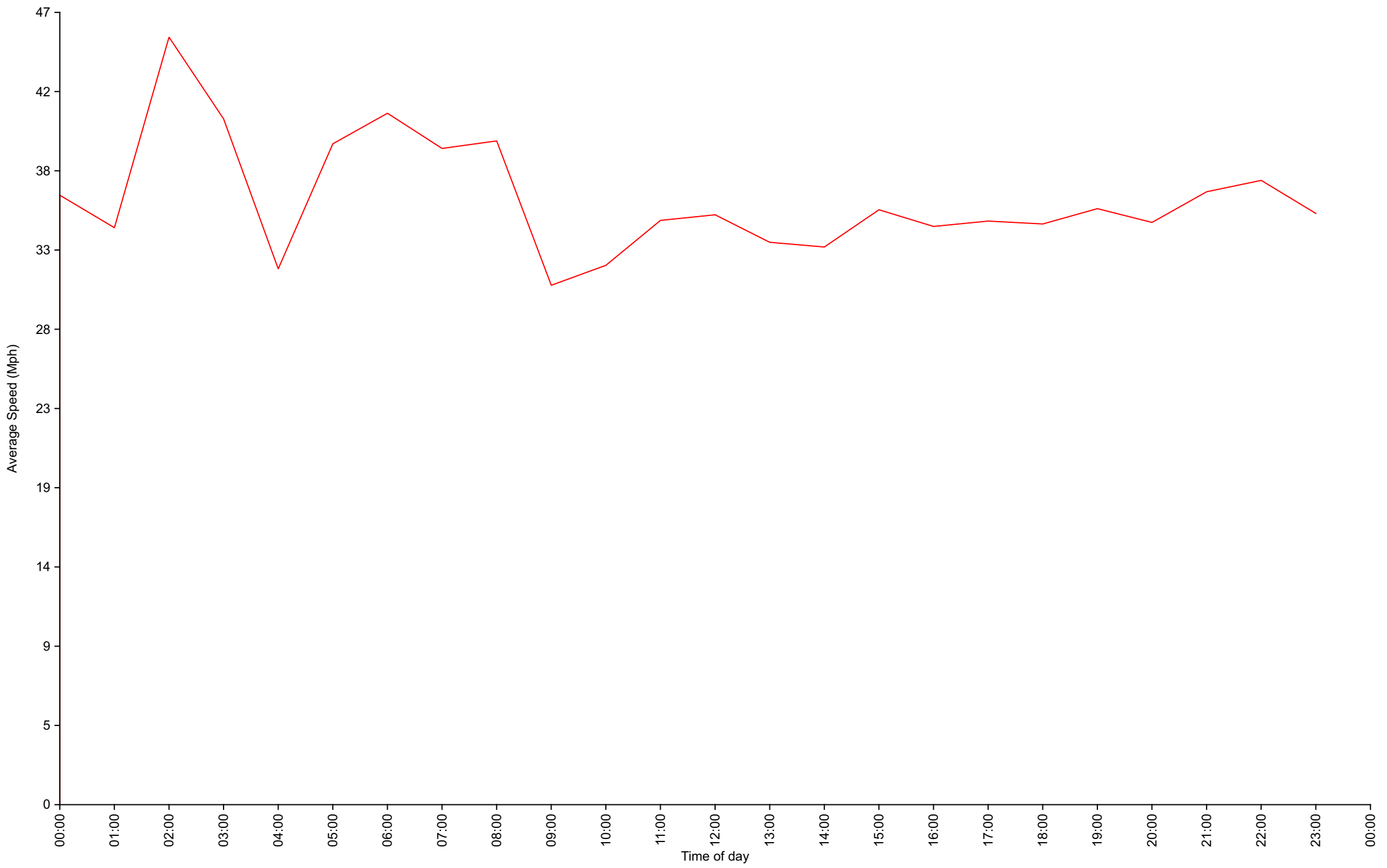
## Daily Overview for Mon Aug 28 2023



# Average Speed By Hour

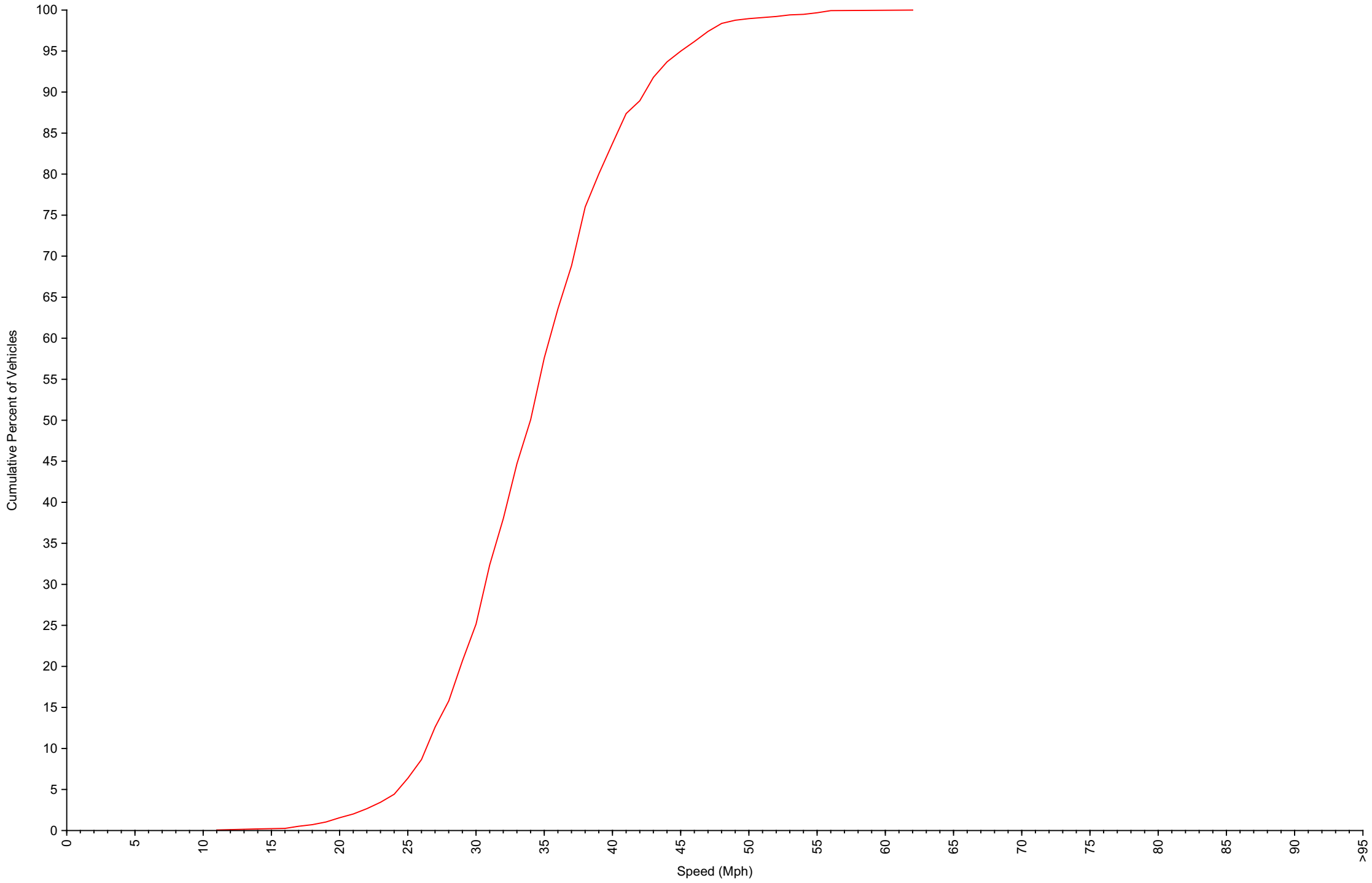
## Daily Overview for Mon Aug 28 2023

(60 Minute Resolution)



# Cumulative Speed Distribution Curve

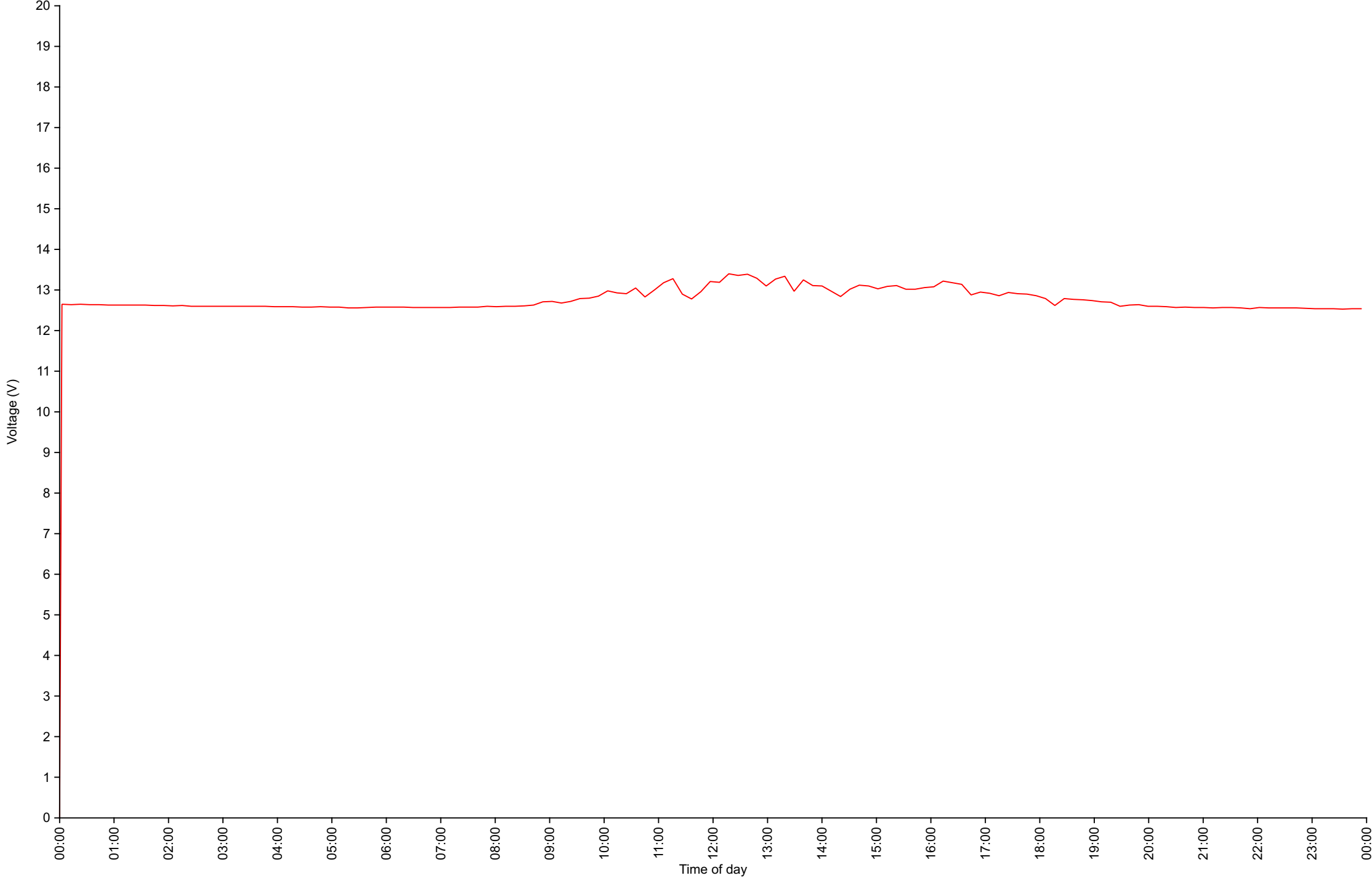
## Daily Overview for Mon Aug 28 2023





# Voltage

## Daily Overview for Mon Aug 28 2023



# Traffic Report

Daily Overview for Tue Aug 29 2023

Vehicle Speed Classes (Mph)

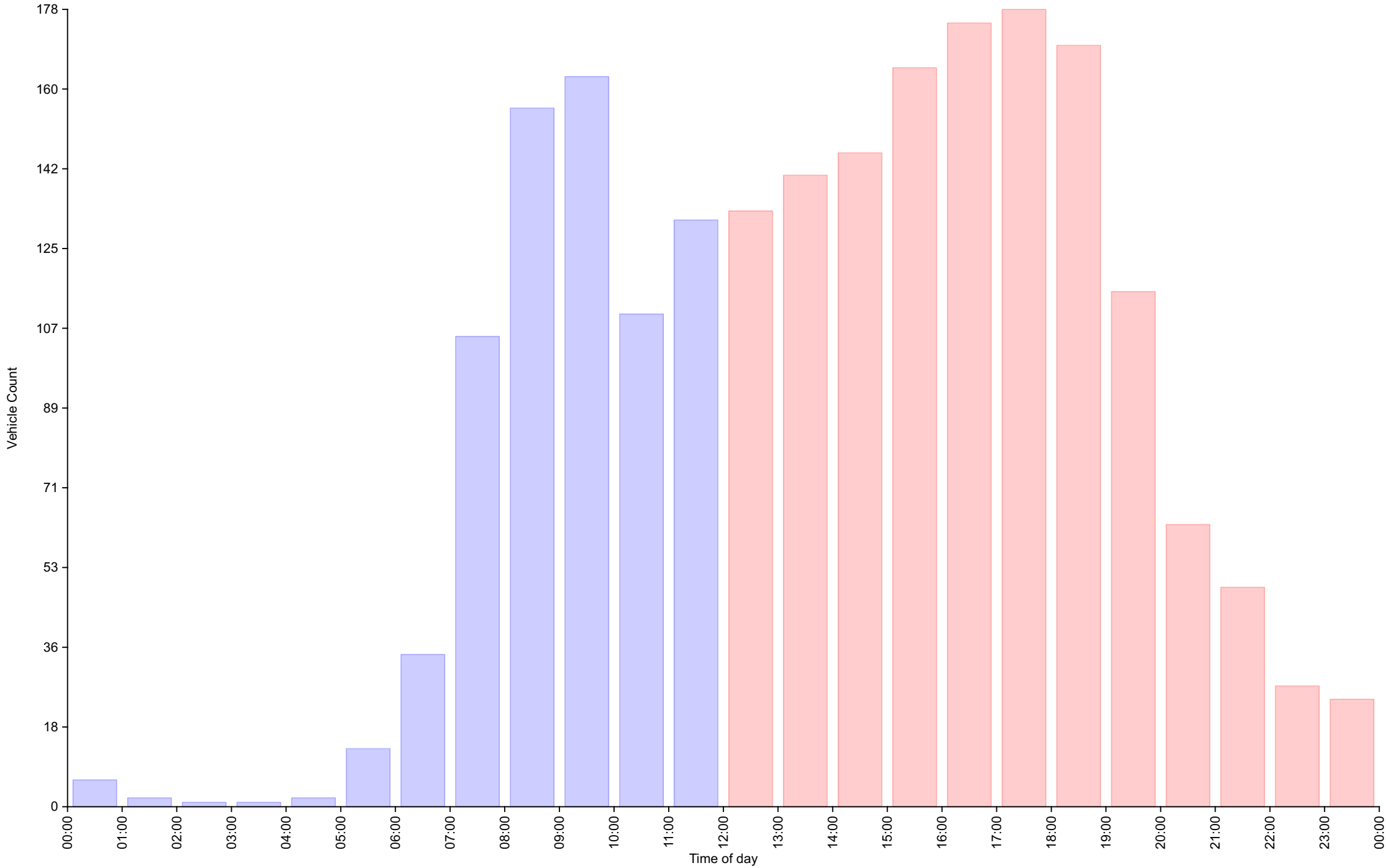
|          | <15      | 15<br>20 | 20<br>25  | 25<br>30  | 30<br>35   | 35<br>40      | 40<br>45  | 45<br>50  | 50<br>55 | 55<br>60 | 60<br>65 | 65<br>70 | >70   | Total      | 85th<br>Percentile |
|----------|----------|----------|-----------|-----------|------------|---------------|-----------|-----------|----------|----------|----------|----------|-------|------------|--------------------|
| 00:00    | 0        | 0        | 0         | 2         | 1          | 2             | 1         | 0         | 0        | 0        | 0        | 0        | 0     | 6          | 38.3               |
| 01:00    | 0        | 0        | 0         | 0         | 1          | 0             | 1         | 0         | 0        | 0        | 0        | 0        | 0     | 2          | 40.4               |
| 02:00    | 0        | 0        | 0         | 0         | 0          | 0             | 1         | 0         | 0        | 0        | 0        | 0        | 0     | 1          | 40.0               |
| 03:00    | 0        | 0        | 0         | 0         | 0          | 0             | 0         | 1         | 0        | 0        | 0        | 0        | 0     | 1          | 44.9               |
| 04:00    | 0        | 0        | 0         | 0         | 2          | 0             | 0         | 0         | 0        | 0        | 0        | 0        | 0     | 2          | 32.8               |
| 05:00    | 0        | 0        | 0         | 1         | 0          | 3             | 6         | 2         | 0        | <b>1</b> | 0        | 0        | 0     | 13         | <b>47.0</b>        |
| 06:00    | 0        | 0        | 0         | 4         | 12         | 8             | 4         | 3         | 3        | 0        | 0        | 0        | 0     | 34         | 46.6               |
| 07:00    | 0        | 1        | 0         | 14        | 26         | 36            | 19        | 9         | 0        | 0        | 0        | 0        | 0     | 105        | 41.6               |
| 08:00    | 0        | 0        | 1         | 32        | <b>51</b>  | 35            | <b>23</b> | <b>10</b> | <b>4</b> | 0        | 0        | 0        | 0     | 156        | 41.3               |
| 09:00    | 0        | 0        | 6         | <b>36</b> | 46         | <b>47</b>     | 21        | 6         | 1        | 0        | 0        | 0        | 0     | <b>163</b> | 39.6               |
| 10:00    | 0        | 1        | <b>10</b> | 21        | 27         | 31            | 17        | 2         | 1        | 0        | 0        | 0        | 0     | 110        | 39.7               |
| 11:00    | 0        | <b>3</b> | 9         | 24        | 37         | 37            | 18        | 3         | 0        | 0        | 0        | 0        | 0     | 131        | 39.2               |
| 12:00    | 0        | 0        | 5         | 33        | 40         | 34            | 18        | 2         | 1        | 0        | 0        | 0        | 0     | 133        | 39.1               |
| 13:00    | 1        | 3        | <b>13</b> | 35        | 27         | 35            | <b>23</b> | 4         | 0        | 0        | 0        | 0        | 0     | 141        | 39.8               |
| 14:00    | <b>3</b> | <b>4</b> | 9         | 30        | 37         | 44            | 13        | 3         | <b>2</b> | <b>1</b> | 0        | 0        | 0     | 146        | 38.5               |
| 15:00    | 1        | 0        | 10        | 47        | 42         | <b>48</b>     | 13        | 3         | 1        | 0        | 0        | 0        | 0     | 165        | 38.1               |
| 16:00    | 0        | 1        | 6         | <b>54</b> | 49         | 46            | 14        | 4         | 1        | 0        | 0        | 0        | 0     | 175        | 37.5               |
| 17:00    | 0        | 1        | 6         | 45        | <b>53</b>  | 47            | 20        | <b>5</b>  | 1        | 0        | 0        | 0        | 0     | <b>178</b> | 38.9               |
| 18:00    | 0        | 2        | 5         | 44        | 45         | 48            | 22        | 4         | 0        | 0        | 0        | 0        | 0     | 170        | 39.1               |
| 19:00    | 0        | 0        | 1         | 22        | 30         | 42            | 13        | 5         | 2        | 0        | 0        | 0        | 0     | 115        | 39.7               |
| 20:00    | 0        | 0        | 7         | 14        | 18         | 17            | 5         | 2         | 0        | 0        | 0        | 0        | 0     | 63         | 38.2               |
| 21:00    | 0        | 0        | 0         | 12        | 11         | 15            | 7         | 2         | 2        | 0        | 0        | 0        | 0     | 49         | 40.6               |
| 22:00    | 0        | 0        | 1         | 7         | 3          | 5             | 7         | 3         | 1        | 0        | 0        | 0        | 0     | 27         | <b>44.0</b>        |
| 23:00    | 0        | 0        | 0         | 5         | 6          | 11            | 0         | 2         | 0        | 0        | 0        | 0        | 0     | 24         | 38.2               |
| AM Total | 0        | 5        | 26        | 134       | <b>203</b> | 199           | 111       | 36        | 9        | 1        | 0        | 0        | 0     |            |                    |
| PM Total | 5        | 11       | 63        | 348       | 361        | <b>392</b>    | 155       | 39        | 11       | 1        | 0        | 0        | 0     |            |                    |
| Total    | 5        | 16       | 89        | 482       | 564        | <b>591</b>    | 266       | 75        | 20       | 2        | 0        | 0        | 0     |            |                    |
| Percent  | 0.24%    | 0.76%    | 4.22%     | 22.84%    | 26.73%     | <b>28.01%</b> | 12.61%    | 3.55%     | 0.95%    | 0.09%    | 0.00%    | 0.00%    | 0.00% |            |                    |

Total Vehicles : 2110  
 30th Percentile : 29.4 MPH  
 50th Percentile : 33.1 MPH  
 85th Percentile : 39.6 MPH  
 95th Percentile : 43.7 MPH  
 Average Speed : 33.7 MPH  
 Highest Speed : 58.1 MPH

# Vehicle Counts By Hour

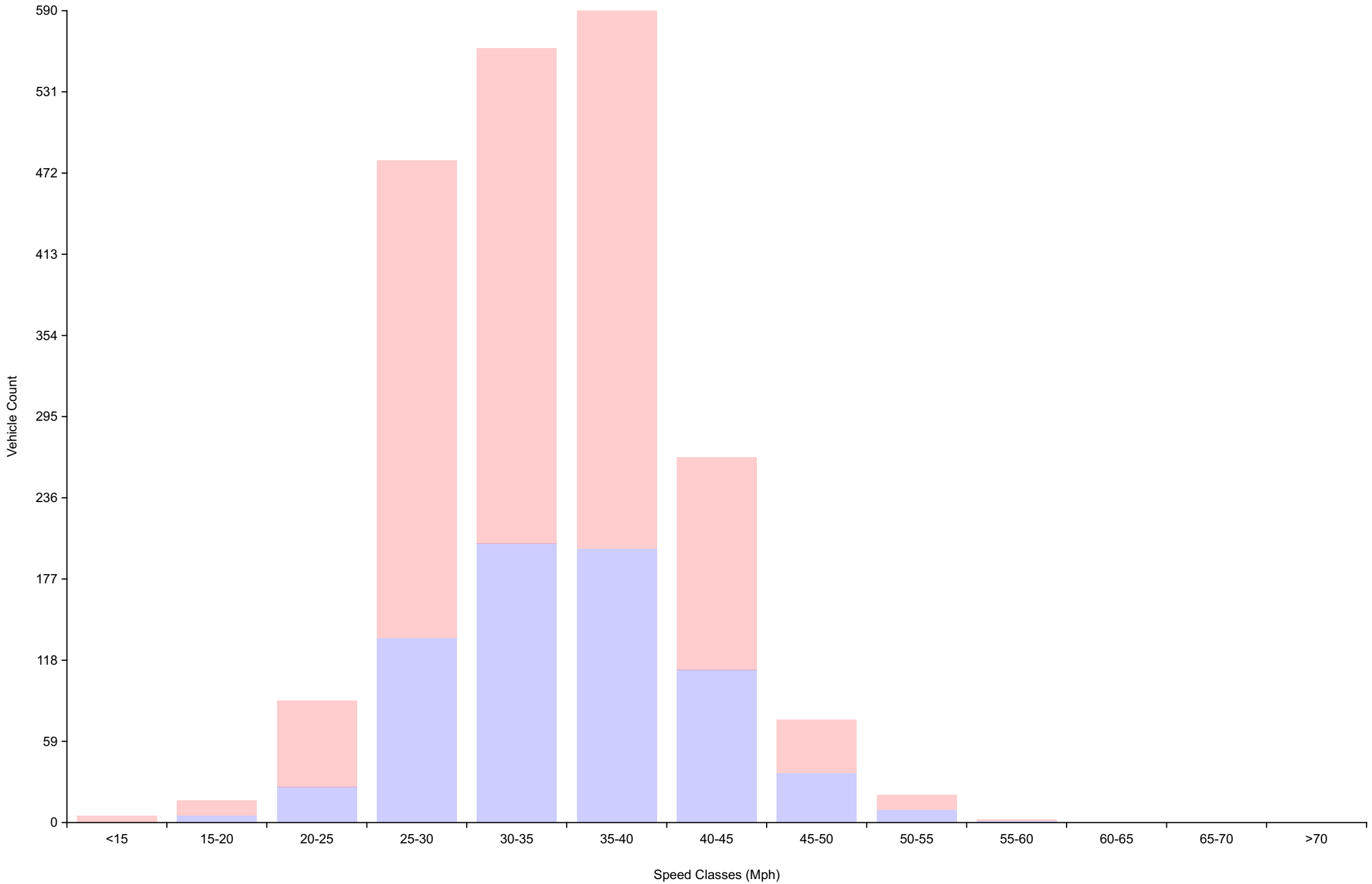
## Daily Overview for Tue Aug 29 2023

(60 Minute Resolution)

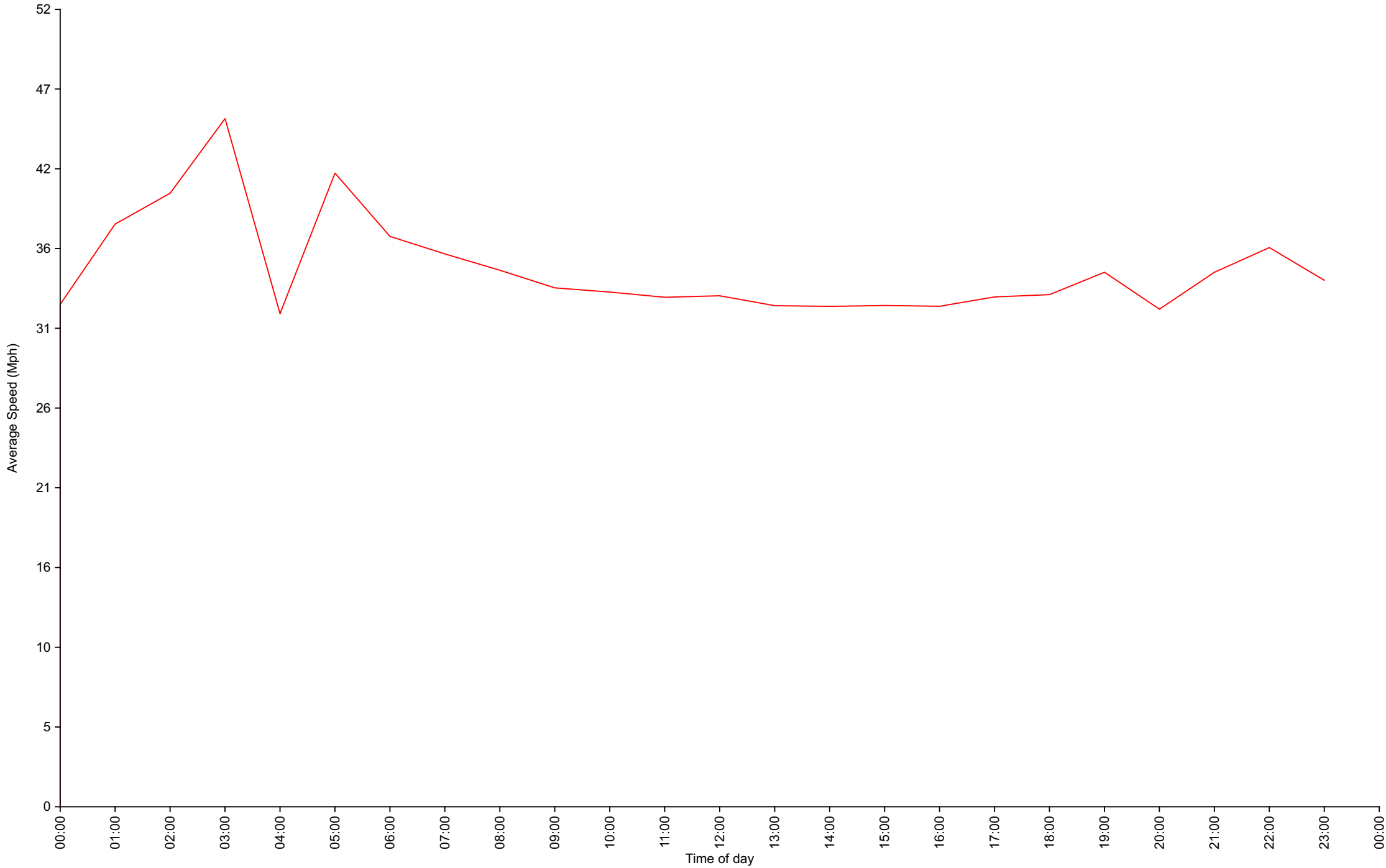


# Vehicle Counts By Speed Class

## Daily Overview for Tue Aug 29 2023

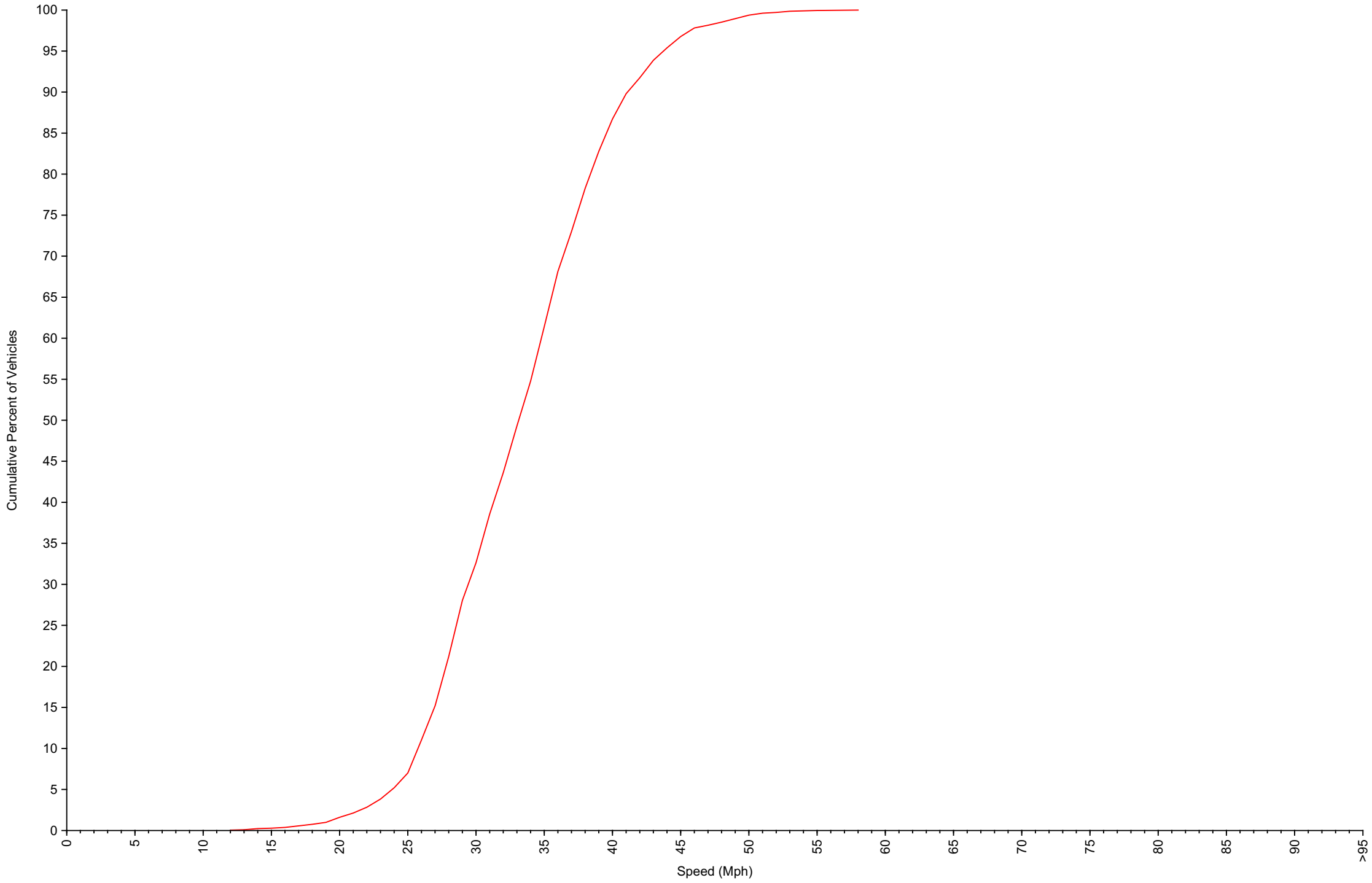


Average Speed By Hour  
Daily Overview for Tue Aug 29 2023  
(60 Minute Resolution)



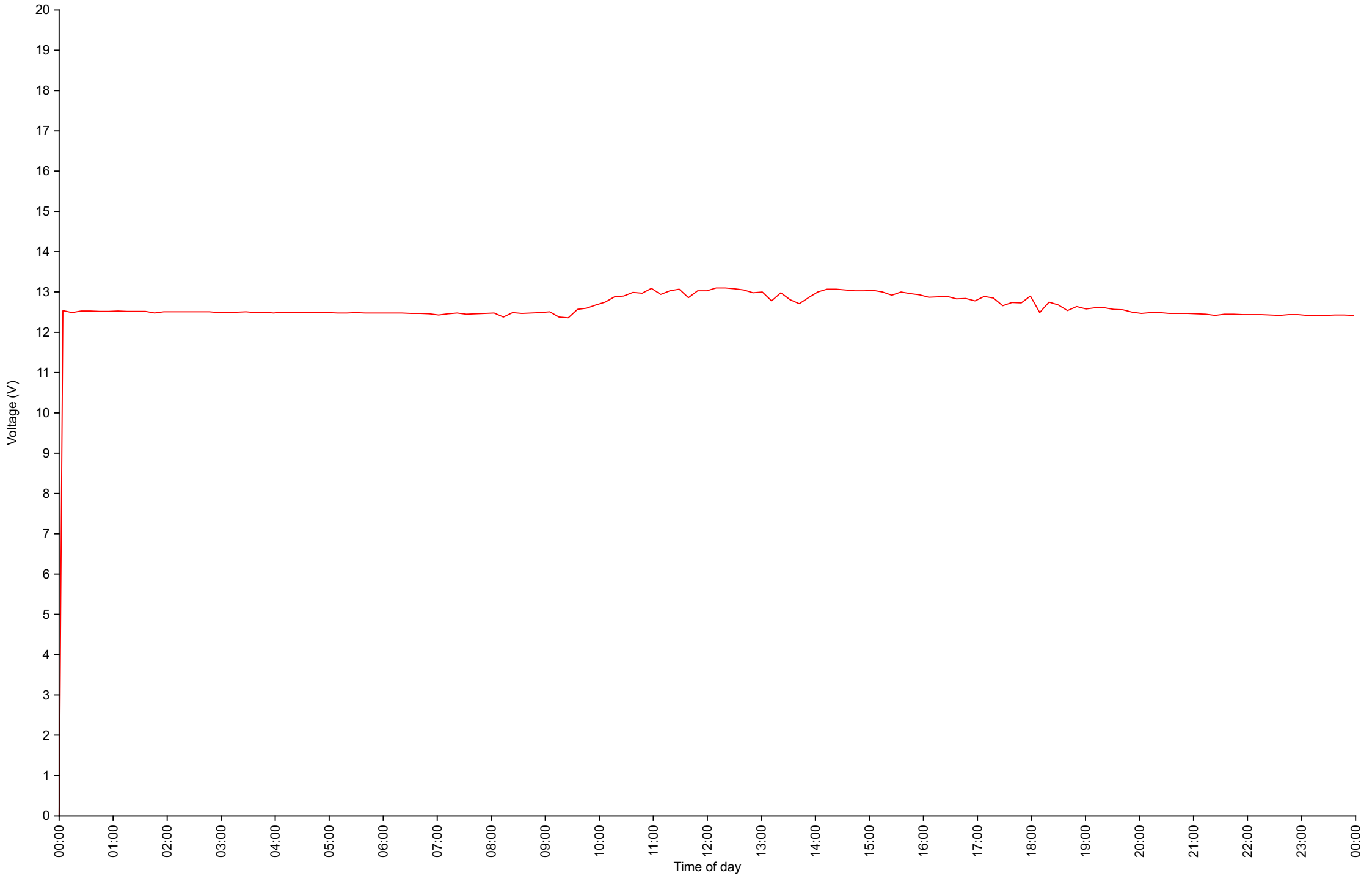
# Cumulative Speed Distribution Curve

## Daily Overview for Tue Aug 29 2023



# Voltage

## Daily Overview for Tue Aug 29 2023



# Traffic Report

Daily Overview for Wed Aug 30 2023

Vehicle Speed Classes (Mph)

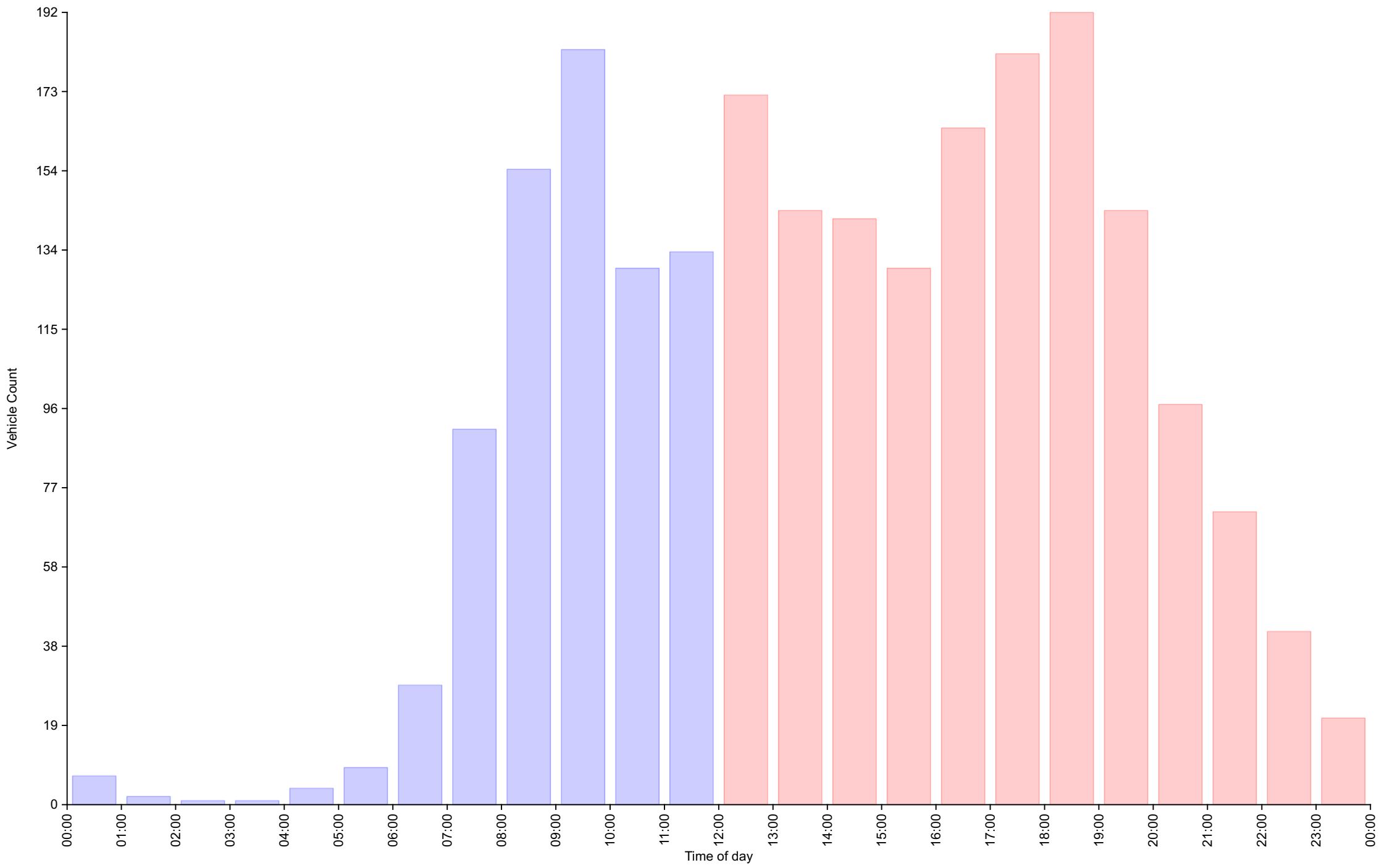
|          | <15      | 15<br>20 | 20<br>25  | 25<br>30  | 30<br>35      | 35<br>40   | 40<br>45  | 45<br>50  | 50<br>55 | 55<br>60 | 60<br>65 | 65<br>70 | >70   | Total      | 85th<br>Percentile |
|----------|----------|----------|-----------|-----------|---------------|------------|-----------|-----------|----------|----------|----------|----------|-------|------------|--------------------|
| 00:00    | 0        | 0        | 0         | 1         | 3             | 1          | 2         | 0         | 0        | 0        | 0        | 0        | 0     | 7          | 39.8               |
| 01:00    | 0        | 0        | 0         | 0         | 1             | 1          | 0         | 0         | 0        | 0        | 0        | 0        | 0     | 2          | 35.9               |
| 02:00    | 0        | 0        | 0         | 0         | 0             | 1          | 0         | 0         | 0        | 0        | 0        | 0        | 0     | 1          | 38.0               |
| 03:00    | 0        | 0        | 0         | 0         | 0             | 0          | 0         | 1         | 0        | 0        | 0        | 0        | 0     | 1          | 45.0               |
| 04:00    | 0        | 0        | 0         | 0         | 1             | 2          | 1         | 0         | 0        | 0        | 0        | 0        | 0     | 4          | 37.4               |
| 05:00    | 0        | 0        | 0         | 0         | 2             | 1          | 4         | 2         | 0        | 0        | 0        | 0        | 0     | 9          | 44.6               |
| 06:00    | 0        | 0        | 0         | 3         | 8             | 5          | 5         | 6         | 1        | <b>1</b> | 0        | 0        | 0     | 29         | <b>45.9</b>        |
| 07:00    | 0        | 0        | 3         | 9         | 22            | 31         | 19        | 5         | <b>2</b> | 0        | 0        | 0        | 0     | 91         | 41.8               |
| 08:00    | 0        | 2        | 5         | 14        | 38            | 43         | <b>38</b> | <b>14</b> | 0        | 0        | 0        | 0        | 0     | 154        | 42.0               |
| 09:00    | 1        | 3        | 10        | <b>40</b> | <b>46</b>     | <b>56</b>  | 26        | 1         | 0        | 0        | 0        | 0        | 0     | <b>183</b> | 39.0               |
| 10:00    | 0        | 3        | <b>15</b> | 35        | 30            | 23         | 19        | 3         | 1        | 1        | 0        | 0        | 0     | 130        | 39.6               |
| 11:00    | <b>3</b> | <b>8</b> | 14        | 24        | 35            | 31         | 13        | 4         | 2        | 0        | 0        | 0        | 0     | 134        | 38.7               |
| 12:00    | 0        | <b>3</b> | <b>21</b> | <b>59</b> | 37            | 31         | 15        | 6         | 0        | 0        | 0        | 0        | 0     | 172        | 38.0               |
| 13:00    | 0        | 3        | 12        | 21        | 46            | 39         | 19        | 4         | 0        | 0        | 0        | 0        | 0     | 144        | 39.4               |
| 14:00    | <b>1</b> | 1        | 10        | 37        | 39            | 36         | 14        | 3         | 1        | 0        | 0        | 0        | 0     | 142        | 38.6               |
| 15:00    | 0        | 0        | 10        | 37        | 40            | 27         | 11        | 3         | <b>2</b> | 0        | 0        | 0        | 0     | 130        | 37.8               |
| 16:00    | 0        | 1        | 7         | 25        | 59            | 45         | 21        | 4         | 2        | 0        | 0        | 0        | 0     | 164        | 39.5               |
| 17:00    | 0        | 0        | 9         | 30        | <b>62</b>     | 49         | 29        | 2         | 1        | 0        | 0        | 0        | 0     | 182        | 39.9               |
| 18:00    | 0        | 2        | 5         | 37        | 51            | <b>55</b>  | <b>33</b> | <b>9</b>  | 0        | 0        | 0        | 0        | 0     | <b>192</b> | 40.2               |
| 19:00    | 0        | 0        | 7         | 25        | 34            | 50         | 22        | 6         | 0        | 0        | 0        | 0        | 0     | 144        | 40.1               |
| 20:00    | 0        | 0        | 3         | 18        | 20            | 30         | 19        | 7         | 0        | 0        | 0        | 0        | 0     | 97         | 41.7               |
| 21:00    | 0        | 0        | 2         | 14        | 14            | 22         | 14        | 3         | 2        | 0        | 0        | 0        | 0     | 71         | <b>41.2</b>        |
| 22:00    | 0        | 0        | 0         | 9         | 19            | 7          | 4         | 3         | 0        | 0        | 0        | 0        | 0     | 42         | 38.5               |
| 23:00    | 0        | 0        | 0         | 4         | 10            | 5          | 1         | 1         | 0        | 0        | 0        | 0        | 0     | 21         | 36.9               |
| AM Total | 4        | 16       | 47        | 126       | 186           | <b>195</b> | 127       | 36        | 6        | 2        | 0        | 0        | 0     |            |                    |
| PM Total | 1        | 10       | 86        | 316       | <b>431</b>    | 396        | 202       | 51        | 8        | 0        | 0        | 0        | 0     |            |                    |
| Total    | 5        | 26       | 133       | 442       | <b>617</b>    | 591        | 329       | 87        | 14       | 2        | 0        | 0        | 0     |            |                    |
| Percent  | 0.22%    | 1.16%    | 5.92%     | 19.68%    | <b>27.47%</b> | 26.31%     | 14.65%    | 3.87%     | 0.62%    | 0.09%    | 0.00%    | 0.00%    | 0.00% |            |                    |

Total Vehicles : 2246  
 30th Percentile : 29.6 MPH  
 50th Percentile : 33.3 MPH  
 85th Percentile : 40.0 MPH  
 95th Percentile : 43.7 MPH  
 Average Speed : 33.7 MPH  
 Highest Speed : 55.7 MPH



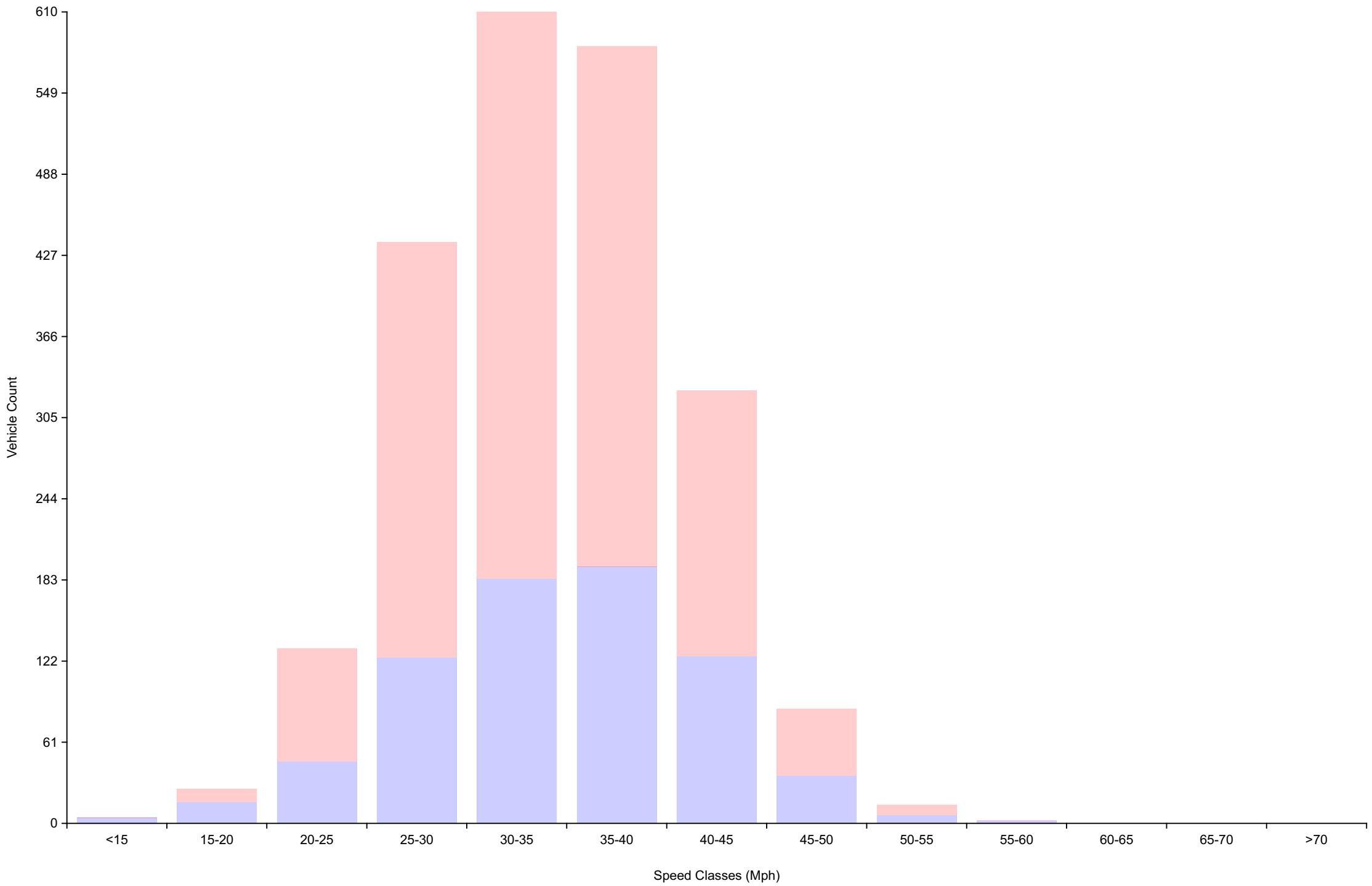
# Vehicle Counts By Hour

Daily Overview for Wed Aug 30 2023  
(60 Minute Resolution)

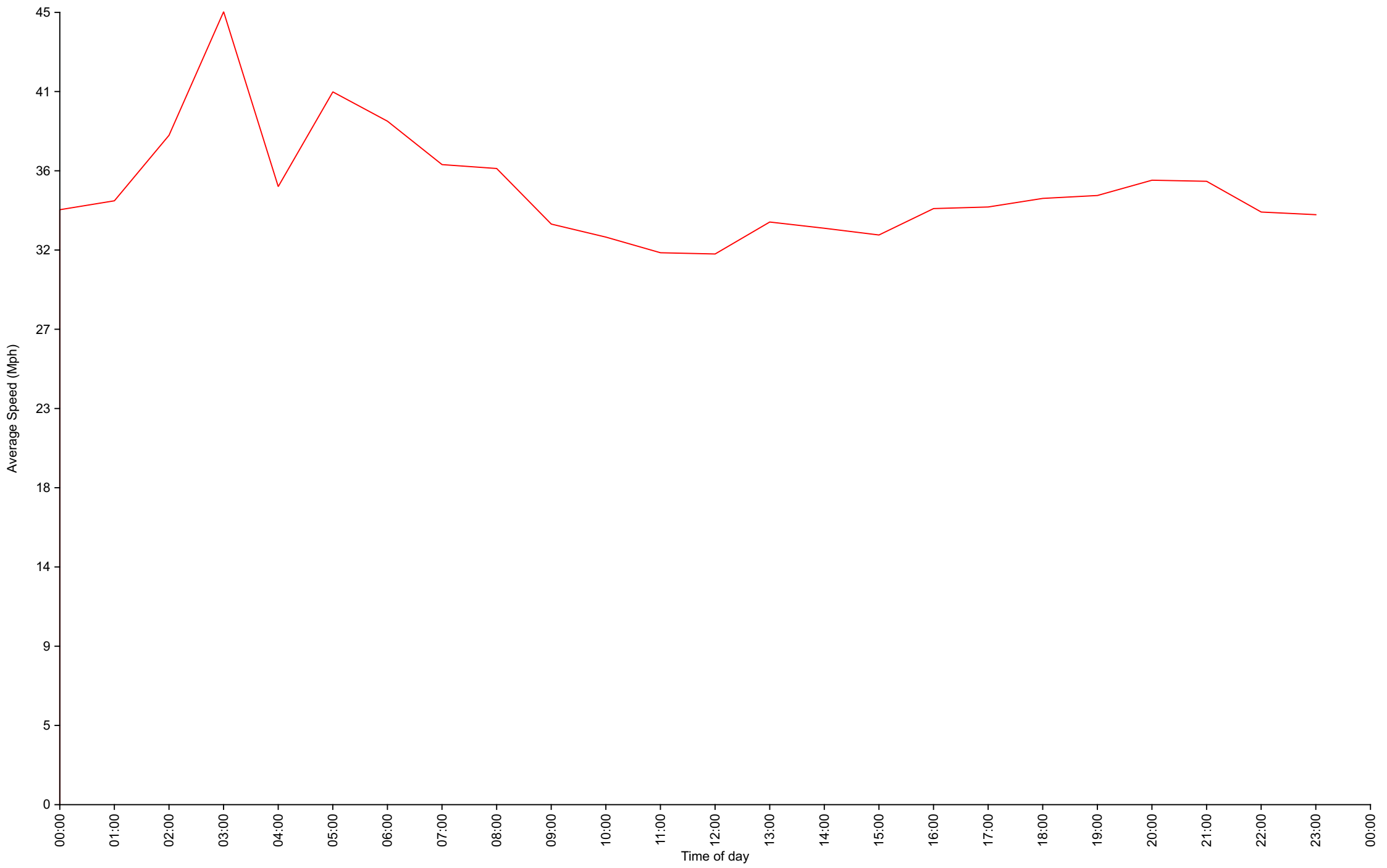


# Vehicle Counts By Speed Class

## Daily Overview for Wed Aug 30 2023

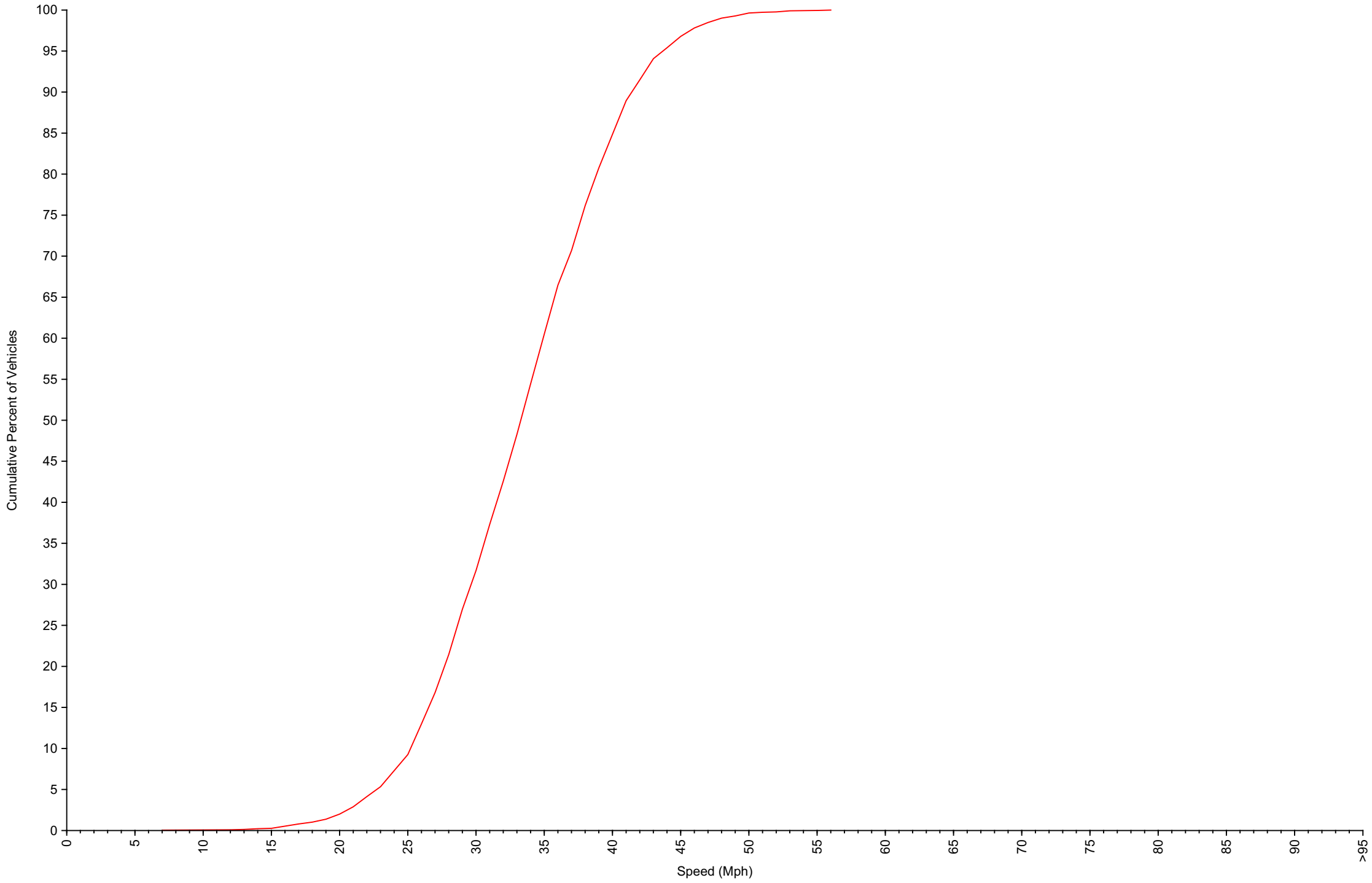


Average Speed By Hour  
Daily Overview for Wed Aug 30 2023  
(60 Minute Resolution)



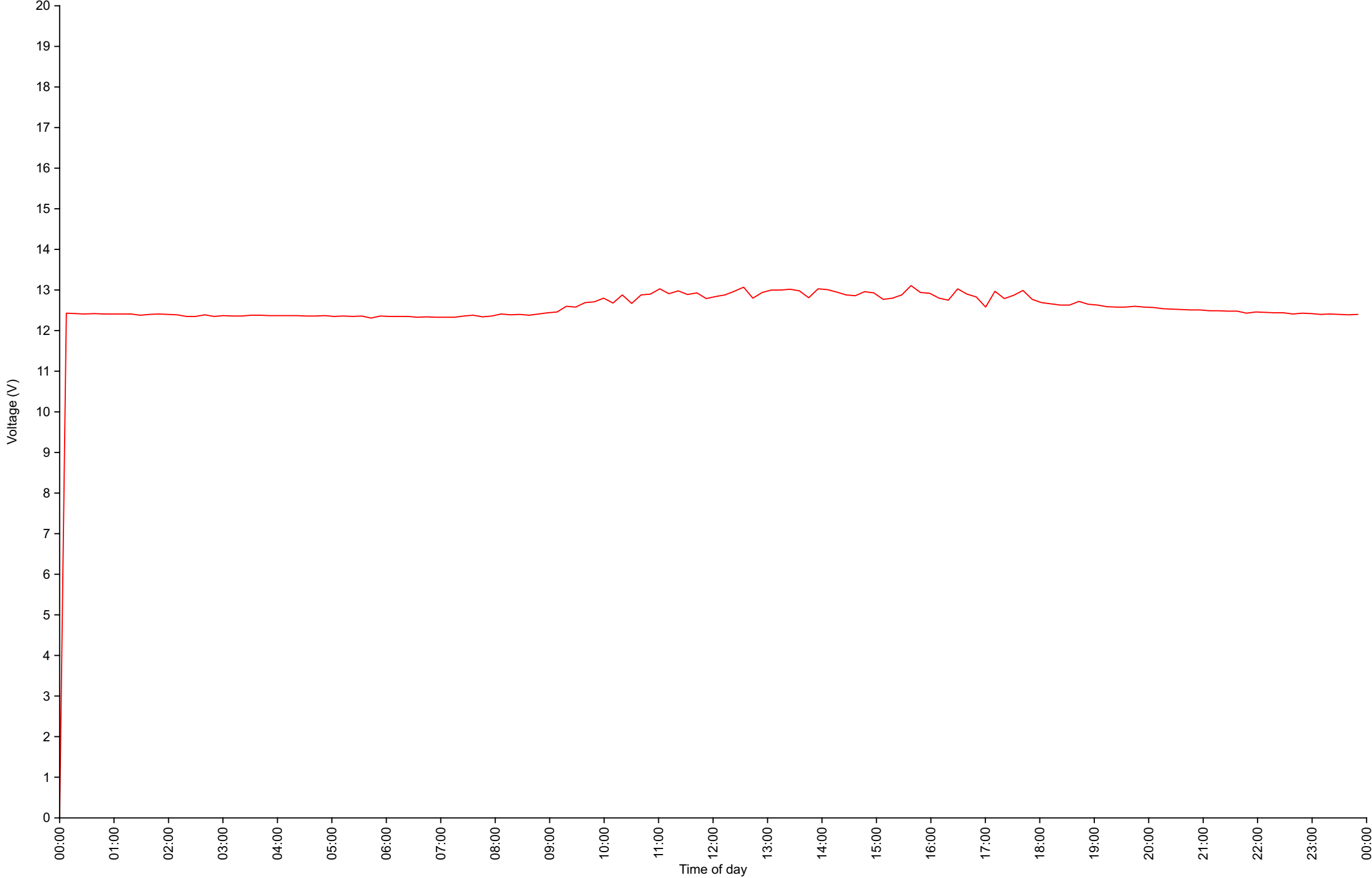
# Cumulative Speed Distribution Curve

## Daily Overview for Wed Aug 30 2023



# Voltage

## Daily Overview for Wed Aug 30 2023



# Traffic Report

Daily Overview for Thu Aug 31 2023

Vehicle Speed Classes (Mph)

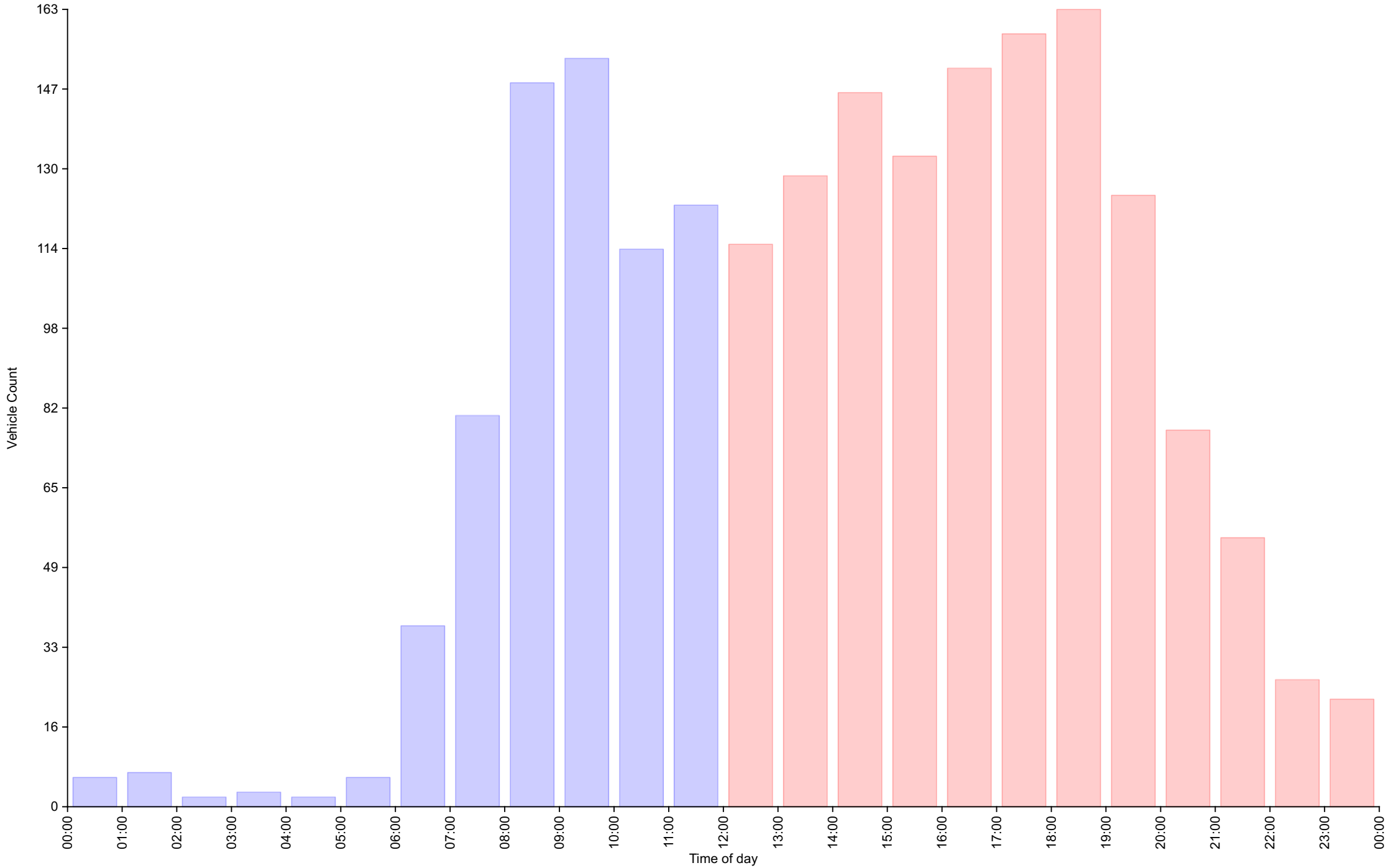
|          | <15      | 15<br>20 | 20<br>25 | 25<br>30  | 30<br>35      | 35<br>40   | 40<br>45  | 45<br>50  | 50<br>55 | 55<br>60 | 60<br>65 | 65<br>70 | >70   | Total      | 85th<br>Percentile |
|----------|----------|----------|----------|-----------|---------------|------------|-----------|-----------|----------|----------|----------|----------|-------|------------|--------------------|
| 00:00    | 0        | 0        | 0        | 0         | 2             | 1          | 2         | 1         | 0        | 0        | 0        | 0        | 0     | 6          | 43.2               |
| 01:00    | 0        | 0        | 0        | 1         | 2             | 1          | 2         | 0         | 1        | 0        | 0        | 0        | 0     | 7          | 39.9               |
| 02:00    | 0        | 0        | 0        | 0         | 1             | 1          | 0         | 0         | 0        | 0        | 0        | 0        | 0     | 2          | 36.9               |
| 03:00    | 0        | 0        | 0        | 0         | 0             | 2          | 1         | 0         | 0        | 0        | 0        | 0        | 0     | 3          | 39.1               |
| 04:00    | 0        | 0        | 0        | 0         | 1             | 1          | 0         | 0         | 0        | 0        | 0        | 0        | 0     | 2          | 36.8               |
| 05:00    | 0        | 0        | 0        | 0         | 1             | 1          | 3         | 1         | 0        | 0        | 0        | 0        | 0     | 6          | <b>43.2</b>        |
| 06:00    | 0        | 0        | 0        | 3         | 6             | 14         | 9         | 4         | 1        | 0        | 0        | 0        | 0     | 37         | 42.8               |
| 07:00    | 0        | 0        | 1        | 7         | 18            | 30         | 18        | <b>5</b>  | 1        | 0        | 0        | 0        | 0     | 80         | 42.0               |
| 08:00    | 0        | <b>3</b> | 3        | 15        | 41            | <b>56</b>  | <b>23</b> | 5         | <b>2</b> | 0        | 0        | 0        | 0     | 148        | 41.0               |
| 09:00    | 0        | 0        | <b>9</b> | <b>29</b> | <b>48</b>     | 45         | 17        | 5         | 0        | 0        | 0        | 0        | 0     | <b>153</b> | 38.7               |
| 10:00    | 0        | 0        | 3        | 27        | 35            | 34         | 15        | 0         | 0        | 0        | 0        | 0        | 0     | 114        | 38.3               |
| 11:00    | 0        | 0        | 6        | 21        | 38            | 35         | 19        | 4         | 0        | 0        | 0        | 0        | 0     | 123        | 39.6               |
| 12:00    | 0        | 2        | 1        | 29        | 43            | 26         | 10        | 4         | 0        | 0        | 0        | 0        | 0     | 115        | 38.5               |
| 13:00    | 0        | <b>6</b> | <b>9</b> | <b>46</b> | 34            | 26         | 5         | 2         | 1        | 0        | 0        | 0        | 0     | 129        | 36.0               |
| 14:00    | 0        | 0        | 4        | 29        | 46            | 41         | 22        | 4         | 0        | 0        | 0        | 0        | 0     | 146        | 39.6               |
| 15:00    | 0        | 0        | 3        | 22        | 51            | 31         | 19        | 7         | 0        | 0        | 0        | 0        | 0     | 133        | 40.0               |
| 16:00    | <b>1</b> | 1        | 6        | 38        | 50            | 35         | 16        | 2         | <b>2</b> | 0        | 0        | 0        | 0     | 151        | 38.1               |
| 17:00    | 0        | 0        | 6        | 25        | 51            | <b>53</b>  | 22        | 1         | 0        | 0        | 0        | 0        | 0     | 158        | 38.9               |
| 18:00    | 0        | 0        | 1        | 22        | <b>56</b>     | 49         | <b>24</b> | <b>10</b> | 1        | 0        | 0        | 0        | 0     | <b>163</b> | 41.3               |
| 19:00    | 0        | 0        | 2        | 28        | 33            | 41         | 16        | 3         | 1        | <b>1</b> | 0        | 0        | 0     | 125        | 39.3               |
| 20:00    | 0        | 0        | 1        | 20        | 30            | 20         | 3         | 2         | 0        | 1        | 0        | 0        | 0     | 77         | 36.9               |
| 21:00    | 0        | 0        | 2        | 12        | 16            | 16         | 7         | 1         | 1        | 0        | 0        | 0        | 0     | 55         | 39.4               |
| 22:00    | 0        | 0        | 0        | 3         | 9             | 8          | 3         | 1         | 2        | 0        | 0        | 0        | 0     | 26         | <b>41.2</b>        |
| 23:00    | 0        | 0        | 0        | 6         | 6             | 6          | 3         | 1         | 0        | 0        | 0        | 0        | 0     | 22         | 39.7               |
| AM Total | 0        | 3        | 22       | 103       | 193           | <b>221</b> | 109       | 25        | 5        | 0        | 0        | 0        | 0     |            |                    |
| PM Total | 1        | 9        | 35       | 280       | <b>425</b>    | 352        | 150       | 38        | 8        | 2        | 0        | 0        | 0     |            |                    |
| Total    | 1        | 12       | 57       | 383       | <b>618</b>    | 573        | 259       | 63        | 13       | 2        | 0        | 0        | 0     |            |                    |
| Percent  | 0.05%    | 0.61%    | 2.88%    | 19.33%    | <b>31.20%</b> | 28.92%     | 13.07%    | 3.18%     | 0.66%    | 0.10%    | 0.00%    | 0.00%    | 0.00% |            |                    |

Total Vehicles : 1981  
 30th Percentile : 30.4 MPH  
 50th Percentile : 33.4 MPH  
 85th Percentile : 39.5 MPH  
 95th Percentile : 43.2 MPH  
 Average Speed : 34.1 MPH  
 Highest Speed : 54.9 MPH

# Vehicle Counts By Hour

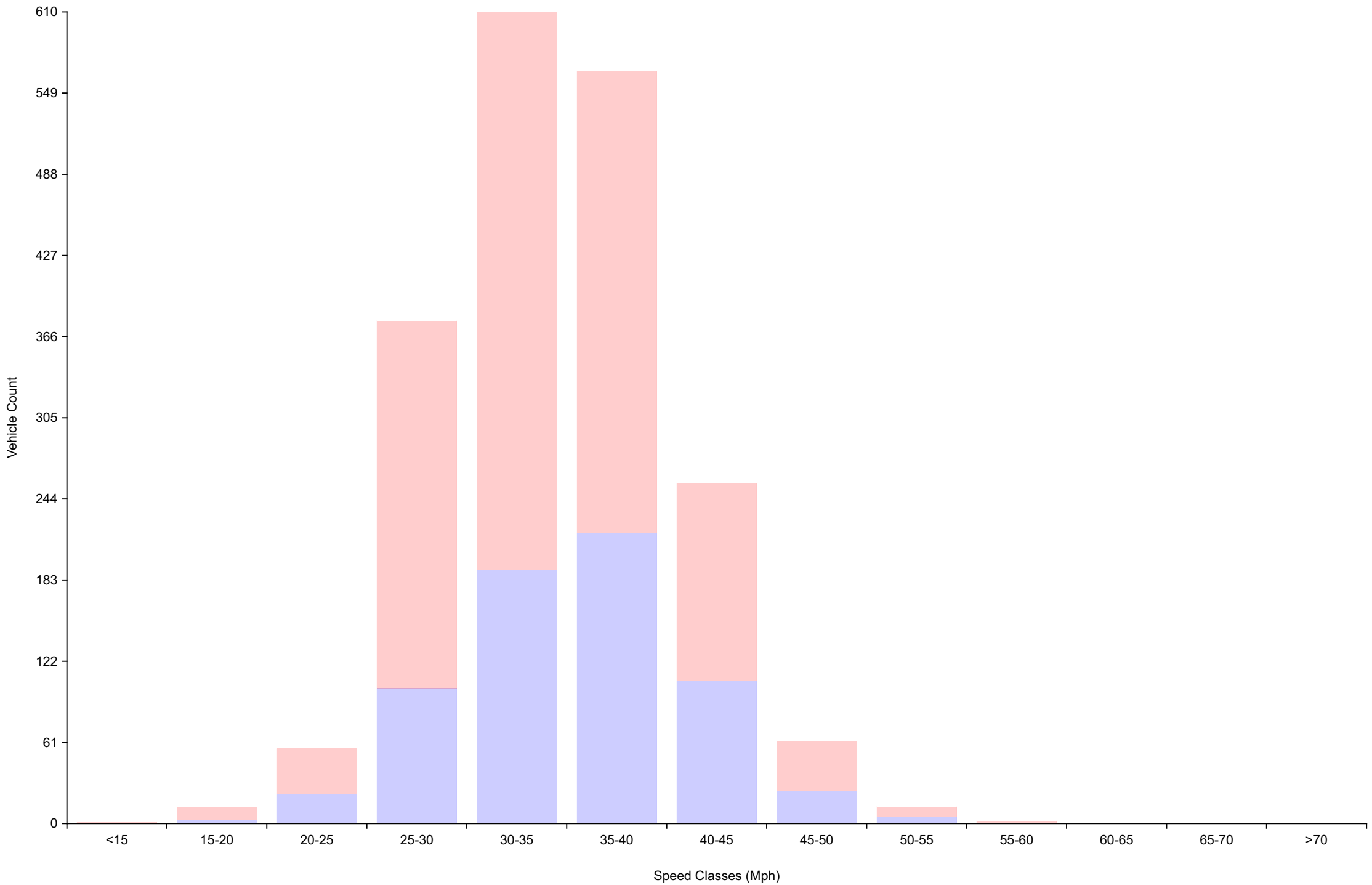
## Daily Overview for Thu Aug 31 2023

(60 Minute Resolution)



# Vehicle Counts By Speed Class

## Daily Overview for Thu Aug 31 2023

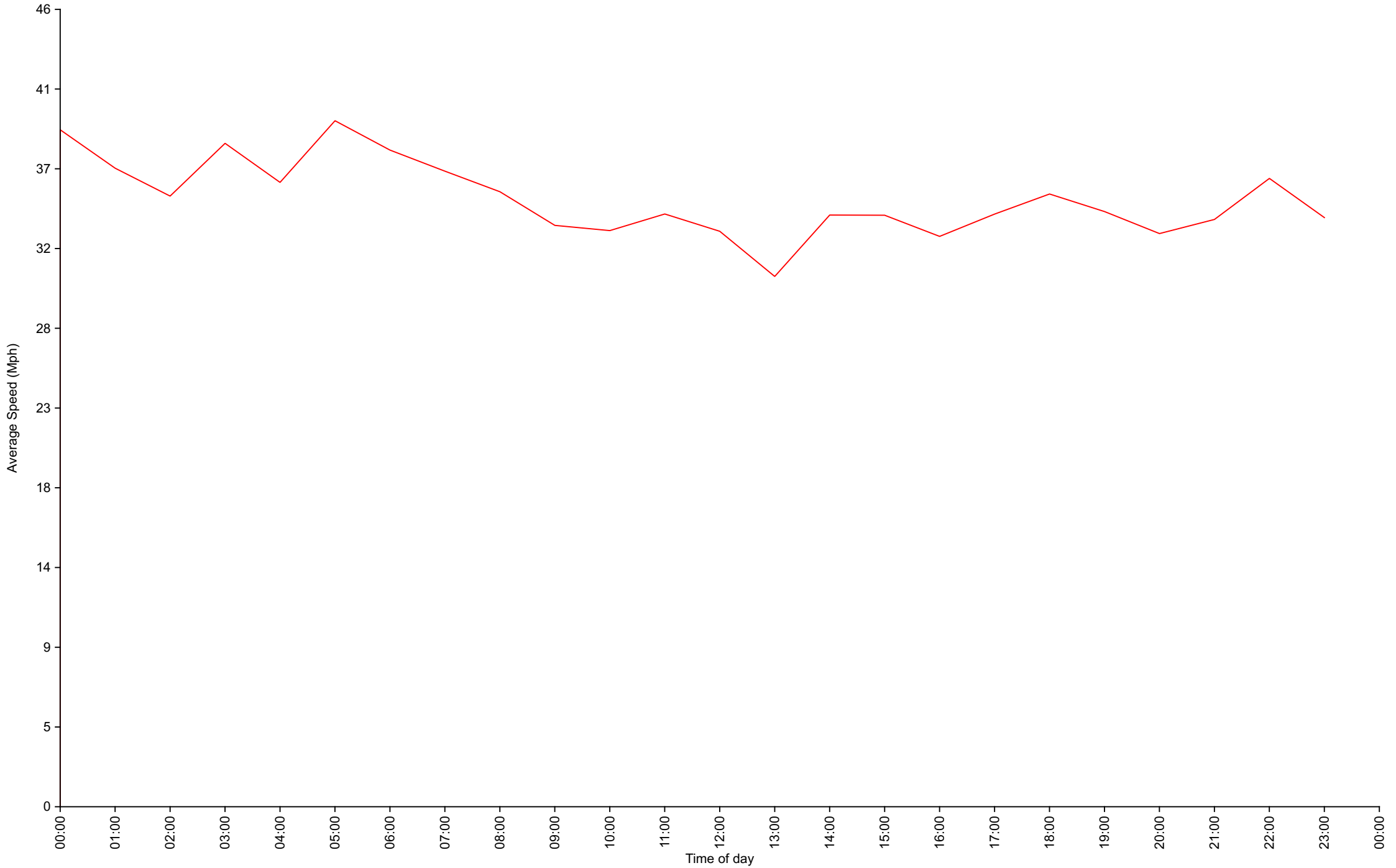




# Average Speed By Hour

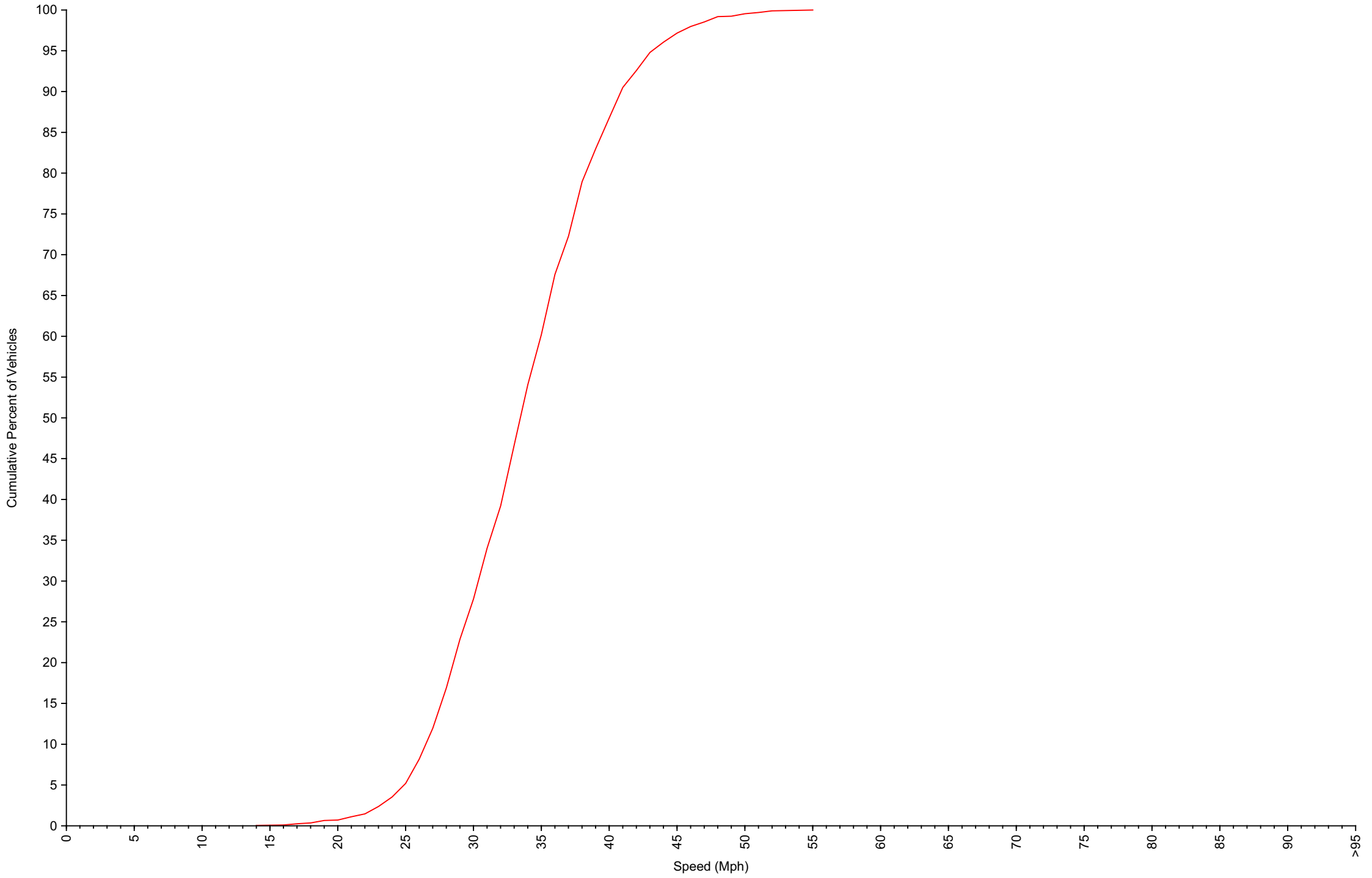
## Daily Overview for Thu Aug 31 2023

(60 Minute Resolution)



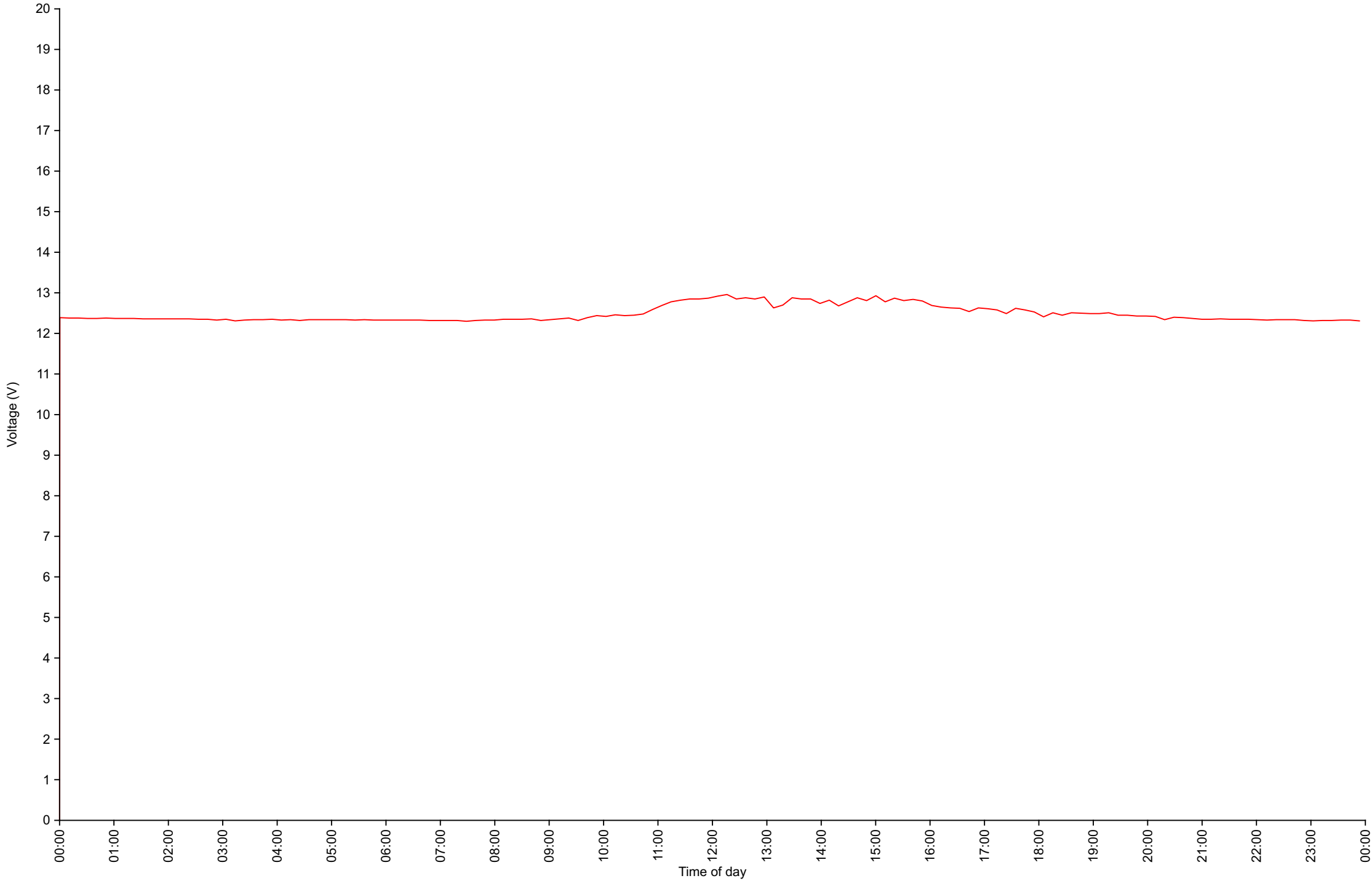
# Cumulative Speed Distribution Curve

## Daily Overview for Thu Aug 31 2023



# Voltage

## Daily Overview for Thu Aug 31 2023



# Traffic Report

Daily Overview for Fri Sep 1 2023

Vehicle Speed Classes (Mph)

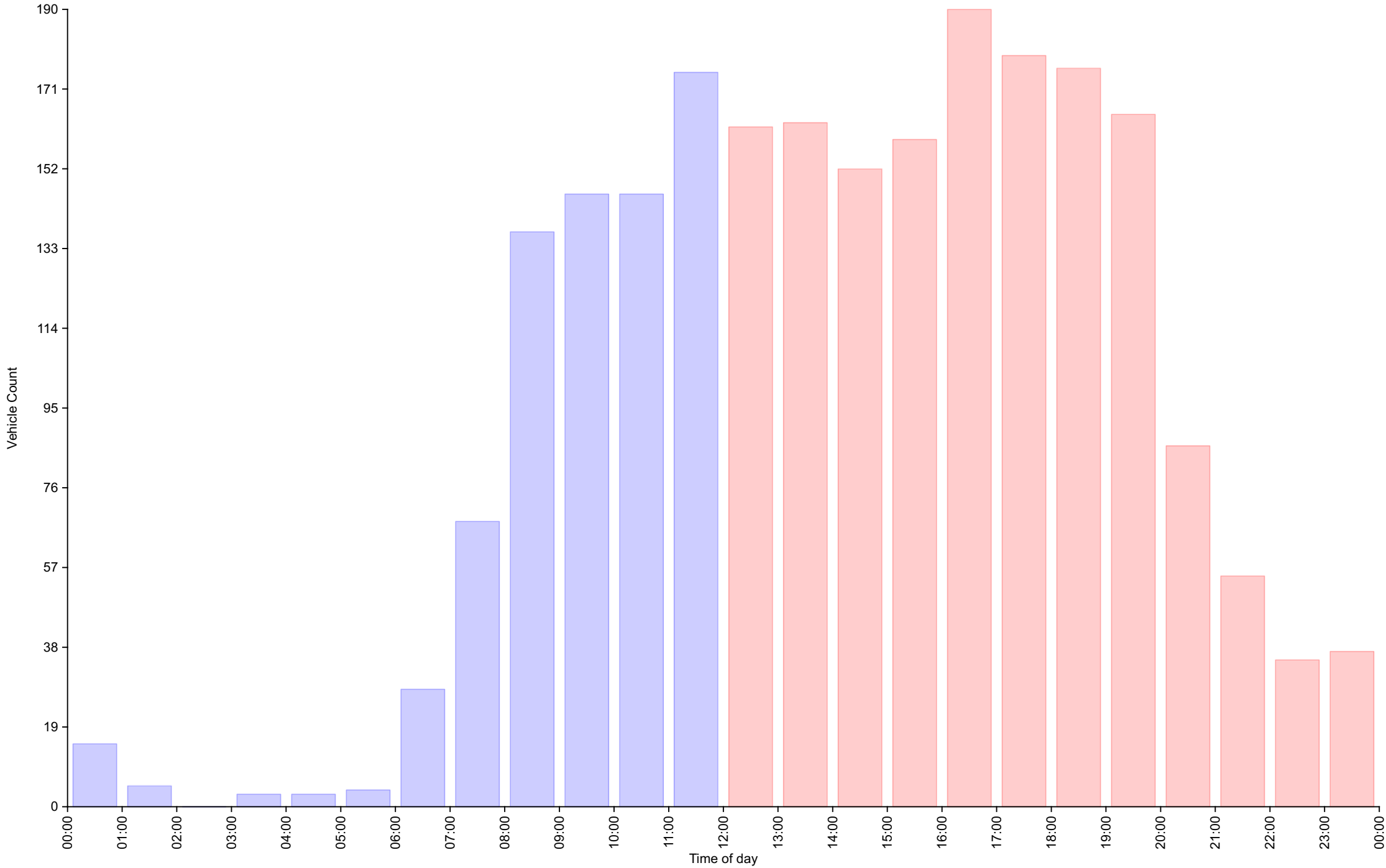
|          | <15      | 15<br>20 | 20<br>25  | 25<br>30  | 30<br>35   | 35<br>40      | 40<br>45  | 45<br>50  | 50<br>55 | 55<br>60 | 60<br>65 | 65<br>70 | >70   | Total      | 85th<br>Percentile |
|----------|----------|----------|-----------|-----------|------------|---------------|-----------|-----------|----------|----------|----------|----------|-------|------------|--------------------|
| 00:00    | 0        | 0        | 0         | 5         | 3          | 4             | 2         | 1         | 0        | 0        | 0        | 0        | 0     | 15         | 39.5               |
| 01:00    | 0        | 0        | 0         | 0         | 1          | 1             | 2         | 1         | 0        | 0        | 0        | 0        | 0     | 5          | 41.5               |
| 02:00    | 0        | 0        | 0         | 0         | 0          | 0             | 0         | 0         | 0        | 0        | 0        | 0        | 0     | 0          | 0.0                |
| 03:00    | 0        | 0        | 0         | 0         | 2          | 1             | 0         | 0         | 0        | 0        | 0        | 0        | 0     | 3          | 35.2               |
| 04:00    | 0        | 0        | 0         | 1         | 1          | 0             | 0         | 1         | 0        | 0        | 0        | 0        | 0     | 3          | 39.3               |
| 05:00    | 0        | 0        | 0         | 0         | 1          | 3             | 0         | 0         | 0        | 0        | 0        | 0        | 0     | 4          | 37.7               |
| 06:00    | 0        | 0        | 1         | 5         | 4          | 10            | 5         | 3         | 0        | 0        | 0        | 0        | 0     | 28         | 42.8               |
| 07:00    | 0        | 0        | 1         | 8         | 11         | 25            | 16        | 6         | 1        | 0        | 0        | 0        | 0     | 68         | 42.6               |
| 08:00    | 0        | <b>5</b> | 3         | 11        | 34         | 35            | <b>39</b> | 9         | 0        | 0        | <b>1</b> | 0        | 0     | 137        | <b>42.3</b>        |
| 09:00    | <b>3</b> | 2        | 6         | 21        | <b>53</b>  | 35            | 21        | 5         | 0        | 0        | 0        | 0        | 0     | 146        | 39.5               |
| 10:00    | 0        | 3        | <b>19</b> | 40        | 24         | 39            | 12        | 7         | <b>2</b> | 0        | 0        | 0        | 0     | 146        | 38.8               |
| 11:00    | 0        | 2        | 9         | <b>42</b> | 41         | <b>49</b>     | 19        | <b>11</b> | 1        | <b>1</b> | 0        | 0        | 0     | <b>175</b> | 40.2               |
| 12:00    | 0        | <b>1</b> | 5         | 24        | 45         | <b>56</b>     | 23        | 7         | 1        | 0        | 0        | 0        | 0     | 162        | 40.0               |
| 13:00    | 0        | 1        | 2         | 30        | 56         | 45            | 21        | 7         | 0        | <b>1</b> | 0        | 0        | 0     | 163        | 39.6               |
| 14:00    | 0        | 0        | 5         | 34        | 43         | 42            | 22        | 5         | 1        | 0        | 0        | 0        | 0     | 152        | 39.7               |
| 15:00    | 0        | 0        | <b>14</b> | 31        | 44         | 42            | 24        | 2         | <b>2</b> | 0        | 0        | 0        | 0     | 159        | 39.7               |
| 16:00    | 0        | 0        | 1         | 28        | <b>73</b>  | 56            | 26        | 5         | 1        | 0        | 0        | 0        | 0     | <b>190</b> | 39.4               |
| 17:00    | 0        | 0        | 3         | 30        | 50         | 56            | <b>35</b> | 5         | 0        | 0        | 0        | 0        | 0     | 179        | 40.7               |
| 18:00    | 0        | 0        | 4         | 18        | 59         | 53            | 26        | <b>13</b> | 2        | 1        | 0        | 0        | 0     | 176        | 41.5               |
| 19:00    | 0        | 0        | 5         | <b>35</b> | 49         | 47            | 23        | 6         | 0        | 0        | 0        | 0        | 0     | 165        | 39.5               |
| 20:00    | 0        | 0        | 2         | 10        | 23         | 25            | 17        | 7         | 2        | 0        | 0        | 0        | 0     | 86         | <b>43.0</b>        |
| 21:00    | 0        | 0        | 1         | 6         | 20         | 17            | 6         | 4         | 1        | 0        | 0        | 0        | 0     | 55         | 40.8               |
| 22:00    | 0        | 0        | 1         | 5         | 12         | 12            | 5         | 0         | 0        | 0        | 0        | 0        | 0     | 35         | 38.9               |
| 23:00    | 0        | 0        | 0         | 4         | 13         | 12            | 6         | 2         | 0        | 0        | 0        | 0        | 0     | 37         | 42.1               |
| AM Total | 3        | 12       | 39        | 133       | 175        | <b>202</b>    | 116       | 44        | 4        | 1        | 1        | 0        | 0     |            |                    |
| PM Total | 0        | 2        | 43        | 255       | <b>487</b> | 463           | 234       | 63        | 10       | 2        | 0        | 0        | 0     |            |                    |
| Total    | 3        | 14       | 82        | 388       | 662        | <b>665</b>    | 350       | 107       | 14       | 3        | 1        | 0        | 0     |            |                    |
| Percent  | 0.13%    | 0.61%    | 3.58%     | 16.95%    | 28.92%     | <b>29.05%</b> | 15.29%    | 4.67%     | 0.61%    | 0.13%    | 0.04%    | 0.00%    | 0.00% |            |                    |

Total Vehicles : 2289  
 30th Percentile : 30.7 MPH  
 50th Percentile : 34.0 MPH  
 85th Percentile : 40.3 MPH  
 95th Percentile : 44.3 MPH  
 Average Speed : 34.5 MPH  
 Highest Speed : 61.2 MPH

# Vehicle Counts By Hour

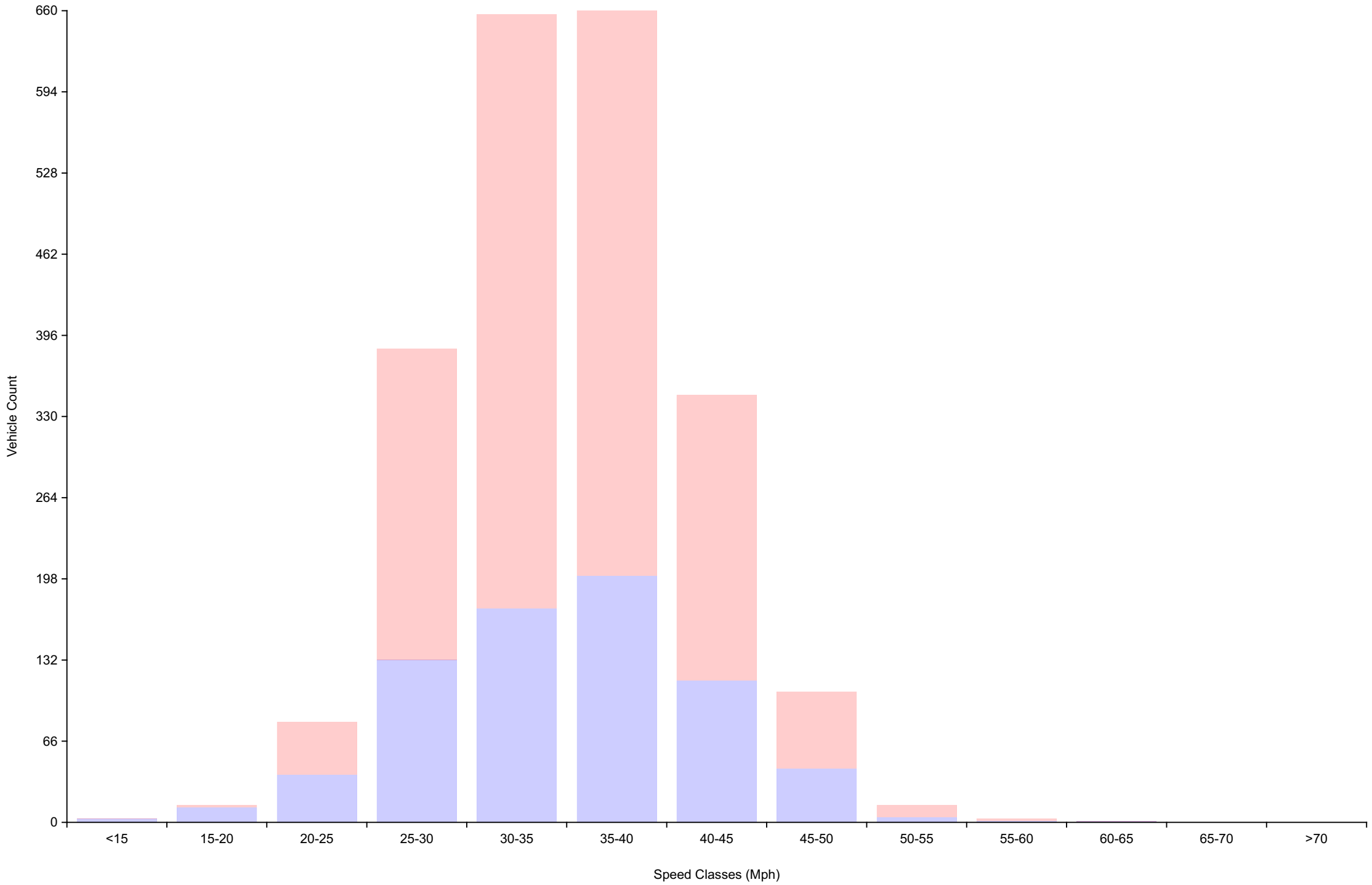
## Daily Overview for Fri Sep 1 2023

(60 Minute Resolution)



# Vehicle Counts By Speed Class

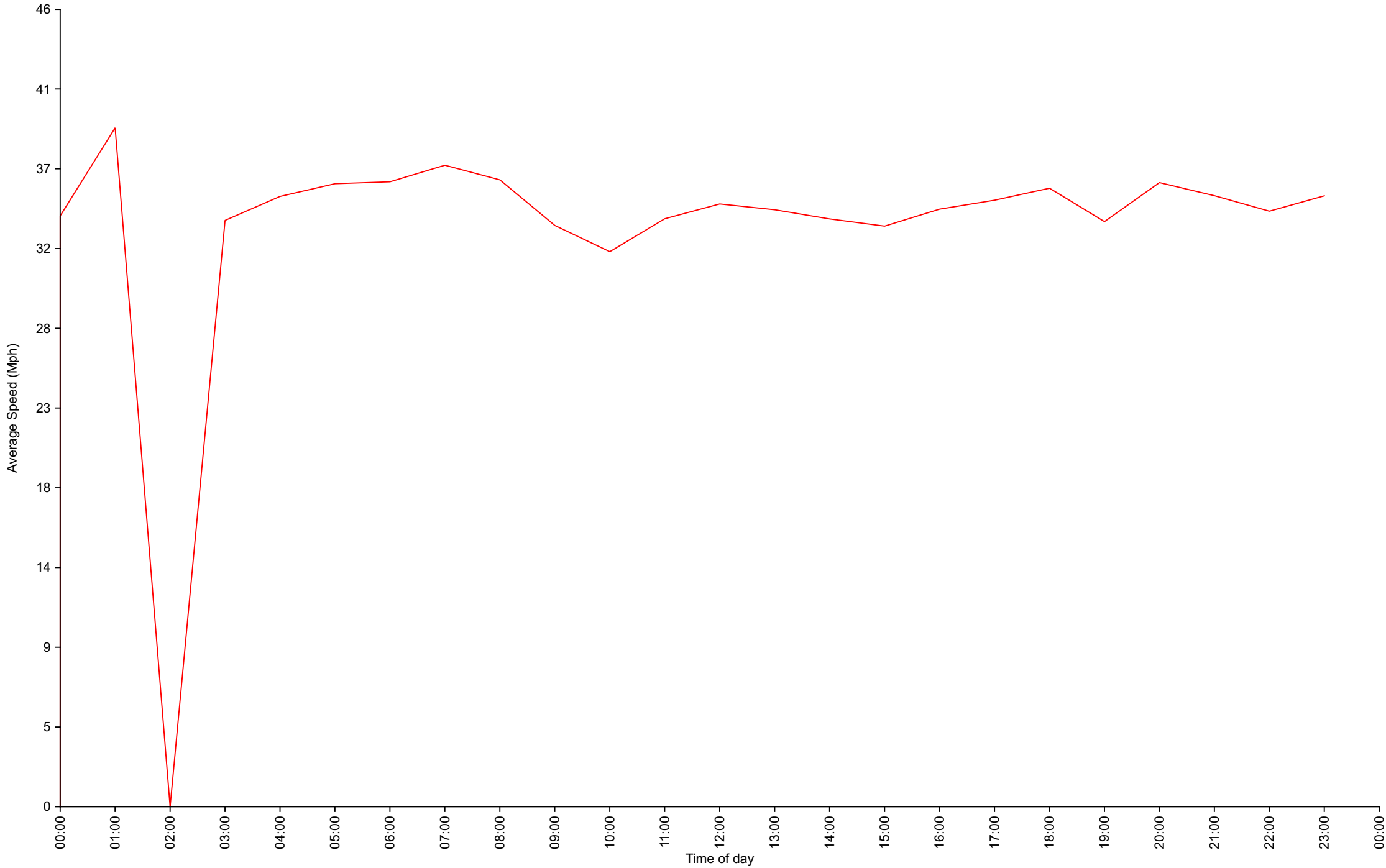
## Daily Overview for Fri Sep 1 2023



# Average Speed By Hour

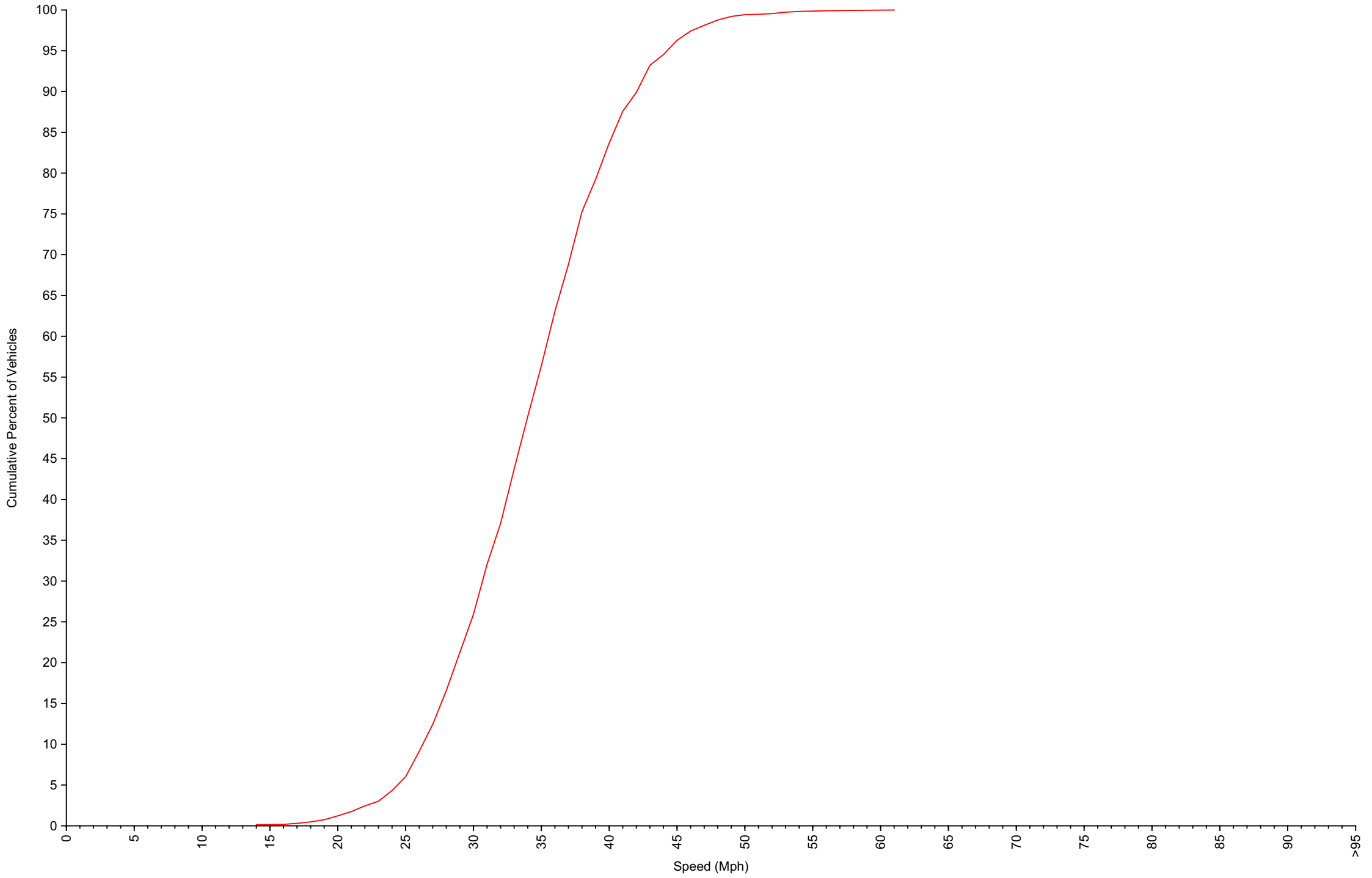
## Daily Overview for Fri Sep 1 2023

(60 Minute Resolution)



# Cumulative Speed Distribution Curve

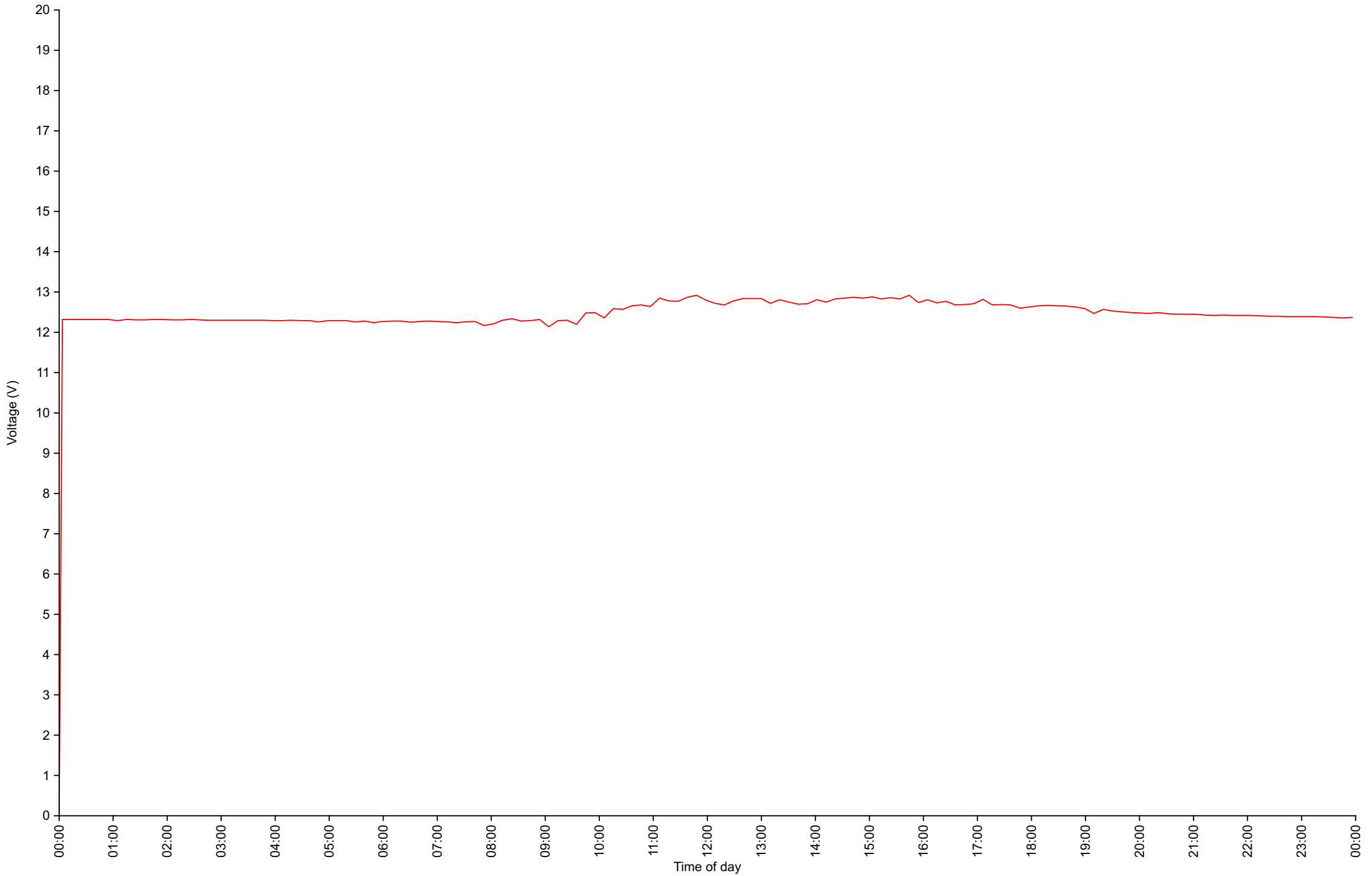
## Daily Overview for Fri Sep 1 2023





# Voltage

## Daily Overview for Fri Sep 1 2023



# Traffic Report

Daily Overview for Sat Sep 2 2023

Vehicle Speed Classes (Mph)

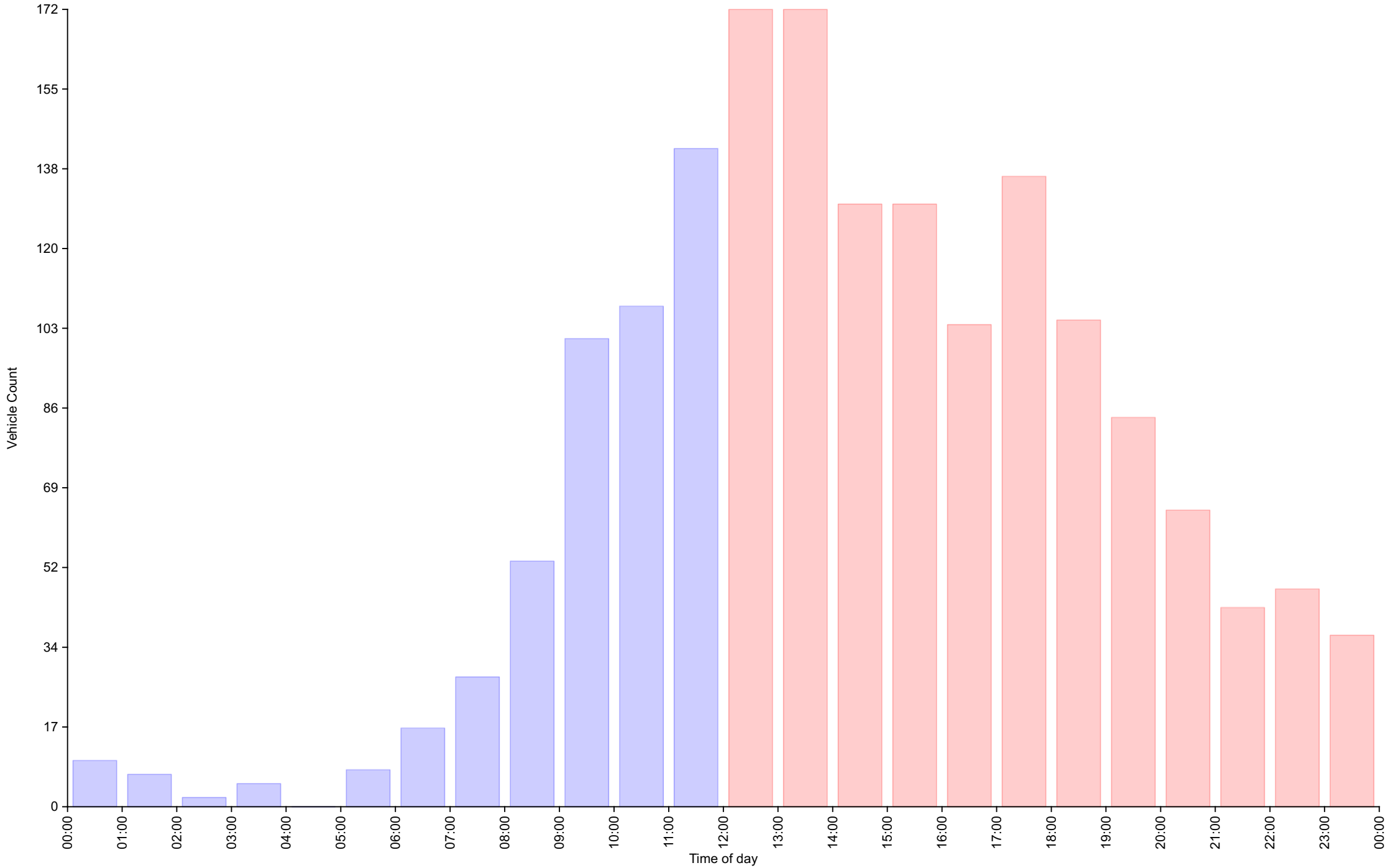
|          | <15      | 15<br>20 | 20<br>25 | 25<br>30  | 30<br>35  | 35<br>40      | 40<br>45  | 45<br>50 | 50<br>55 | 55<br>60 | 60<br>65 | 65<br>70 | >70   | Total      | 85th<br>Percentile |
|----------|----------|----------|----------|-----------|-----------|---------------|-----------|----------|----------|----------|----------|----------|-------|------------|--------------------|
| 00:00    | 0        | 0        | 1        | 1         | 3         | 2             | 1         | 1        | 1        | 0        | 0        | 0        | 0     | 10         | 44.5               |
| 01:00    | 0        | 0        | 0        | 1         | 1         | 1             | 3         | 1        | 0        | 0        | 0        | 0        | 0     | 7          | 42.9               |
| 02:00    | 0        | 0        | 0        | 2         | 0         | 0             | 0         | 0        | 0        | 0        | 0        | 0        | 0     | 2          | 26.7               |
| 03:00    | 0        | 0        | 0        | 0         | 0         | 2             | 1         | 2        | 0        | 0        | 0        | 0        | 0     | 5          | 45.5               |
| 04:00    | 0        | 0        | 0        | 0         | 0         | 0             | 0         | 0        | 0        | 0        | 0        | 0        | 0     | 0          | 0.0                |
| 05:00    | 0        | 0        | 0        | 0         | 0         | 3             | 4         | 1        | 0        | 0        | 0        | 0        | 0     | 8          | 41.8               |
| 06:00    | 0        | 0        | 0        | 4         | 2         | 2             | 4         | 1        | 1        | <b>3</b> | 0        | 0        | 0     | 17         | <b>52.7</b>        |
| 07:00    | 0        | 0        | 0        | 0         | 2         | 6             | 12        | <b>6</b> | 2        | 0        | 0        | 0        | 0     | 28         | 45.8               |
| 08:00    | 0        | 0        | 1        | 8         | 11        | 15            | 13        | 2        | 2        | 1        | 0        | 0        | 0     | 53         | 42.4               |
| 09:00    | 0        | 0        | 0        | 20        | 20        | 34            | <b>21</b> | 3        | <b>3</b> | 0        | 0        | 0        | 0     | 101        | 41.5               |
| 10:00    | 0        | <b>1</b> | 0        | 20        | 22        | <b>43</b>     | 16        | 4        | 2        | 0        | 0        | 0        | 0     | 108        | 40.1               |
| 11:00    | 0        | 0        | <b>4</b> | <b>32</b> | <b>49</b> | 36            | 16        | 5        | 0        | 0        | 0        | 0        | 0     | <b>142</b> | 39.0               |
| 12:00    | 0        | 0        | 3        | <b>42</b> | 48        | 44            | 24        | <b>9</b> | <b>2</b> | 0        | 0        | 0        | 0     | <b>172</b> | 40.4               |
| 13:00    | 0        | 0        | 2        | 27        | 42        | <b>66</b>     | <b>26</b> | 7        | 1        | <b>1</b> | 0        | 0        | 0     | 172        | 41.0               |
| 14:00    | 0        | <b>1</b> | <b>6</b> | 17        | 35        | 54            | 12        | 5        | 0        | 0        | 0        | 0        | 0     | 130        | 38.7               |
| 15:00    | 0        | 0        | 4        | 22        | 46        | 38            | 15        | 4        | 1        | 0        | 0        | 0        | 0     | 130        | 39.2               |
| 16:00    | <b>1</b> | 0        | 4        | 19        | 23        | 35            | 17        | 5        | 0        | 0        | 0        | 0        | 0     | 104        | 40.5               |
| 17:00    | 0        | 0        | 6        | 30        | <b>54</b> | 27            | 14        | 4        | 1        | 0        | 0        | 0        | 0     | 136        | 37.7               |
| 18:00    | 0        | 0        | 1        | 21        | 28        | 25            | 21        | 8        | 0        | 1        | 0        | 0        | 0     | 105        | <b>41.6</b>        |
| 19:00    | 0        | 0        | 4        | 11        | 25        | 24            | 13        | 7        | 0        | 0        | 0        | 0        | 0     | 84         | 40.7               |
| 20:00    | 0        | 0        | 1        | 11        | 22        | 19            | 8         | 3        | 0        | 0        | 0        | 0        | 0     | 64         | 39.4               |
| 21:00    | 0        | 0        | 0        | 10        | 14        | 12            | 5         | 2        | 0        | 0        | 0        | 0        | 0     | 43         | 39.5               |
| 22:00    | 0        | 0        | 1        | 13        | 8         | 16            | 5         | 4        | 0        | 0        | 0        | 0        | 0     | 47         | 40.0               |
| 23:00    | 0        | 0        | 1        | 9         | 10        | 9             | 6         | 0        | 2        | 0        | 0        | 0        | 0     | 37         | 40.7               |
| AM Total | 0        | 1        | 6        | 88        | 110       | <b>144</b>    | 91        | 26       | 11       | 4        | 0        | 0        | 0     |            |                    |
| PM Total | 1        | 1        | 33       | 232       | 355       | <b>369</b>    | 166       | 58       | 7        | 2        | 0        | 0        | 0     |            |                    |
| Total    | 1        | 2        | 39       | 320       | 465       | <b>513</b>    | 257       | 84       | 18       | 6        | 0        | 0        | 0     |            |                    |
| Percent  | 0.06%    | 0.12%    | 2.29%    | 18.77%    | 27.27%    | <b>30.09%</b> | 15.07%    | 4.93%    | 1.06%    | 0.35%    | 0.00%    | 0.00%    | 0.00% |            |                    |

Total Vehicles : 1705  
 30th Percentile : 30.9 MPH  
 50th Percentile : 34.3 MPH  
 85th Percentile : 40.6 MPH  
 95th Percentile : 44.6 MPH  
 Average Speed : 34.9 MPH  
 Highest Speed : 57.3 MPH

# Vehicle Counts By Hour

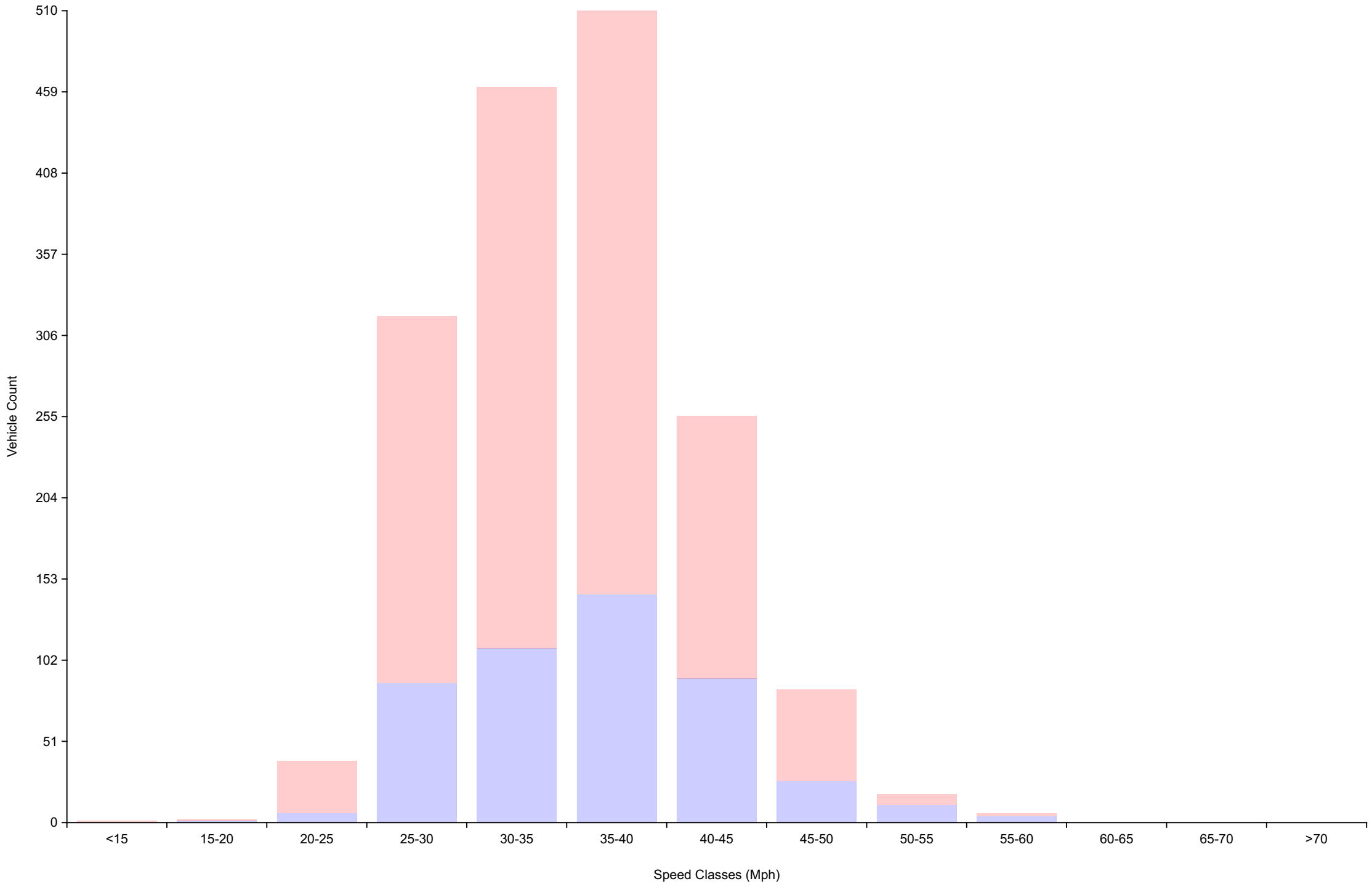
## Daily Overview for Sat Sep 2 2023

(60 Minute Resolution)



# Vehicle Counts By Speed Class

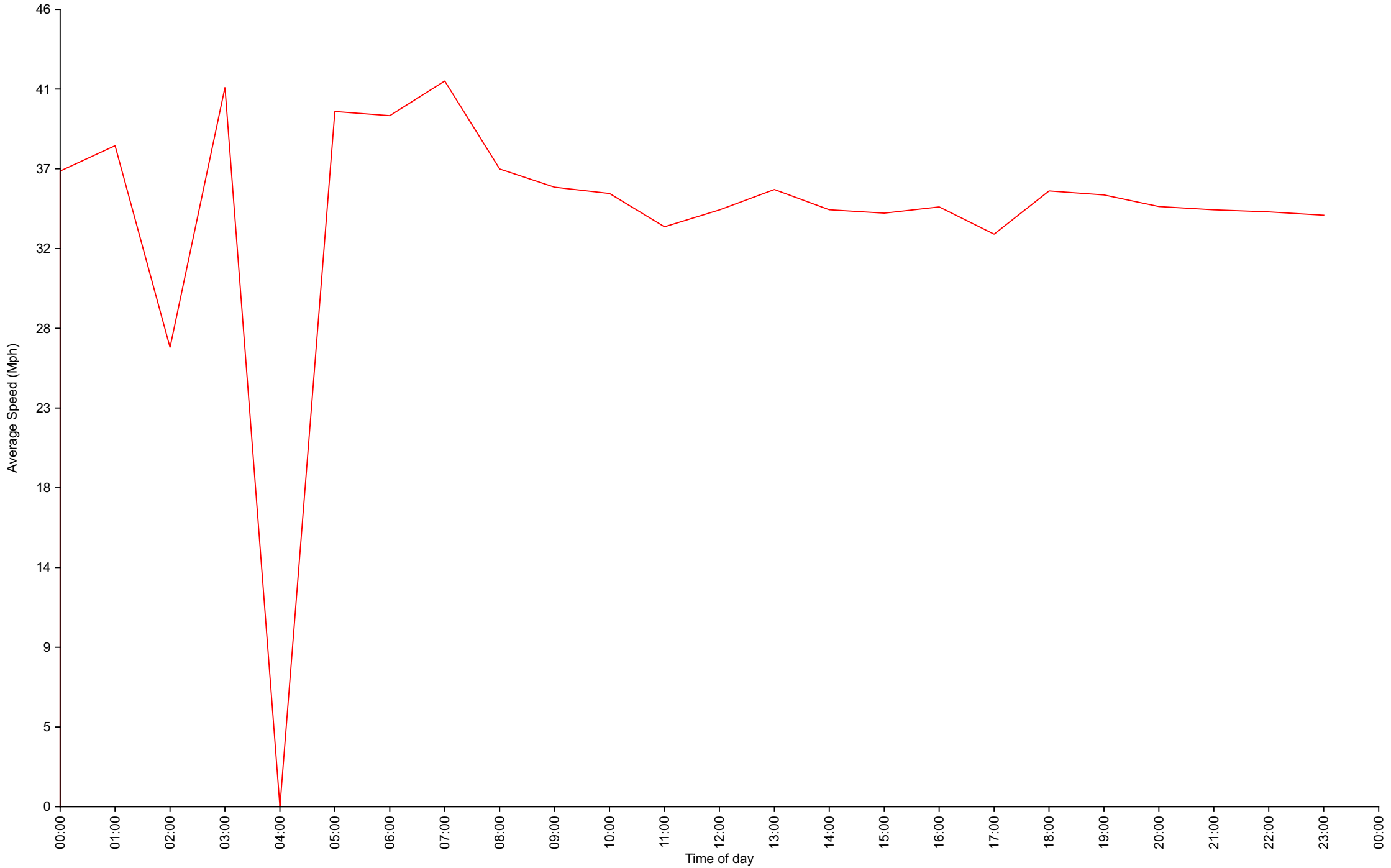
## Daily Overview for Sat Sep 2 2023



# Average Speed By Hour

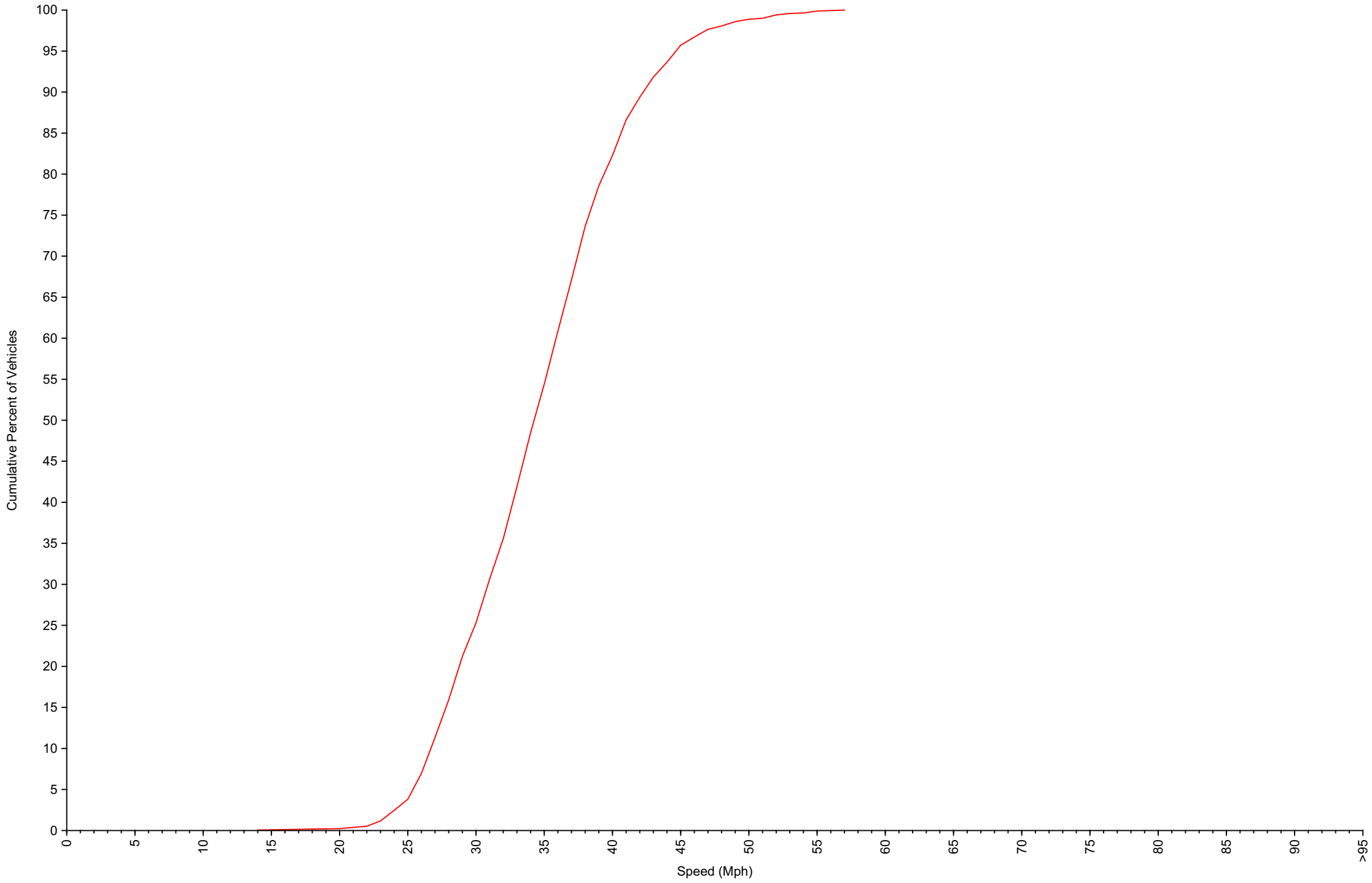
## Daily Overview for Sat Sep 2 2023

(60 Minute Resolution)



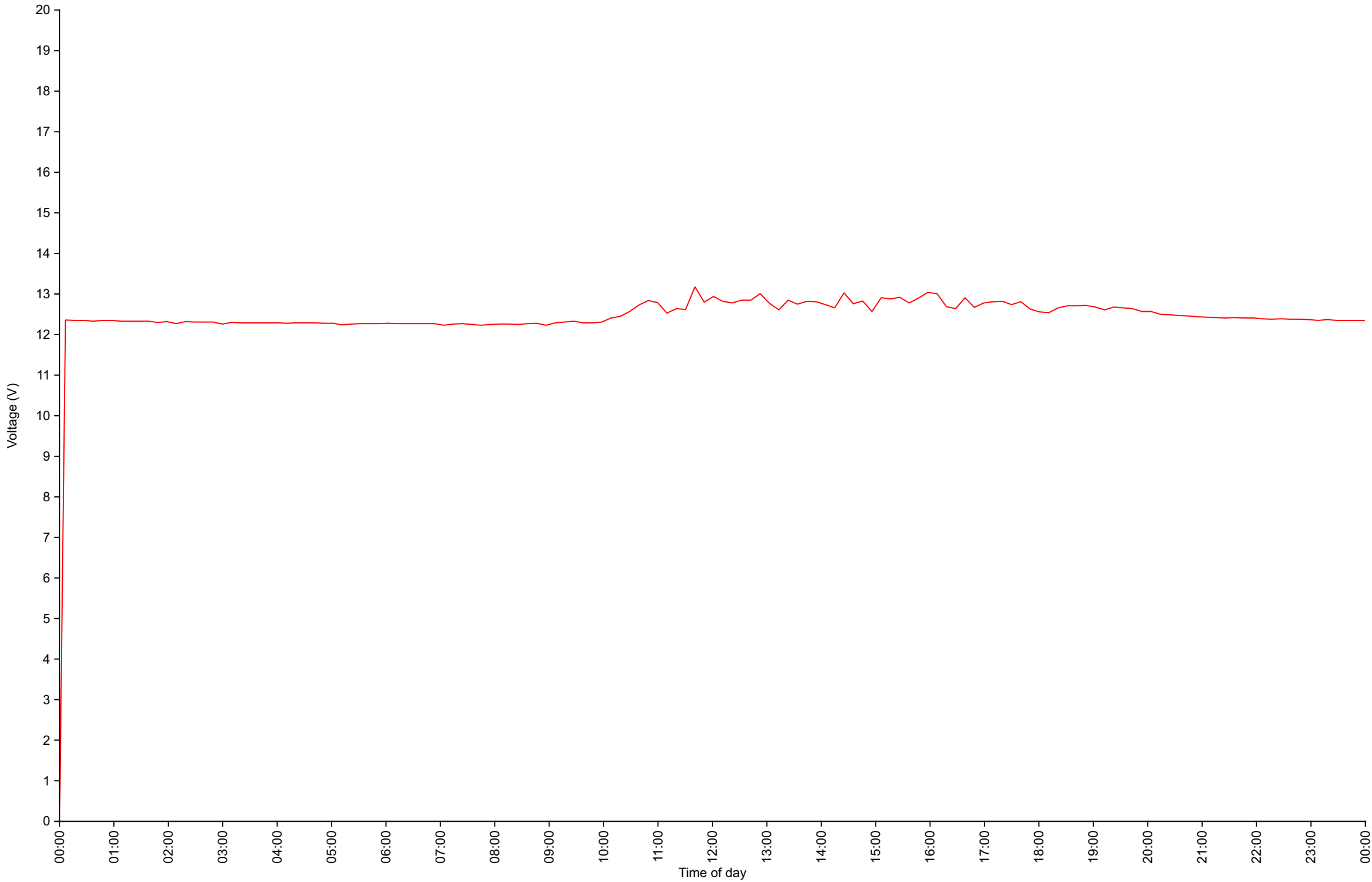
# Cumulative Speed Distribution Curve

## Daily Overview for Sat Sep 2 2023



# Voltage

## Daily Overview for Sat Sep 2 2023



# Traffic Report

Daily Overview for Sun Sep 3 2023

Vehicle Speed Classes (Mph)

|          | <15   | 15<br>20 | 20<br>25 | 25<br>30  | 30<br>35      | 35<br>40   | 40<br>45  | 45<br>50 | 50<br>55 | 55<br>60 | 60<br>65 | 65<br>70 | >70   | Total      | 85th<br>Percentile |
|----------|-------|----------|----------|-----------|---------------|------------|-----------|----------|----------|----------|----------|----------|-------|------------|--------------------|
| 00:00    | 0     | 0        | 0        | 5         | 4             | 7          | 0         | 1        | 0        | 0        | 0        | 0        | 0     | 17         | 37.4               |
| 01:00    | 0     | 0        | 0        | 1         | 8             | 5          | 2         | 0        | 0        | <b>1</b> | 0        | 0        | 0     | 17         | 39.4               |
| 02:00    | 0     | 0        | 0        | 1         | 4             | 2          | 0         | 0        | 0        | 0        | 0        | 0        | 0     | 7          | 35.9               |
| 03:00    | 0     | 0        | 0        | 3         | 2             | 0          | 1         | 1        | 0        | 0        | 0        | 0        | 0     | 7          | 43.5               |
| 04:00    | 0     | 0        | 0        | 0         | 1             | 4          | 0         | 1        | 0        | 0        | 0        | 0        | 0     | 6          | 38.8               |
| 05:00    | 0     | 0        | 0        | 0         | 1             | 1          | 1         | 0        | 0        | 0        | 0        | 0        | 0     | 3          | 38.8               |
| 06:00    | 0     | 0        | 0        | 2         | 2             | 2          | 2         | 0        | 0        | 0        | 0        | 0        | 0     | 8          | 39.8               |
| 07:00    | 0     | 0        | 0        | 1         | 5             | 6          | 4         | 6        | <b>3</b> | 0        | 0        | 0        | 0     | 25         | <b>47.3</b>        |
| 08:00    | 0     | 0        | 0        | 1         | 4             | 11         | 10        | 4        | 1        | 1        | 0        | 0        | 0     | 32         | 45.2               |
| 09:00    | 0     | 1        | <b>4</b> | 6         | 17            | 17         | 18        | 6        | 3        | 1        | 0        | 0        | 0     | 73         | 43.1               |
| 10:00    | 0     | 1        | 2        | 12        | 22            | 20         | <b>29</b> | <b>8</b> | 0        | 0        | 0        | 0        | 0     | 94         | 42.7               |
| 11:00    | 0     | <b>4</b> | 4        | <b>22</b> | <b>35</b>     | <b>33</b>  | 19        | 4        | 0        | 0        | 0        | 0        | 0     | <b>121</b> | 39.5               |
| 12:00    | 0     | 0        | 1        | 13        | <b>50</b>     | <b>50</b>  | 18        | 7        | 0        | 0        | 0        | 0        | 0     | 139        | 39.8               |
| 13:00    | 0     | 0        | <b>5</b> | <b>22</b> | 43            | 45         | <b>30</b> | <b>9</b> | 2        | 0        | 0        | 0        | 0     | <b>156</b> | 41.6               |
| 14:00    | 0     | 0        | 3        | 20        | 33            | 47         | 21        | 2        | 0        | 0        | 0        | 0        | 0     | 126        | 39.6               |
| 15:00    | 0     | 0        | 2        | 16        | 41            | 44         | 15        | 5        | 2        | 0        | 0        | 0        | 0     | 125        | 39.8               |
| 16:00    | 0     | 0        | 1        | 17        | 41            | 35         | 18        | 4        | 1        | 0        | 0        | 0        | 0     | 117        | 39.6               |
| 17:00    | 0     | <b>1</b> | 4        | 19        | 34            | 28         | 22        | 3        | 1        | 0        | 0        | 0        | 0     | 112        | 41.4               |
| 18:00    | 0     | 0        | 1        | 12        | 31            | 28         | 11        | 3        | 0        | <b>1</b> | 0        | 0        | 0     | 87         | 39.5               |
| 19:00    | 0     | 0        | 1        | 11        | 26            | 23         | 26        | 4        | <b>3</b> | 0        | 0        | 0        | 0     | 94         | 42.3               |
| 20:00    | 0     | 0        | 1        | 7         | 22            | 17         | 15        | 4        | 1        | 0        | 0        | 0        | 0     | 67         | 42.0               |
| 21:00    | 0     | 0        | 1        | 15        | 10            | 11         | 9         | 1        | 1        | 0        | 0        | 0        | 0     | 48         | 39.9               |
| 22:00    | 0     | 0        | 0        | 4         | 8             | 5          | 4         | 2        | 1        | 0        | 0        | 0        | 0     | 24         | <b>43.4</b>        |
| 23:00    | 0     | 0        | 1        | 2         | 12            | 7          | 4         | 1        | 0        | 0        | 0        | 0        | 0     | 27         | 39.9               |
| AM Total | 0     | 6        | 10       | 54        | 105           | <b>108</b> | 86        | 31       | 7        | 3        | 0        | 0        | 0     |            |                    |
| PM Total | 0     | 1        | 21       | 158       | <b>351</b>    | 340        | 193       | 45       | 12       | 1        | 0        | 0        | 0     |            |                    |
| Total    | 0     | 7        | 31       | 212       | <b>456</b>    | 448        | 279       | 76       | 19       | 4        | 0        | 0        | 0     |            |                    |
| Percent  | 0.00% | 0.46%    | 2.02%    | 13.84%    | <b>29.77%</b> | 29.24%     | 18.21%    | 4.96%    | 1.24%    | 0.26%    | 0.00%    | 0.00%    | 0.00% |            |                    |

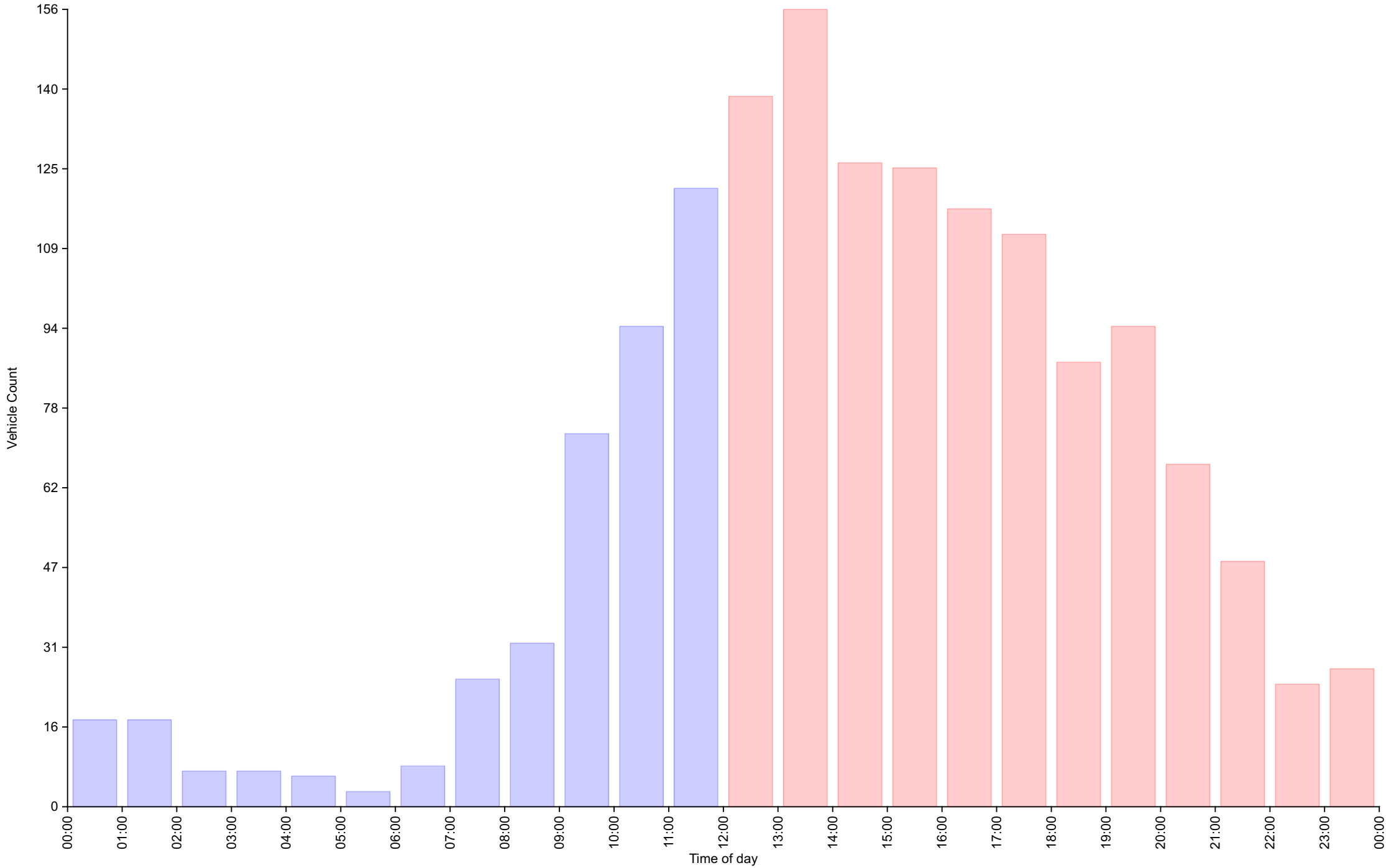
Total Vehicles : 1532  
 30th Percentile : 31.6 MPH  
 50th Percentile : 34.6 MPH  
 85th Percentile : 41.3 MPH  
 95th Percentile : 44.9 MPH  
 Average Speed : 35.4 MPH  
 Highest Speed : 58.3 MPH



# Vehicle Counts By Hour

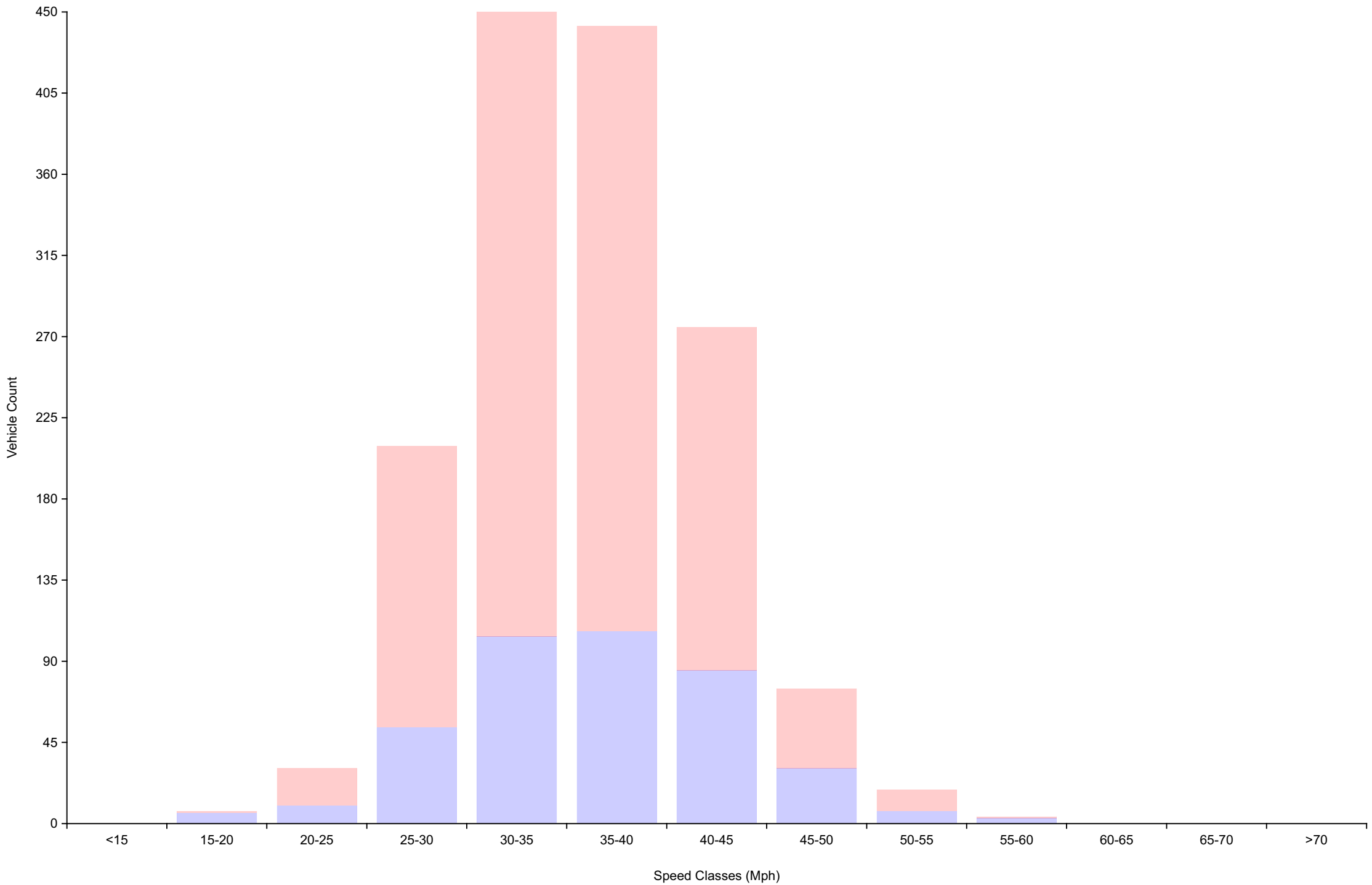
## Daily Overview for Sun Sep 3 2023

(60 Minute Resolution)

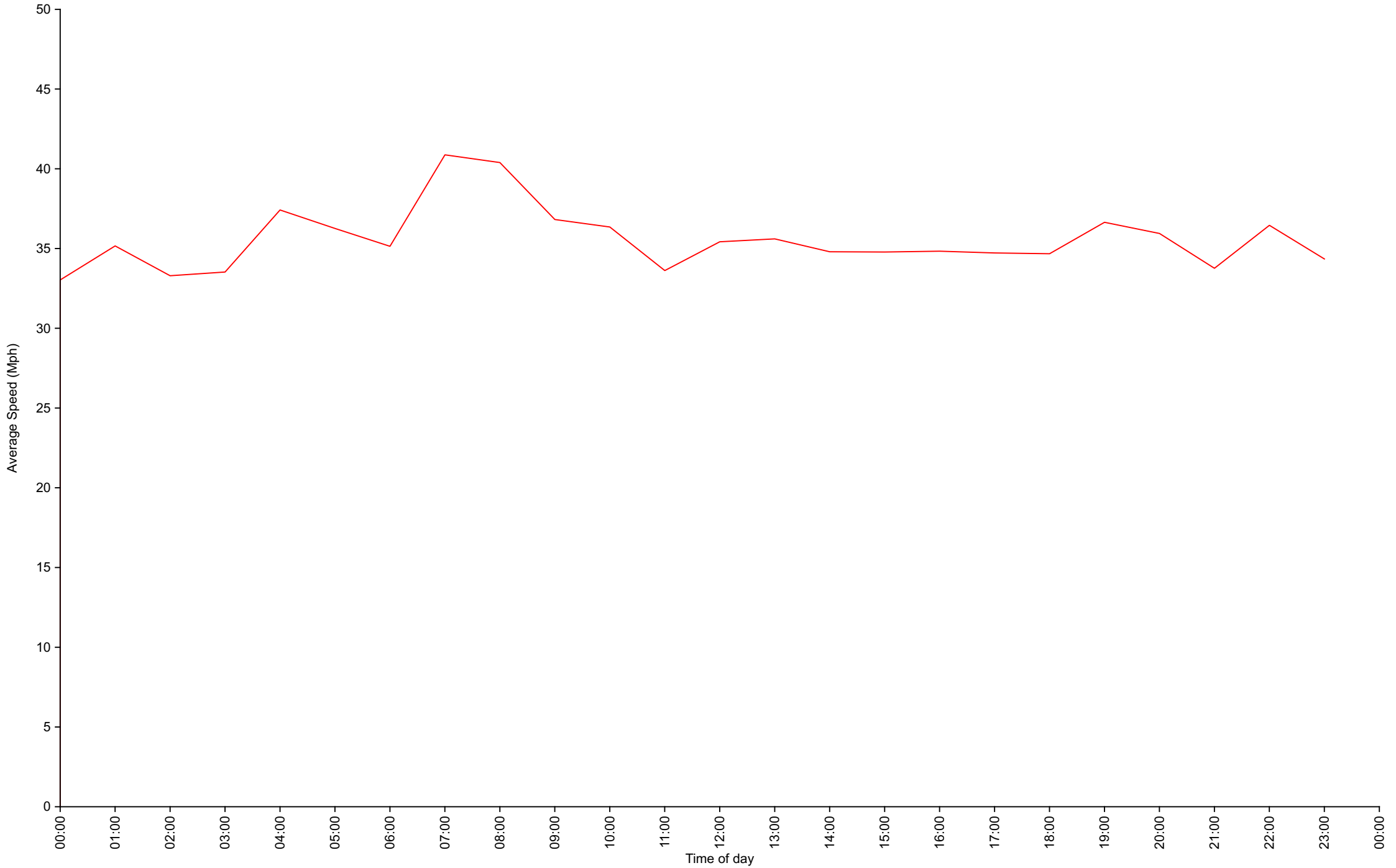


# Vehicle Counts By Speed Class

## Daily Overview for Sun Sep 3 2023

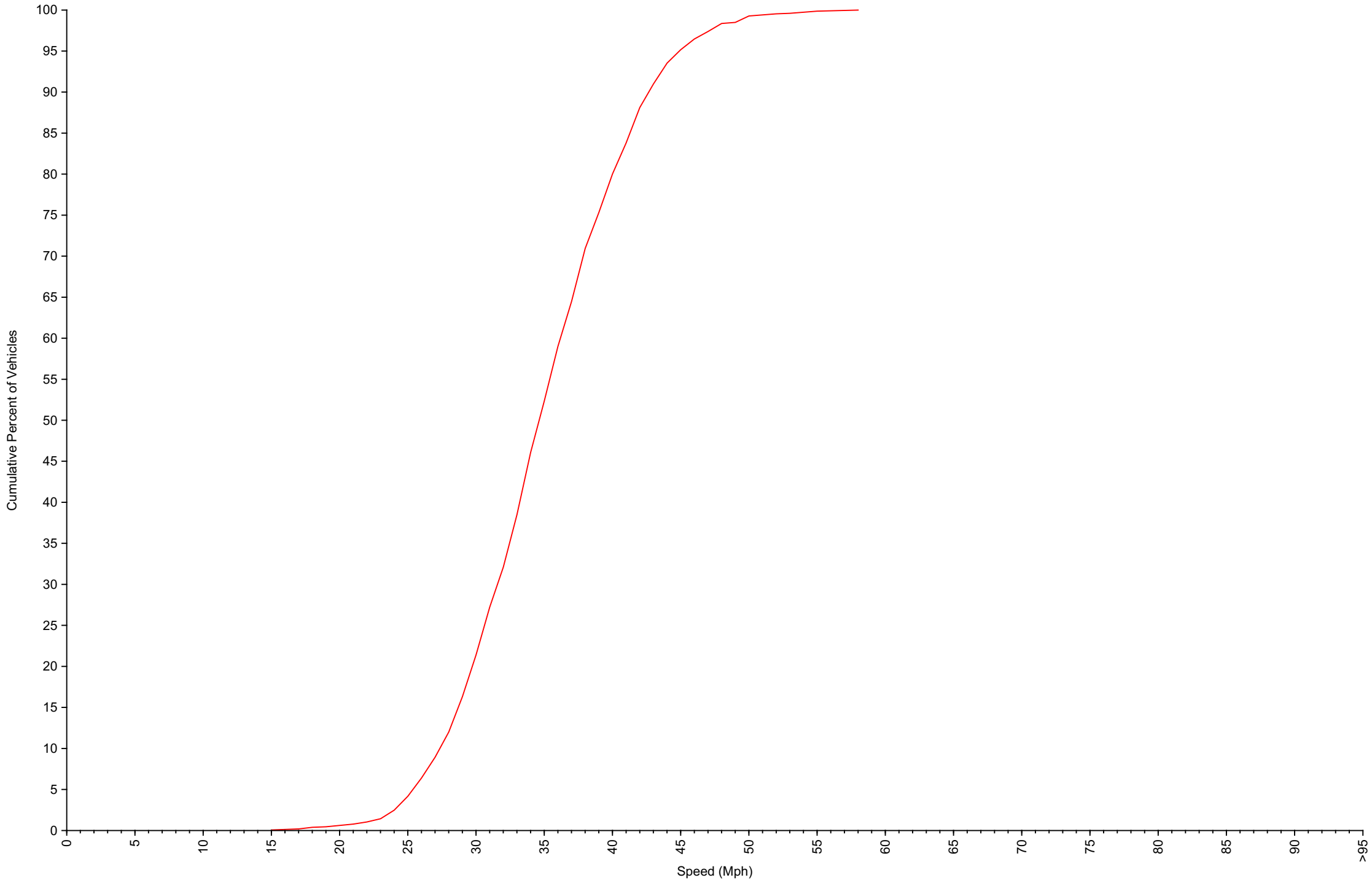


Average Speed By Hour  
Daily Overview for Sun Sep 3 2023  
(60 Minute Resolution)



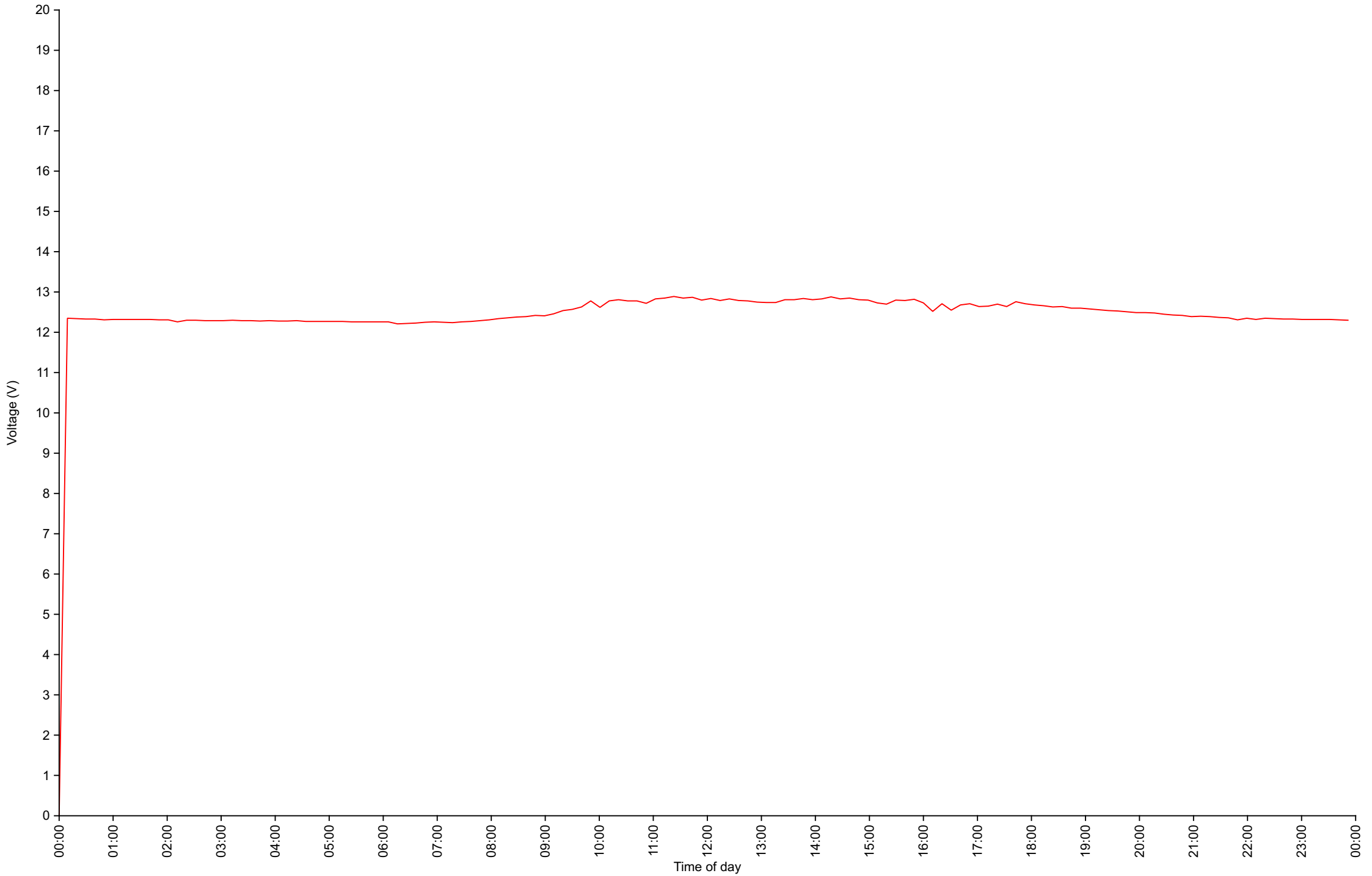
# Cumulative Speed Distribution Curve

## Daily Overview for Sun Sep 3 2023



# Voltage

## Daily Overview for Sun Sep 3 2023



# Traffic Report

Daily Overview for Mon Sep 4 2023

Vehicle Speed Classes (Mph)

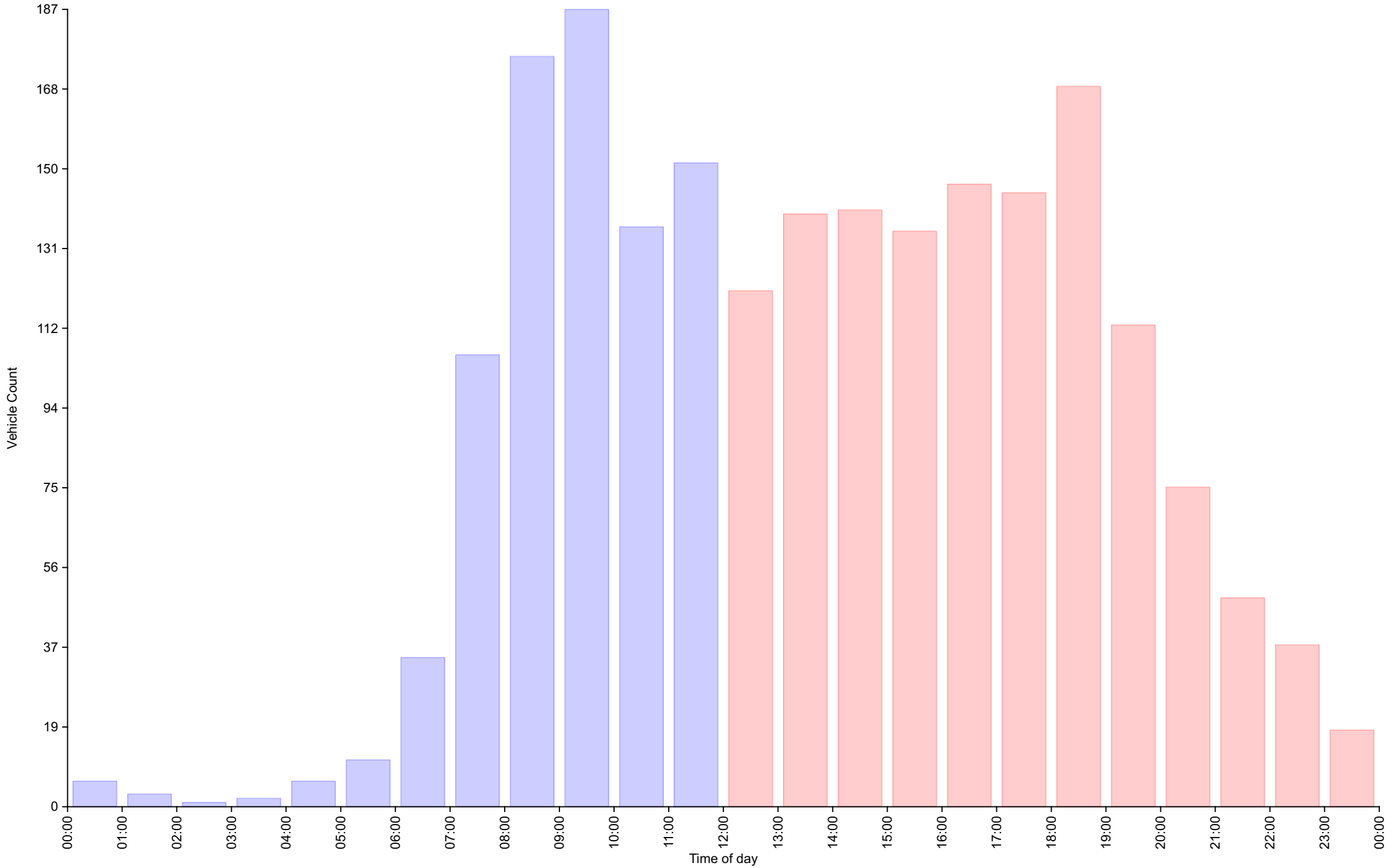
|          | <15   | 15<br>20 | 20<br>25  | 25<br>30  | 30<br>35  | 35<br>40      | 40<br>45  | 45<br>50  | 50<br>55 | 55<br>60 | 60<br>65 | 65<br>70 | >70   | Total      | 85th<br>Percentile |
|----------|-------|----------|-----------|-----------|-----------|---------------|-----------|-----------|----------|----------|----------|----------|-------|------------|--------------------|
| 00:00    | 0     | 0        | 0         | 1         | 1         | 3             | 1         | 0         | 0        | 0        | 0        | 0        | 0     | 6          | 39.4               |
| 01:00    | 0     | 0        | 0         | 0         | 2         | 0             | 0         | 1         | 0        | 0        | 0        | 0        | 0     | 3          | 41.7               |
| 02:00    | 0     | 0        | 0         | 0         | 0         | 0             | 0         | 1         | 0        | 0        | 0        | 0        | 0     | 1          | 44.8               |
| 03:00    | 0     | 0        | 0         | 0         | 1         | 1             | 0         | 0         | 0        | 0        | 0        | 0        | 0     | 2          | 36.8               |
| 04:00    | 0     | 0        | 0         | 0         | 0         | 4             | 2         | 0         | 0        | 0        | 0        | 0        | 0     | 6          | 42.2               |
| 05:00    | 0     | 0        | 0         | 1         | 1         | 4             | 1         | 3         | 0        | <b>1</b> | 0        | 0        | 0     | 11         | <b>45.7</b>        |
| 06:00    | 0     | 0        | 0         | 3         | 7         | 10            | 9         | 5         | 0        | 1        | 0        | 0        | 0     | 35         | 44.5               |
| 07:00    | 0     | <b>1</b> | 0         | 10        | 26        | 36            | 24        | 8         | 1        | 0        | 0        | 0        | 0     | 106        | 42.6               |
| 08:00    | 0     | 0        | 2         | 25        | 37        | 52            | <b>40</b> | <b>18</b> | 2        | 0        | 0        | 0        | 0     | 176        | 42.8               |
| 09:00    | 0     | 0        | 0         | <b>27</b> | 37        | <b>69</b>     | 39        | 13        | 2        | 0        | 0        | 0        | 0     | <b>187</b> | 41.8               |
| 10:00    | 0     | 1        | 6         | 16        | 38        | 45            | 24        | 5         | 1        | 0        | 0        | 0        | 0     | 136        | 40.3               |
| 11:00    | 0     | 0        | <b>7</b>  | 22        | <b>41</b> | 48            | 26        | 4         | <b>3</b> | 0        | 0        | 0        | 0     | 151        | 40.5               |
| 12:00    | 0     | 0        | 1         | 13        | 35        | 39            | <b>30</b> | 3         | 0        | 0        | 0        | 0        | 0     | 121        | 40.6               |
| 13:00    | 0     | 0        | <b>12</b> | 22        | 40        | 47            | 15        | 2         | 0        | <b>1</b> | 0        | 0        | 0     | 139        | 38.8               |
| 14:00    | 0     | 0        | 6         | 26        | <b>52</b> | 33            | 18        | 5         | 0        | 0        | 0        | 0        | 0     | 140        | 39.3               |
| 15:00    | 0     | 0        | 2         | 32        | 36        | 47            | 14        | 3         | 1        | 0        | 0        | 0        | 0     | 135        | 38.5               |
| 16:00    | 0     | 0        | 4         | <b>37</b> | 48        | 36            | 17        | 3         | 1        | 0        | 0        | 0        | 0     | 146        | 38.8               |
| 17:00    | 0     | <b>2</b> | 9         | 28        | 48        | 36            | 13        | <b>8</b>  | 0        | 0        | 0        | 0        | 0     | 144        | 38.9               |
| 18:00    | 0     | 0        | 4         | 29        | 45        | <b>54</b>     | 29        | 8         | 0        | 0        | 0        | 0        | 0     | <b>169</b> | 40.5               |
| 19:00    | 0     | 0        | 3         | 21        | 26        | 42            | 20        | 1         | 0        | 0        | 0        | 0        | 0     | 113        | 39.8               |
| 20:00    | 0     | 0        | 1         | 20        | 15        | 26            | 9         | 3         | 1        | 0        | 0        | 0        | 0     | 75         | 39.6               |
| 21:00    | 0     | 0        | 1         | 8         | 13        | 12            | 8         | 4         | <b>3</b> | 0        | 0        | 0        | 0     | 49         | <b>43.9</b>        |
| 22:00    | 0     | 0        | 0         | 10        | 11        | 9             | 6         | 2         | 0        | 0        | 0        | 0        | 0     | 38         | 40.1               |
| 23:00    | 0     | 0        | 0         | 1         | 5         | 9             | 2         | 0         | 1        | 0        | 0        | 0        | 0     | 18         | 39.2               |
| AM Total | 0     | 2        | 15        | 105       | 191       | <b>272</b>    | 166       | 58        | 9        | 2        | 0        | 0        | 0     |            |                    |
| PM Total | 0     | 2        | 43        | 247       | 374       | <b>390</b>    | 181       | 42        | 7        | 1        | 0        | 0        | 0     |            |                    |
| Total    | 0     | 4        | 58        | 352       | 565       | <b>662</b>    | 347       | 100       | 16       | 3        | 0        | 0        | 0     |            |                    |
| Percent  | 0.00% | 0.19%    | 2.75%     | 16.71%    | 26.82%    | <b>31.42%</b> | 16.47%    | 4.75%     | 0.76%    | 0.14%    | 0.00%    | 0.00%    | 0.00% |            |                    |

Total Vehicles : 2107  
 30th Percentile : 31.1 MPH  
 50th Percentile : 34.6 MPH  
 85th Percentile : 40.6 MPH  
 95th Percentile : 44.4 MPH  
 Average Speed : 35.1 MPH  
 Highest Speed : 56.5 MPH

# Vehicle Counts By Hour

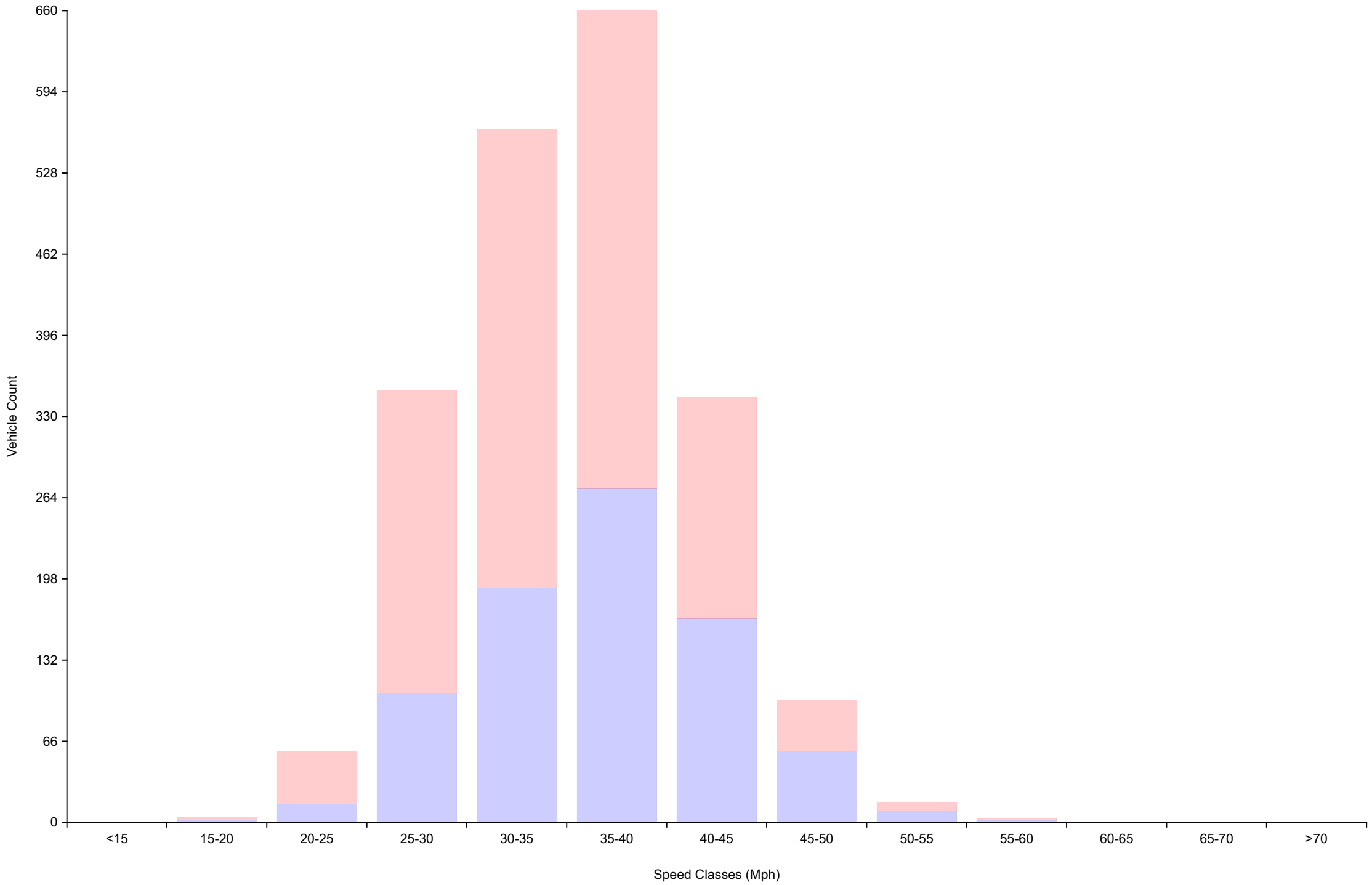
## Daily Overview for Mon Sep 4 2023

(60 Minute Resolution)



# Vehicle Counts By Speed Class

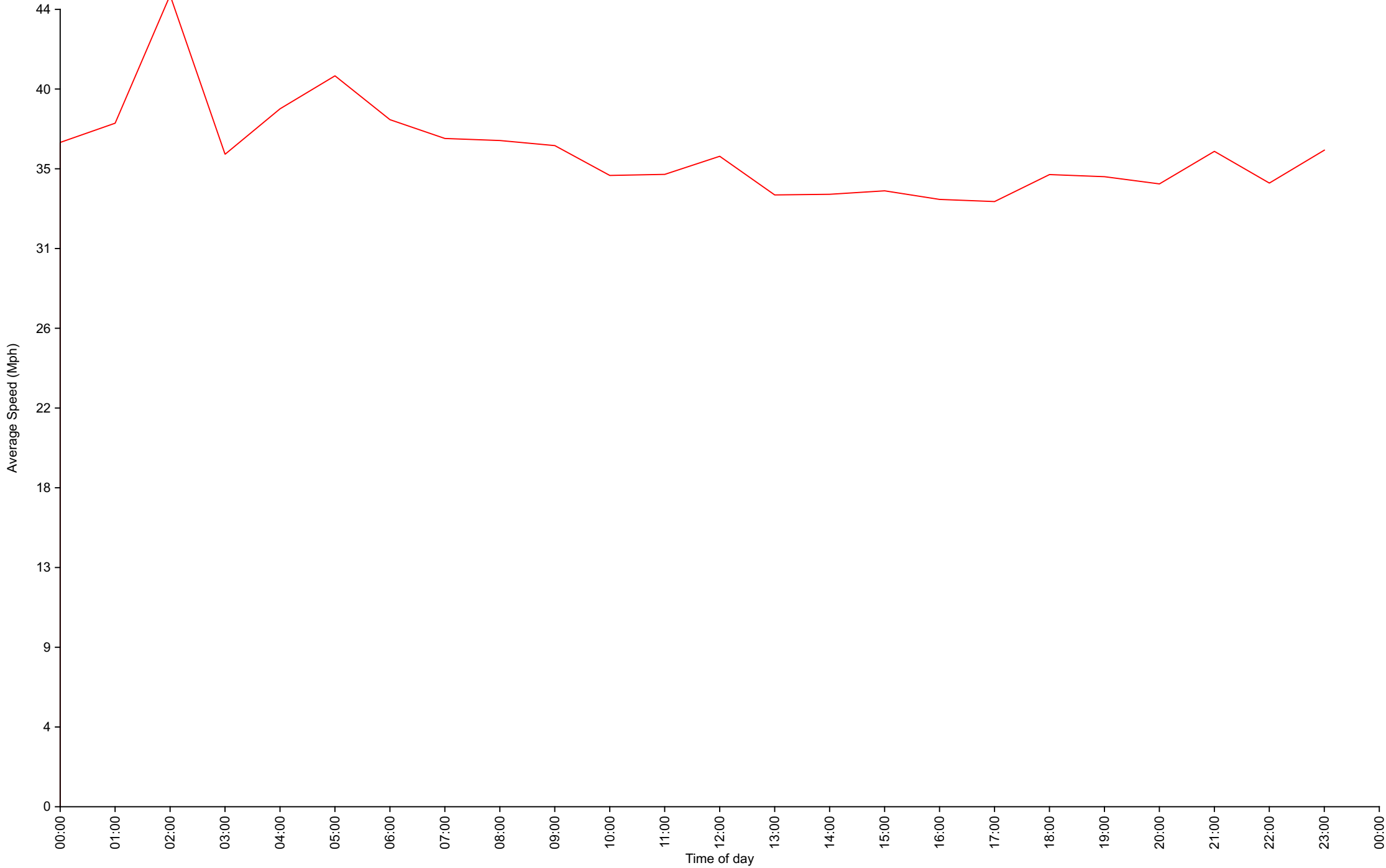
## Daily Overview for Mon Sep 4 2023





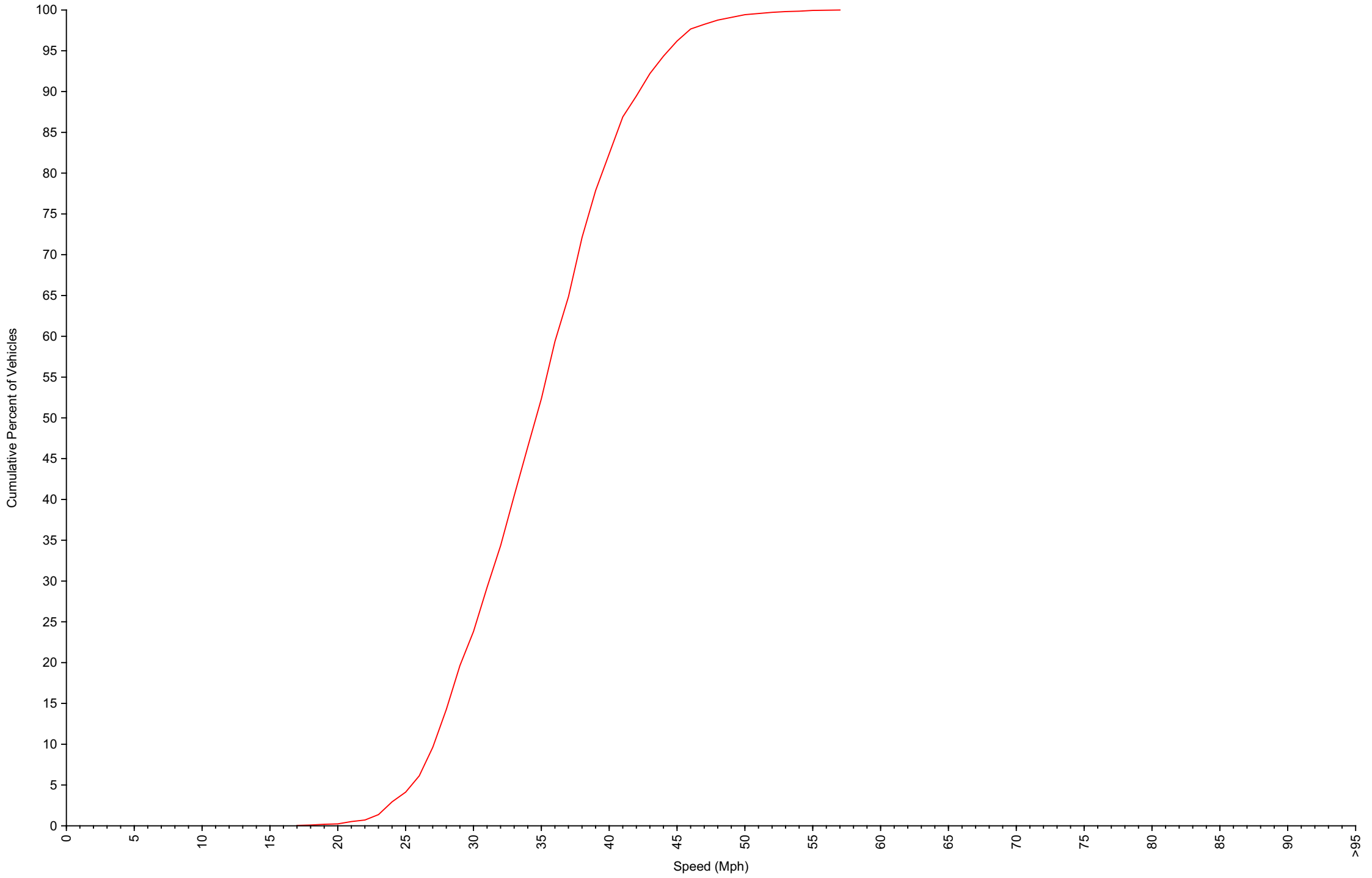
# Average Speed By Hour

Daily Overview for Mon Sep 4 2023  
(60 Minute Resolution)



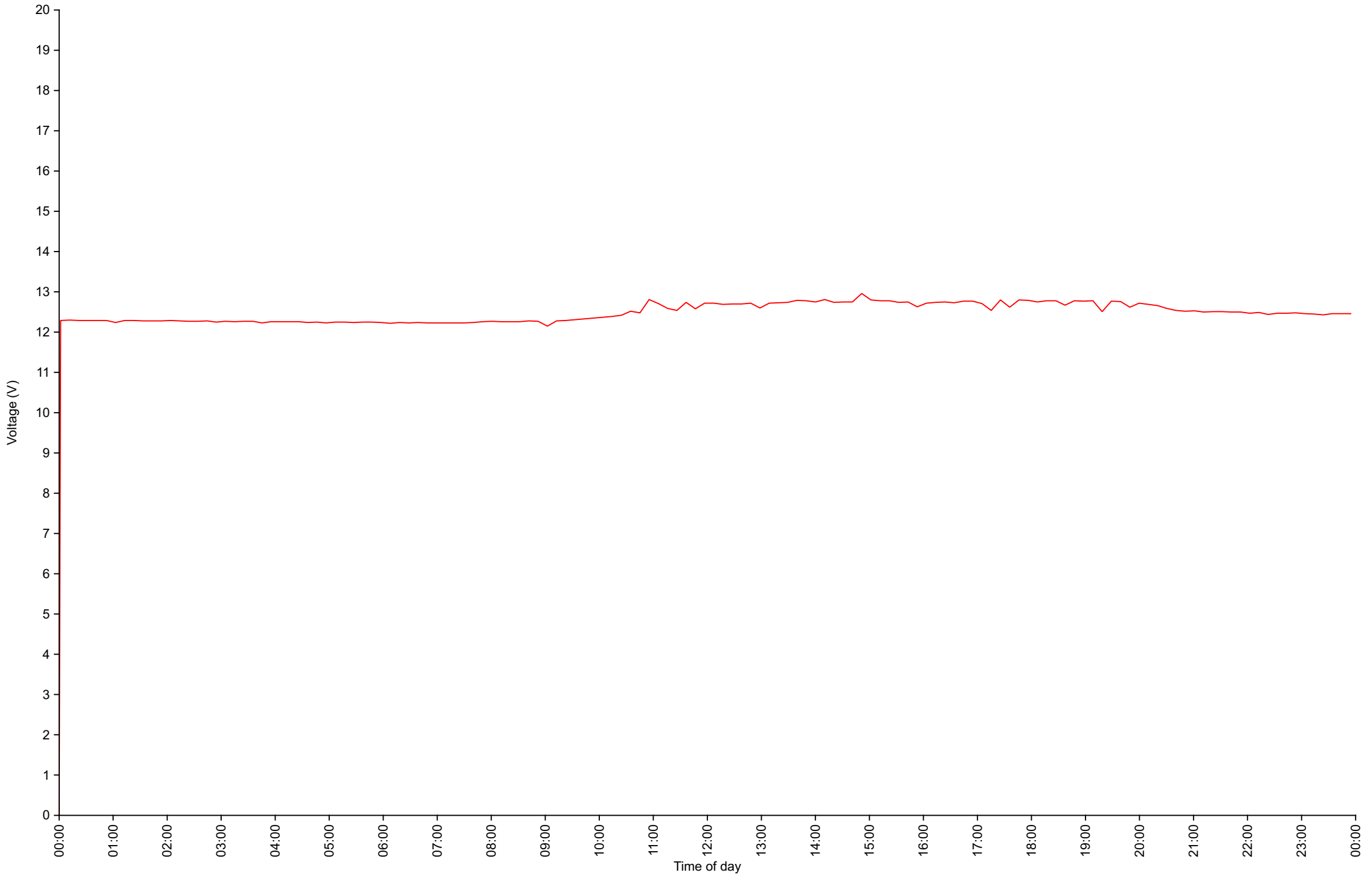
# Cumulative Speed Distribution Curve

## Daily Overview for Mon Sep 4 2023



# Voltage

## Daily Overview for Mon Sep 4 2023



# Traffic Report

Daily Overview for Tue Sep 5 2023

Vehicle Speed Classes (Mph)

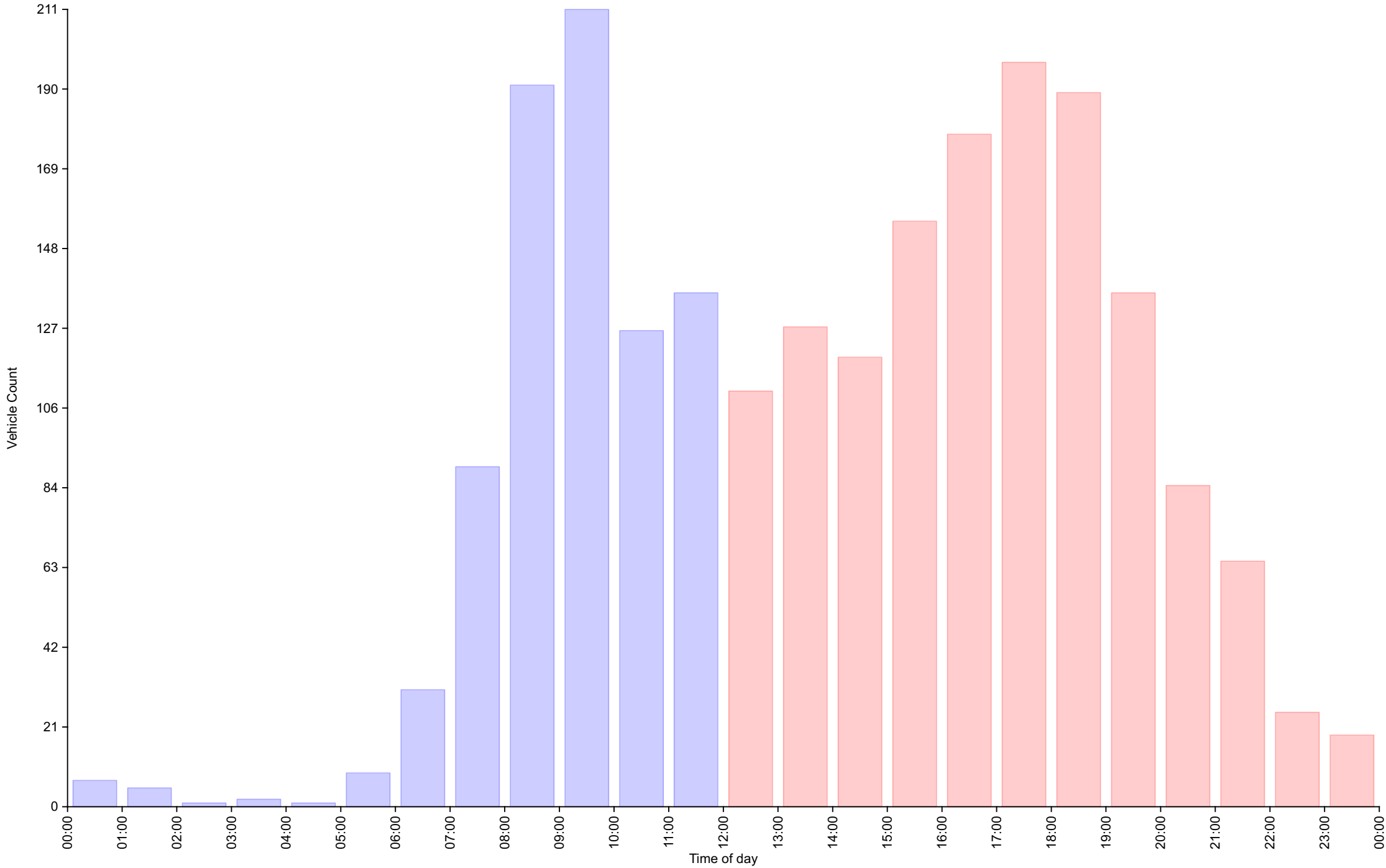
|          | <15      | 15<br>20 | 20<br>25  | 25<br>30  | 30<br>35   | 35<br>40      | 40<br>45  | 45<br>50  | 50<br>55 | 55<br>60 | 60<br>65 | 65<br>70 | >70   | Total      | 85th<br>Percentile |
|----------|----------|----------|-----------|-----------|------------|---------------|-----------|-----------|----------|----------|----------|----------|-------|------------|--------------------|
| 00:00    | 0        | 0        | 0         | 0         | 1          | 1             | 2         | 2         | 1        | 0        | 0        | 0        | 0     | 7          | <b>49.0</b>        |
| 01:00    | 0        | 0        | 0         | 0         | 0          | 4             | 1         | 0         | 0        | 0        | 0        | 0        | 0     | 5          | 39.5               |
| 02:00    | 0        | 0        | 0         | 1         | 0          | 0             | 0         | 0         | 0        | 0        | 0        | 0        | 0     | 1          | 28.9               |
| 03:00    | 0        | 0        | 0         | 0         | 0          | 1             | 1         | 0         | 0        | 0        | 0        | 0        | 0     | 2          | 42.5               |
| 04:00    | 0        | 0        | 0         | 0         | 0          | 0             | 0         | 1         | 0        | 0        | 0        | 0        | 0     | 1          | 44.6               |
| 05:00    | 0        | 0        | 0         | 2         | 0          | 4             | 1         | 0         | 1        | <b>1</b> | 0        | 0        | 0     | 9          | 47.9               |
| 06:00    | 0        | 0        | 0         | 3         | 7          | 10            | 4         | 6         | 1        | 0        | 0        | 0        | 0     | 31         | 45.3               |
| 07:00    | 0        | 0        | 1         | 5         | 20         | 33            | 20        | 9         | <b>2</b> | 0        | 0        | 0        | 0     | 90         | 42.9               |
| 08:00    | 0        | 0        | 1         | 10        | 51         | 63            | <b>52</b> | 12        | 2        | 0        | 0        | 0        | 0     | 191        | 42.4               |
| 09:00    | <b>1</b> | <b>2</b> | <b>6</b>  | 29        | <b>53</b>  | <b>66</b>     | 38        | <b>14</b> | 2        | 0        | 0        | 0        | 0     | <b>211</b> | 40.9               |
| 10:00    | 0        | 2        | 6         | 18        | 34         | 42            | 17        | 5         | 2        | 0        | 0        | 0        | 0     | 126        | 40.0               |
| 11:00    | 0        | 0        | 3         | <b>31</b> | 48         | 33            | 14        | 5         | 2        | 0        | 0        | 0        | 0     | 136        | 39.2               |
| 12:00    | 0        | 1        | <b>15</b> | 21        | 29         | 25            | 15        | 3         | 1        | 0        | 0        | 0        | 0     | 110        | 39.5               |
| 13:00    | 0        | 1        | 3         | 18        | 35         | 47            | 15        | 8         | 0        | 0        | 0        | 0        | 0     | 127        | 40.2               |
| 14:00    | 0        | 0        | 4         | 20        | 36         | 38            | 17        | 4         | 0        | 0        | 0        | 0        | 0     | 119        | 39.6               |
| 15:00    | 0        | 0        | 8         | <b>34</b> | 52         | 40            | 15        | 5         | 1        | 0        | 0        | 0        | 0     | 155        | 38.7               |
| 16:00    | 0        | 0        | 5         | 25        | <b>60</b>  | 60            | 20        | 7         | 1        | 0        | 0        | 0        | 0     | 178        | 39.1               |
| 17:00    | 0        | <b>2</b> | 10        | 24        | 54         | 52            | <b>40</b> | <b>13</b> | <b>2</b> | 0        | 0        | 0        | 0     | <b>197</b> | 41.1               |
| 18:00    | 0        | 1        | 1         | 28        | 52         | <b>61</b>     | 39        | 6         | 1        | 0        | 0        | 0        | 0     | 189        | 41.1               |
| 19:00    | 0        | 0        | 8         | 24        | 38         | 30            | 24        | 10        | 0        | <b>2</b> | 0        | 0        | 0     | 136        | 41.2               |
| 20:00    | 0        | 0        | 2         | 15        | 32         | 29            | 6         | 1         | 0        | 0        | 0        | 0        | 0     | 85         | 37.6               |
| 21:00    | 0        | 0        | 7         | 12        | 14         | 15            | 10        | 6         | 1        | 0        | 0        | 0        | 0     | 65         | 40.8               |
| 22:00    | 0        | 1        | 0         | 3         | 8          | 7             | 4         | 2         | 0        | 0        | 0        | 0        | 0     | 25         | 41.4               |
| 23:00    | 0        | 0        | 1         | 6         | 2          | 5             | 2         | 1         | 1        | 1        | 0        | 0        | 0     | 19         | <b>43.9</b>        |
| AM Total | 1        | 4        | 17        | 99        | 214        | <b>257</b>    | 150       | 54        | 13       | 1        | 0        | 0        | 0     |            |                    |
| PM Total | 0        | 6        | 64        | 230       | <b>412</b> | 409           | 207       | 66        | 8        | 3        | 0        | 0        | 0     |            |                    |
| Total    | 1        | 10       | 81        | 329       | 626        | <b>666</b>    | 357       | 120       | 21       | 4        | 0        | 0        | 0     |            |                    |
| Percent  | 0.05%    | 0.45%    | 3.66%     | 14.85%    | 28.26%     | <b>30.07%</b> | 16.12%    | 5.42%     | 0.95%    | 0.18%    | 0.00%    | 0.00%    | 0.00% |            |                    |

Total Vehicles : 2215  
 30th Percentile : 31.2 MPH  
 50th Percentile : 34.4 MPH  
 85th Percentile : 40.7 MPH  
 95th Percentile : 44.8 MPH  
 Average Speed : 34.9 MPH  
 Highest Speed : 57.4 MPH

# Vehicle Counts By Hour

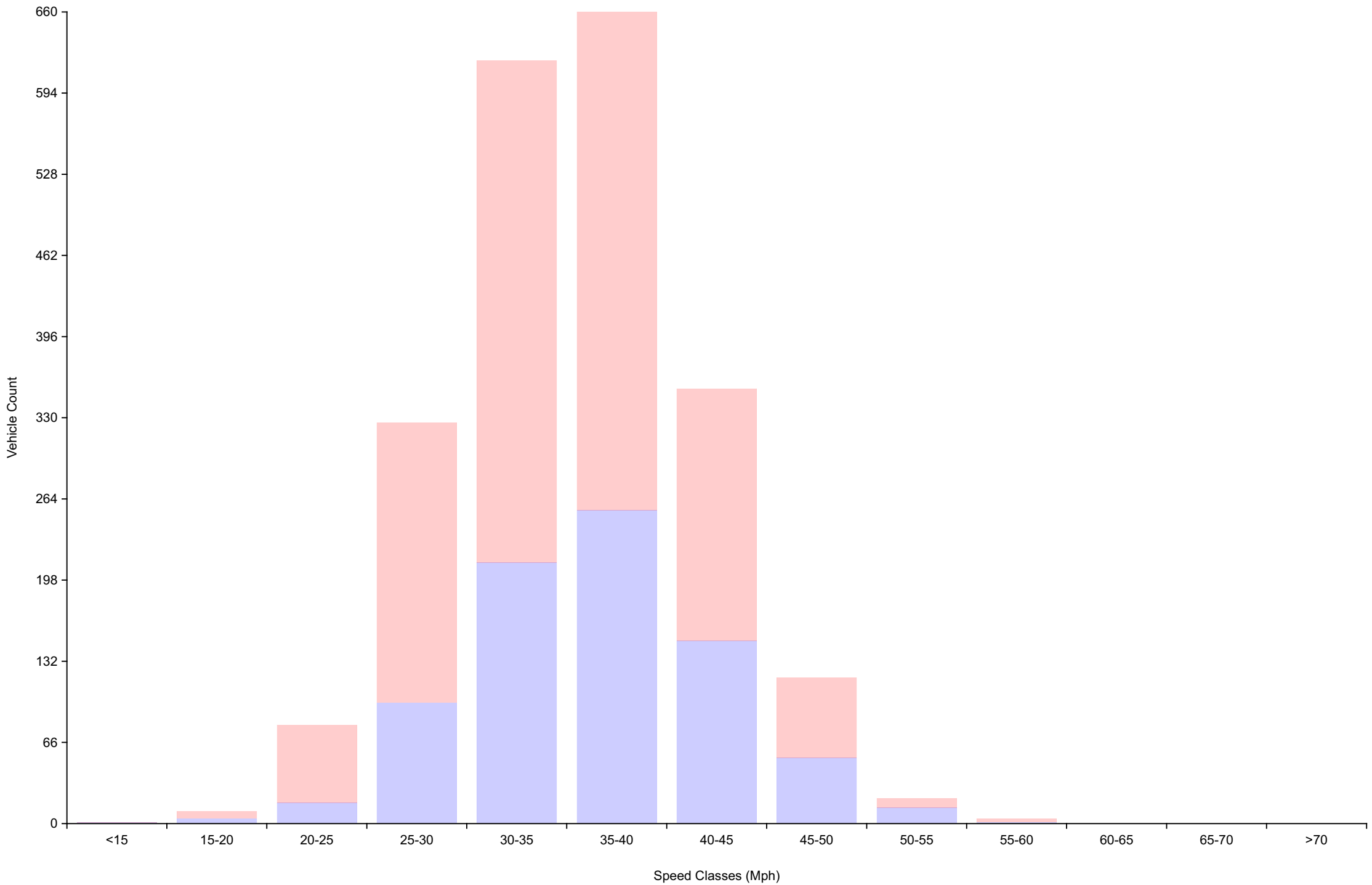
## Daily Overview for Tue Sep 5 2023

(60 Minute Resolution)



# Vehicle Counts By Speed Class

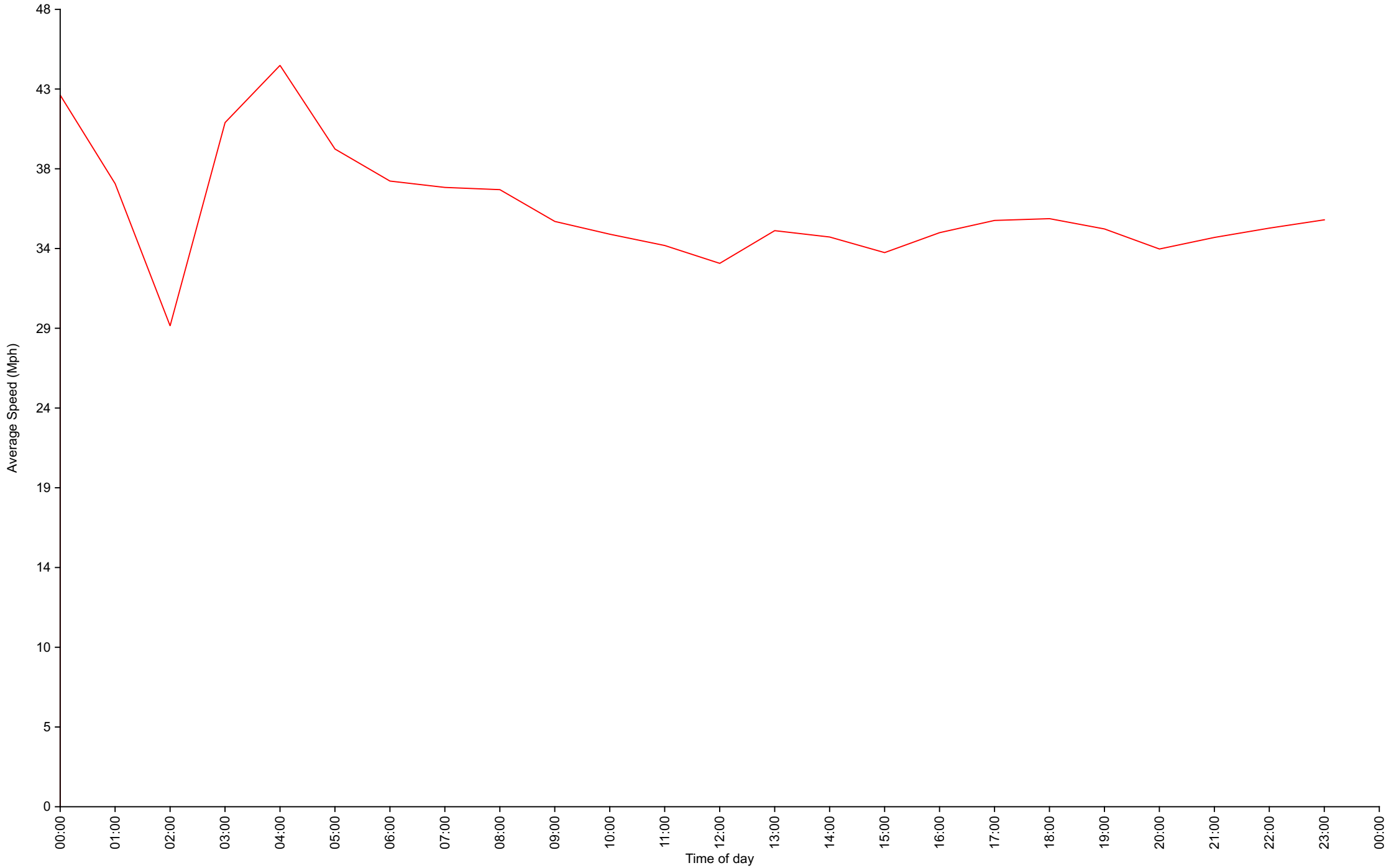
## Daily Overview for Tue Sep 5 2023



# Average Speed By Hour

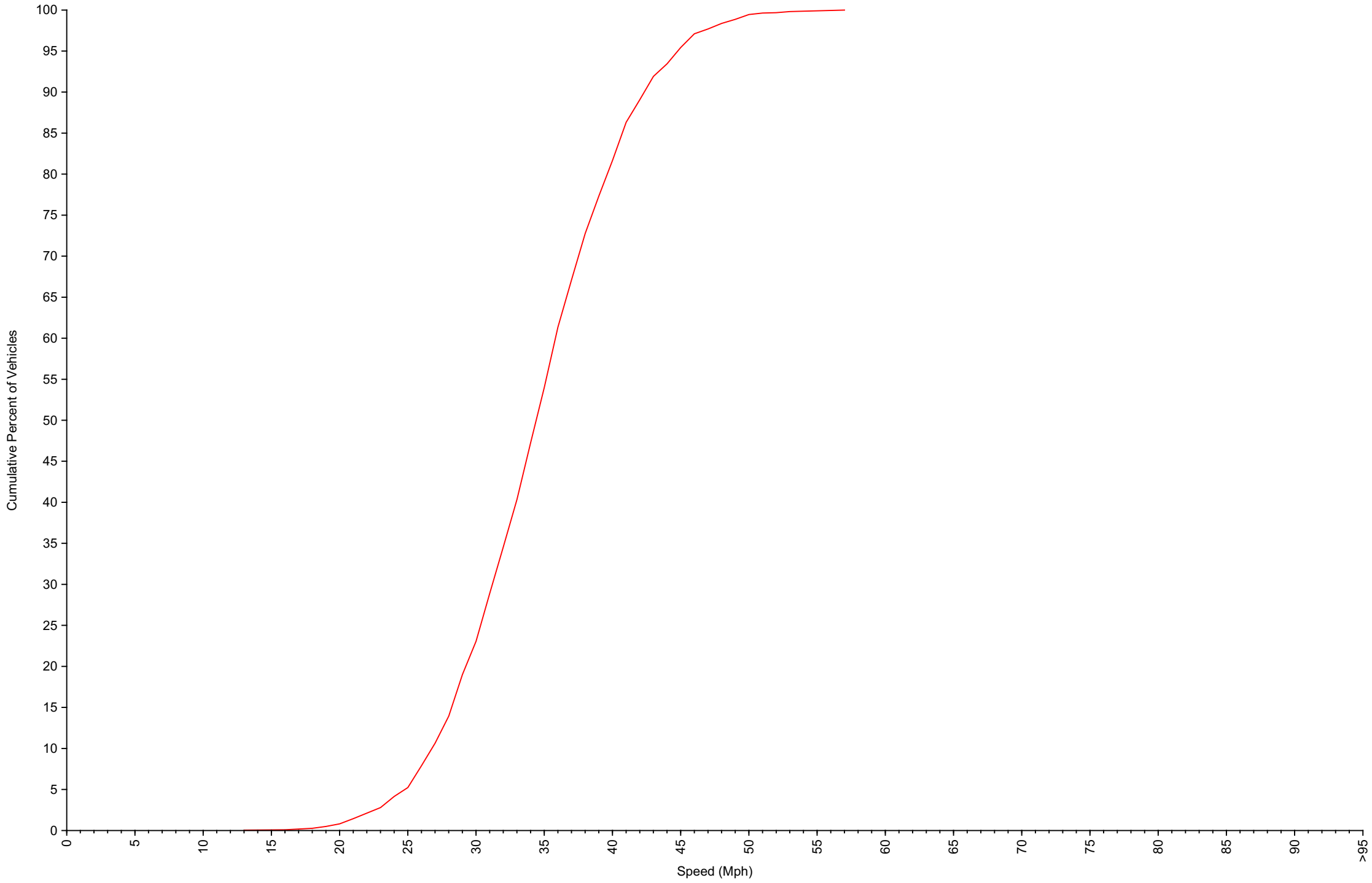
## Daily Overview for Tue Sep 5 2023

(60 Minute Resolution)



# Cumulative Speed Distribution Curve

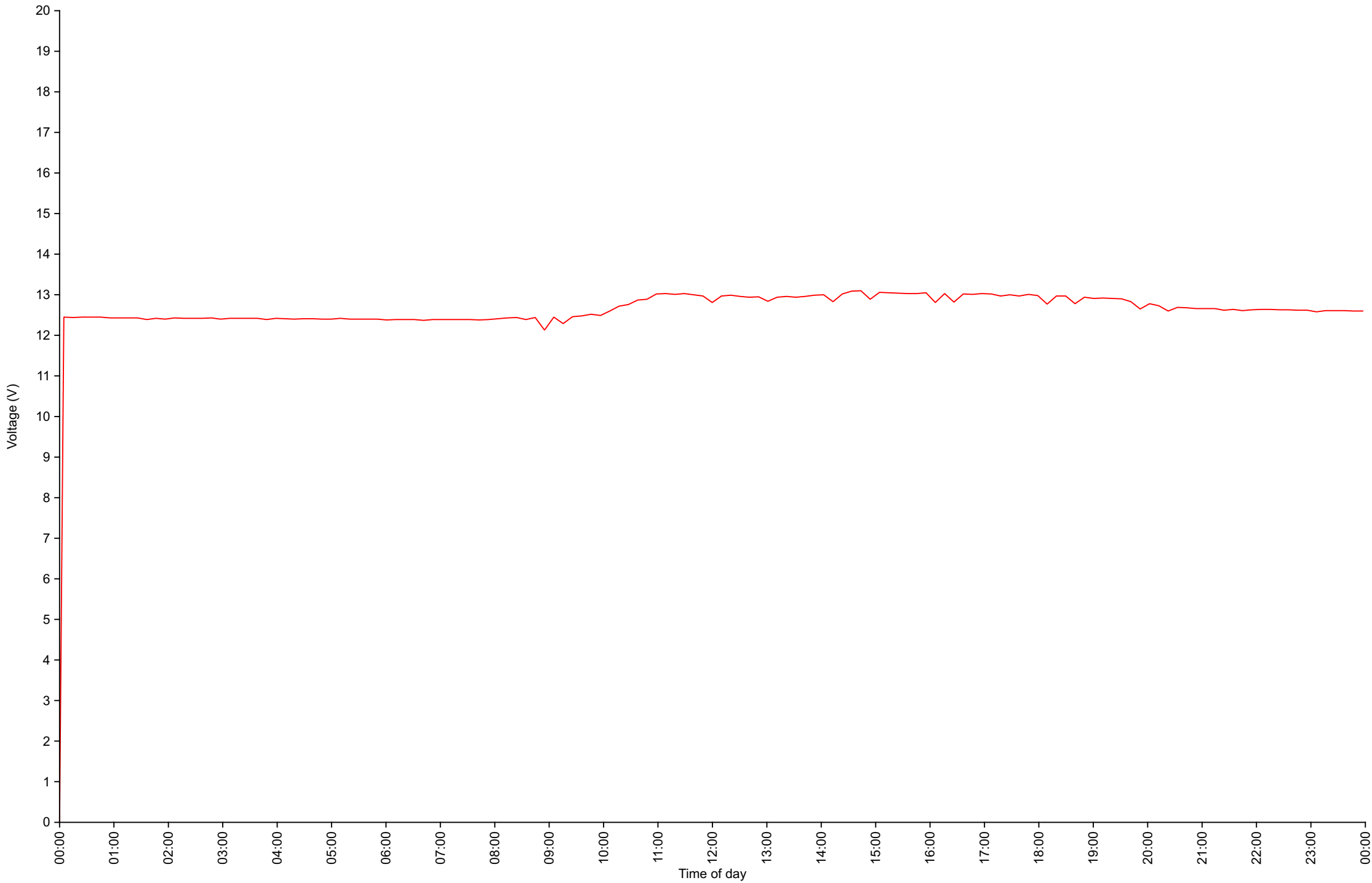
## Daily Overview for Tue Sep 5 2023





# Voltage

## Daily Overview for Tue Sep 5 2023



# Traffic Report

Daily Overview for Wed Sep 6 2023

Vehicle Speed Classes (Mph)

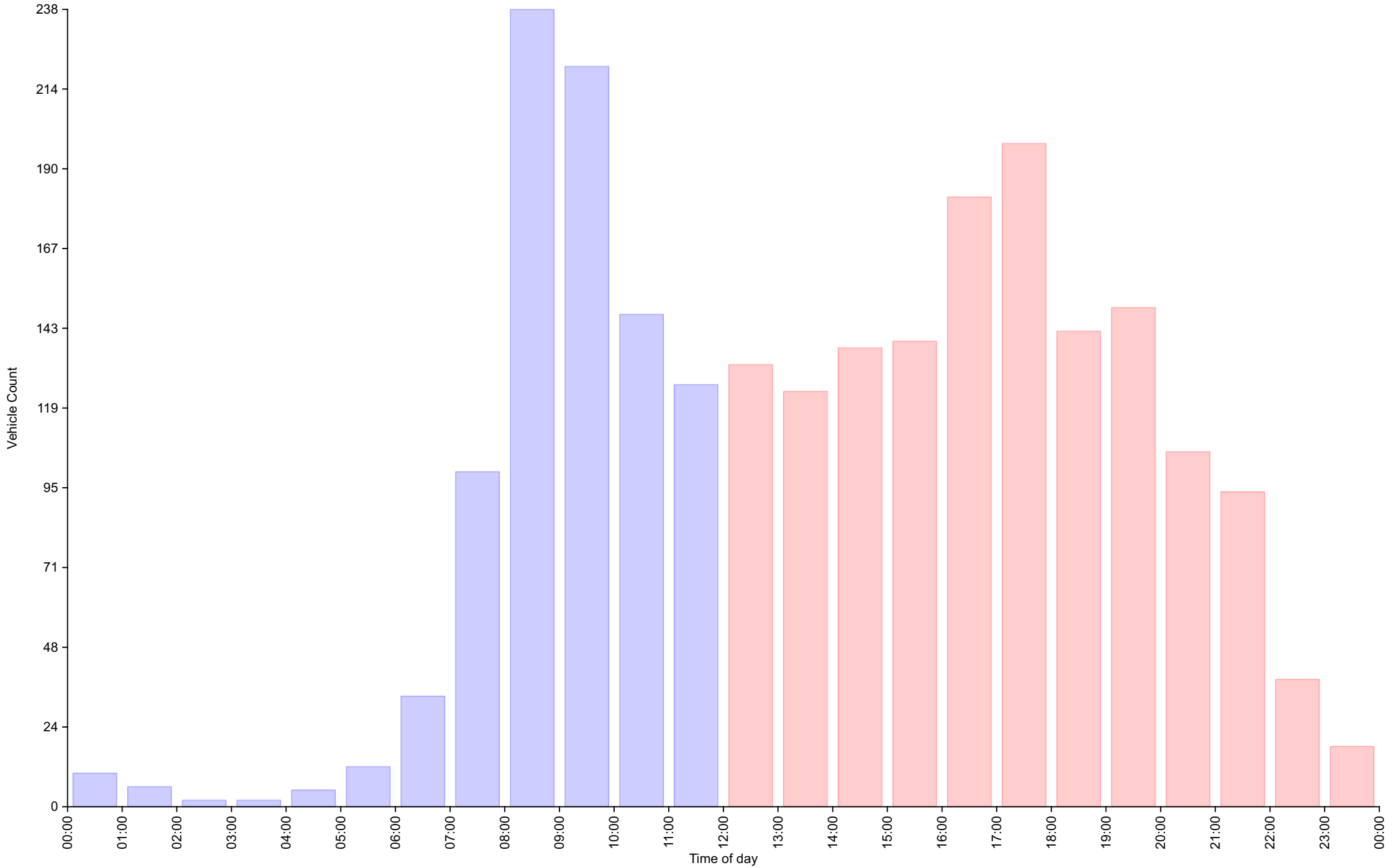
|          | <15   | 15<br>20 | 20<br>25  | 25<br>30  | 30<br>35      | 35<br>40   | 40<br>45  | 45<br>50  | 50<br>55 | 55<br>60 | 60<br>65 | 65<br>70 | >70   | Total      | 85th<br>Percentile |
|----------|-------|----------|-----------|-----------|---------------|------------|-----------|-----------|----------|----------|----------|----------|-------|------------|--------------------|
| 00:00    | 0     | 0        | 0         | 1         | 0             | 4          | 4         | 0         | 1        | 0        | 0        | 0        | 0     | 10         | 42.8               |
| 01:00    | 0     | 0        | 0         | 0         | 1             | 3          | 0         | 1         | 1        | 0        | 0        | 0        | 0     | 6          | 45.6               |
| 02:00    | 0     | 0        | 0         | 0         | 1             | 0          | 1         | 0         | 0        | 0        | 0        | 0        | 0     | 2          | 37.0               |
| 03:00    | 0     | 0        | 0         | 0         | 1             | 0          | 0         | 1         | 0        | 0        | 0        | 0        | 0     | 2          | 40.5               |
| 04:00    | 0     | 0        | 0         | 0         | 0             | 3          | 2         | 0         | 0        | 0        | 0        | 0        | 0     | 5          | 41.3               |
| 05:00    | 0     | 0        | 0         | 1         | 1             | 4          | 3         | 3         | 0        | 0        | 0        | 0        | 0     | 12         | <b>45.4</b>        |
| 06:00    | 0     | 0        | 0         | 2         | 7             | 13         | 8         | 1         | 0        | <b>2</b> | 0        | 0        | 0     | 33         | 42.5               |
| 07:00    | 0     | 0        | <b>6</b>  | 9         | 24            | 27         | 20        | 12        | 2        | 0        | 0        | 0        | 0     | 100        | 43.5               |
| 08:00    | 0     | 0        | 2         | 31        | <b>67</b>     | <b>69</b>  | <b>50</b> | <b>15</b> | <b>4</b> | 0        | 0        | 0        | 0     | <b>238</b> | 41.8               |
| 09:00    | 0     | 0        | 2         | <b>36</b> | 59            | 60         | 48        | 14        | 1        | 1        | 0        | 0        | 0     | 221        | 42.0               |
| 10:00    | 0     | 0        | 4         | 26        | 40            | 43         | 24        | 10        | 0        | 0        | 0        | 0        | 0     | 147        | 41.5               |
| 11:00    | 0     | <b>1</b> | 5         | 26        | 46            | 34         | 8         | 5         | 1        | 0        | 0        | 0        | 0     | 126        | 37.4               |
| 12:00    | 0     | 1        | <b>11</b> | 29        | 32            | 39         | 19        | 1         | 0        | 0        | 0        | 0        | 0     | 132        | 39.0               |
| 13:00    | 0     | 1        | 10        | 21        | 33            | 37         | 15        | 5         | <b>2</b> | 0        | 0        | 0        | 0     | 124        | 40.5               |
| 14:00    | 0     | 1        | 6         | 30        | 40            | 41         | 17        | 2         | 0        | 0        | 0        | 0        | 0     | 137        | 38.9               |
| 15:00    | 0     | 2        | 6         | 33        | 38            | 32         | 20        | 8         | 0        | 0        | 0        | 0        | 0     | 139        | 40.5               |
| 16:00    | 0     | 0        | 2         | 23        | 58            | <b>60</b>  | 30        | 8         | 1        | 0        | 0        | 0        | 0     | 182        | 40.4               |
| 17:00    | 0     | 0        | 1         | <b>38</b> | <b>63</b>     | 49         | <b>36</b> | <b>10</b> | 1        | 0        | 0        | 0        | 0     | <b>198</b> | 40.5               |
| 18:00    | 0     | 1        | 5         | 30        | 47            | 41         | 12        | 5         | 1        | 0        | 0        | 0        | 0     | 142        | 38.7               |
| 19:00    | 0     | <b>3</b> | 8         | 27        | 41            | 40         | 26        | 2         | 2        | 0        | 0        | 0        | 0     | 149        | 39.7               |
| 20:00    | 0     | 0        | 2         | 23        | 34            | 32         | 11        | 4         | 0        | 0        | 0        | 0        | 0     | 106        | 38.8               |
| 21:00    | 0     | 0        | 3         | 19        | 41            | 19         | 10        | 2         | 0        | 0        | 0        | 0        | 0     | 94         | 38.0               |
| 22:00    | 0     | 0        | 0         | 7         | 10            | 9          | 10        | 1         | 1        | 0        | 0        | 0        | 0     | 38         | 41.3               |
| 23:00    | 0     | 0        | 0         | 1         | 6             | 5          | 4         | 2         | 0        | 0        | 0        | 0        | 0     | 18         | <b>42.6</b>        |
| AM Total | 0     | 1        | 19        | 132       | 247           | <b>260</b> | 168       | 62        | 10       | 3        | 0        | 0        | 0     |            |                    |
| PM Total | 0     | 9        | 54        | 281       | <b>443</b>    | 404        | 210       | 50        | 8        | 0        | 0        | 0        | 0     |            |                    |
| Total    | 0     | 10       | 73        | 413       | <b>690</b>    | 664        | 378       | 112       | 18       | 3        | 0        | 0        | 0     |            |                    |
| Percent  | 0.00% | 0.42%    | 3.09%     | 17.49%    | <b>29.22%</b> | 28.12%     | 16.01%    | 4.74%     | 0.76%    | 0.13%    | 0.00%    | 0.00%    | 0.00% |            |                    |

Total Vehicles : 2361  
 30th Percentile : 30.7 MPH  
 50th Percentile : 34.0 MPH  
 85th Percentile : 40.6 MPH  
 95th Percentile : 44.3 MPH  
 Average Speed : 34.7 MPH  
 Highest Speed : 59.1 MPH

# Vehicle Counts By Hour

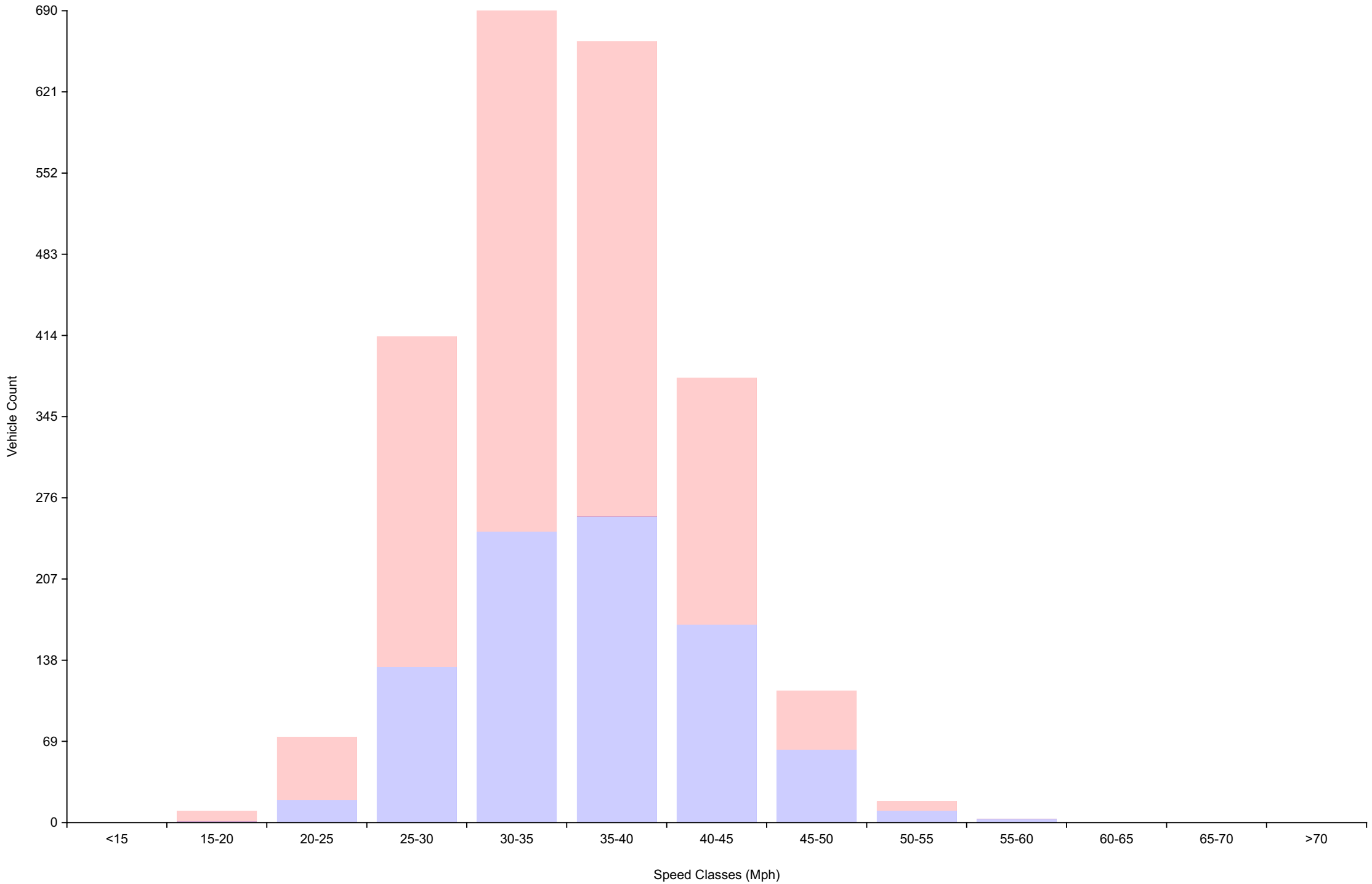
## Daily Overview for Wed Sep 6 2023

(60 Minute Resolution)



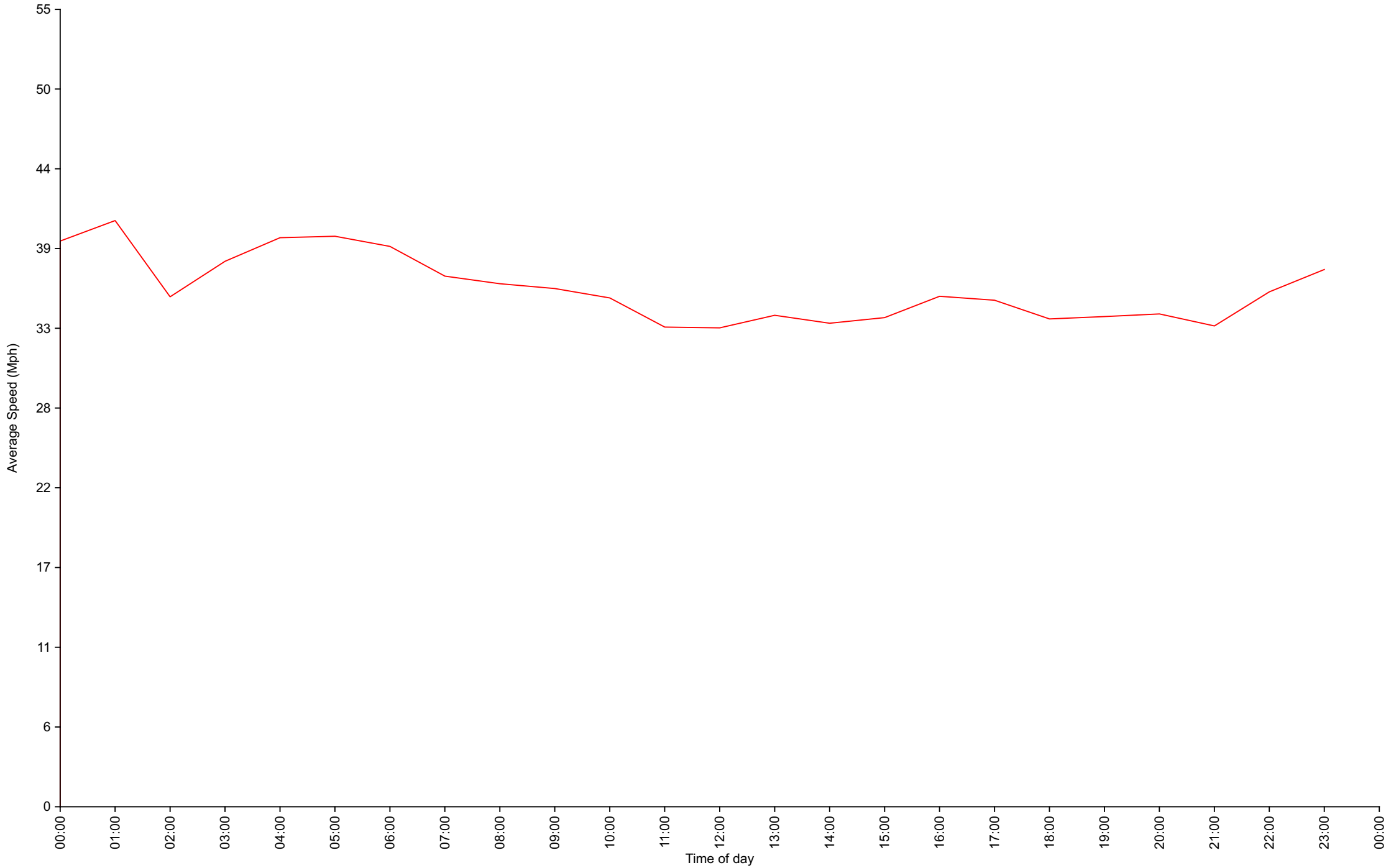
# Vehicle Counts By Speed Class

## Daily Overview for Wed Sep 6 2023



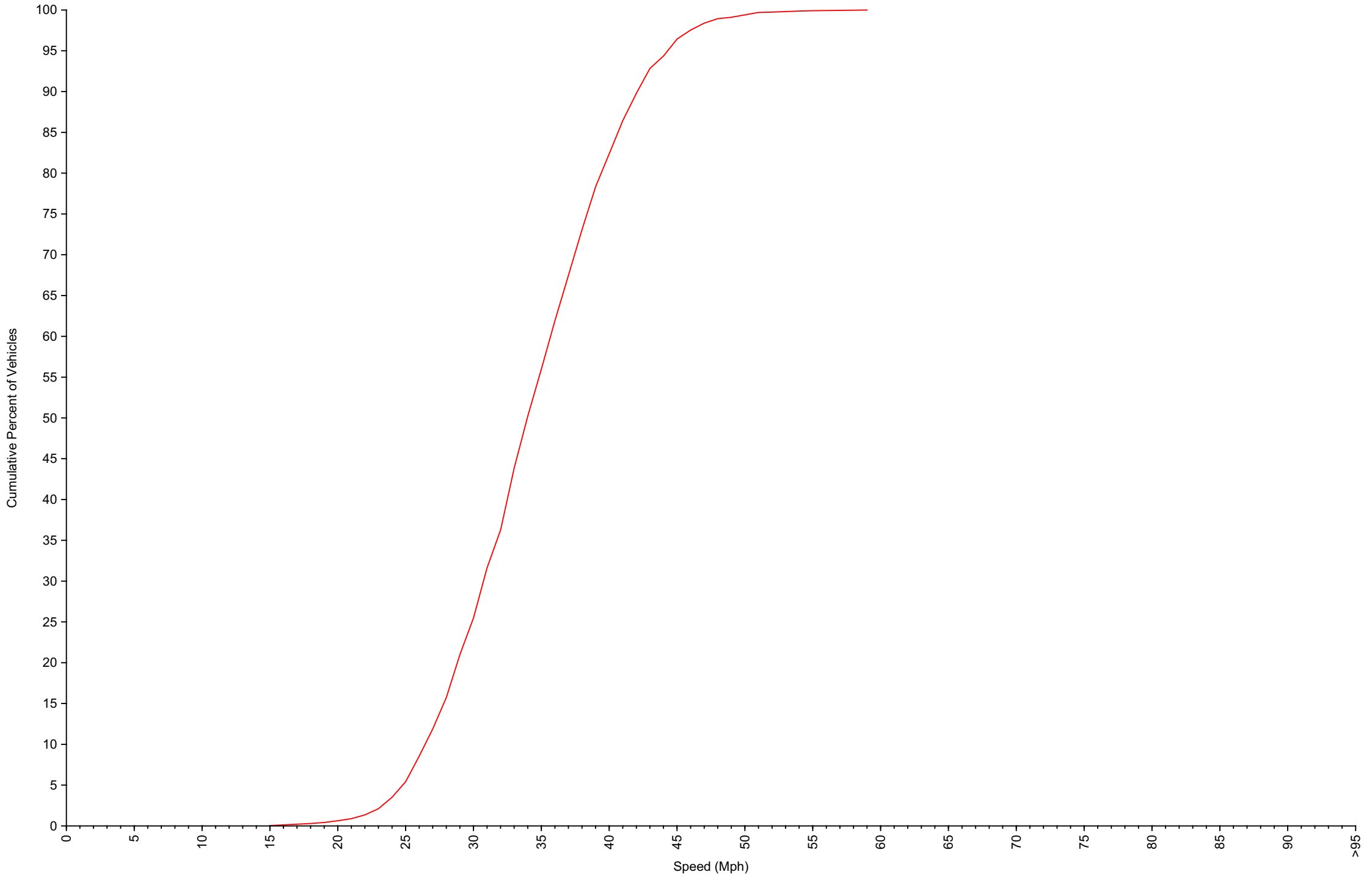
# Average Speed By Hour

Daily Overview for Wed Sep 6 2023  
(60 Minute Resolution)



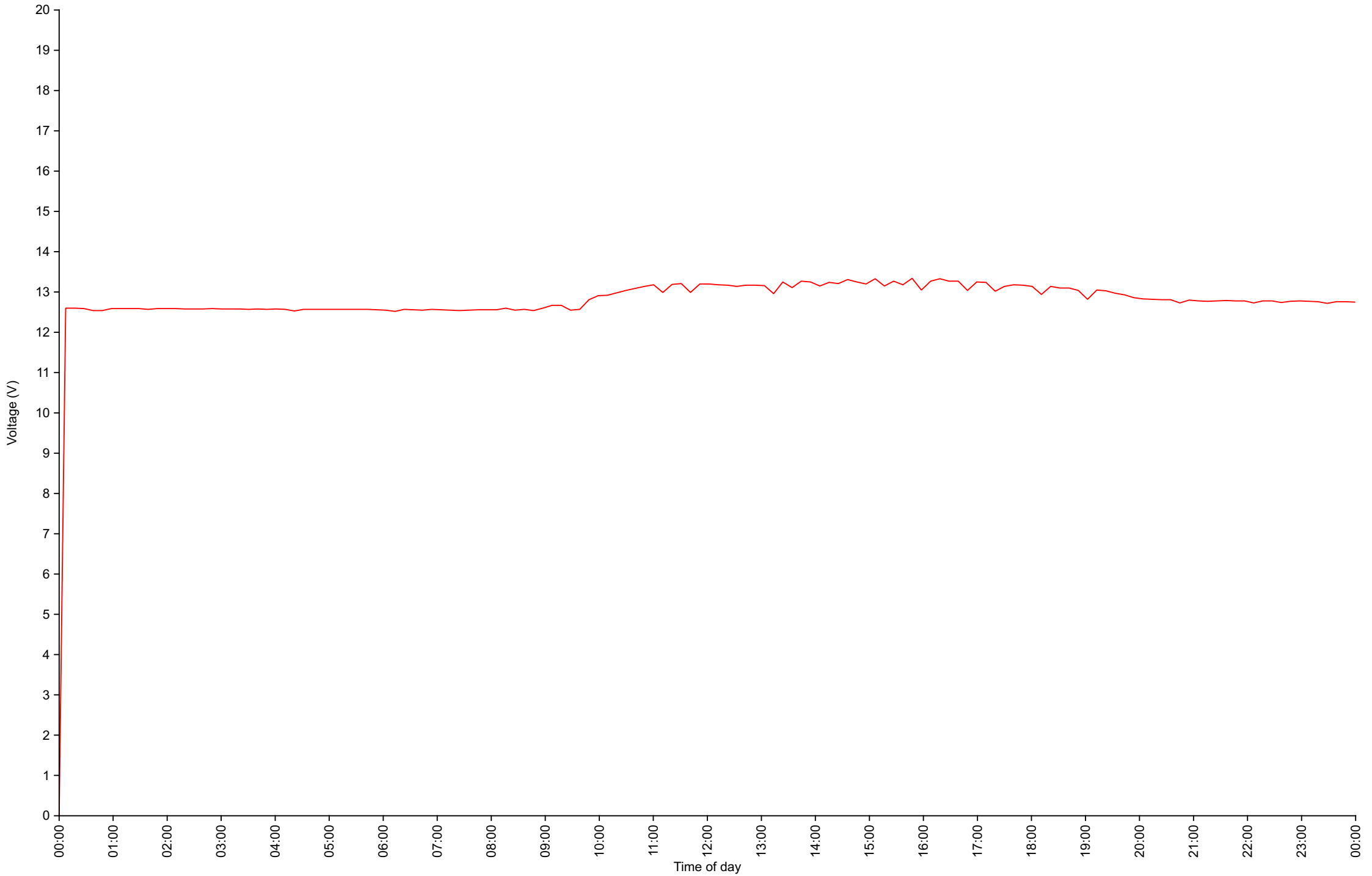
# Cumulative Speed Distribution Curve

## Daily Overview for Wed Sep 6 2023



# Voltage

## Daily Overview for Wed Sep 6 2023



# Traffic Report

Daily Overview for Thu Sep 7 2023

Vehicle Speed Classes (Mph)

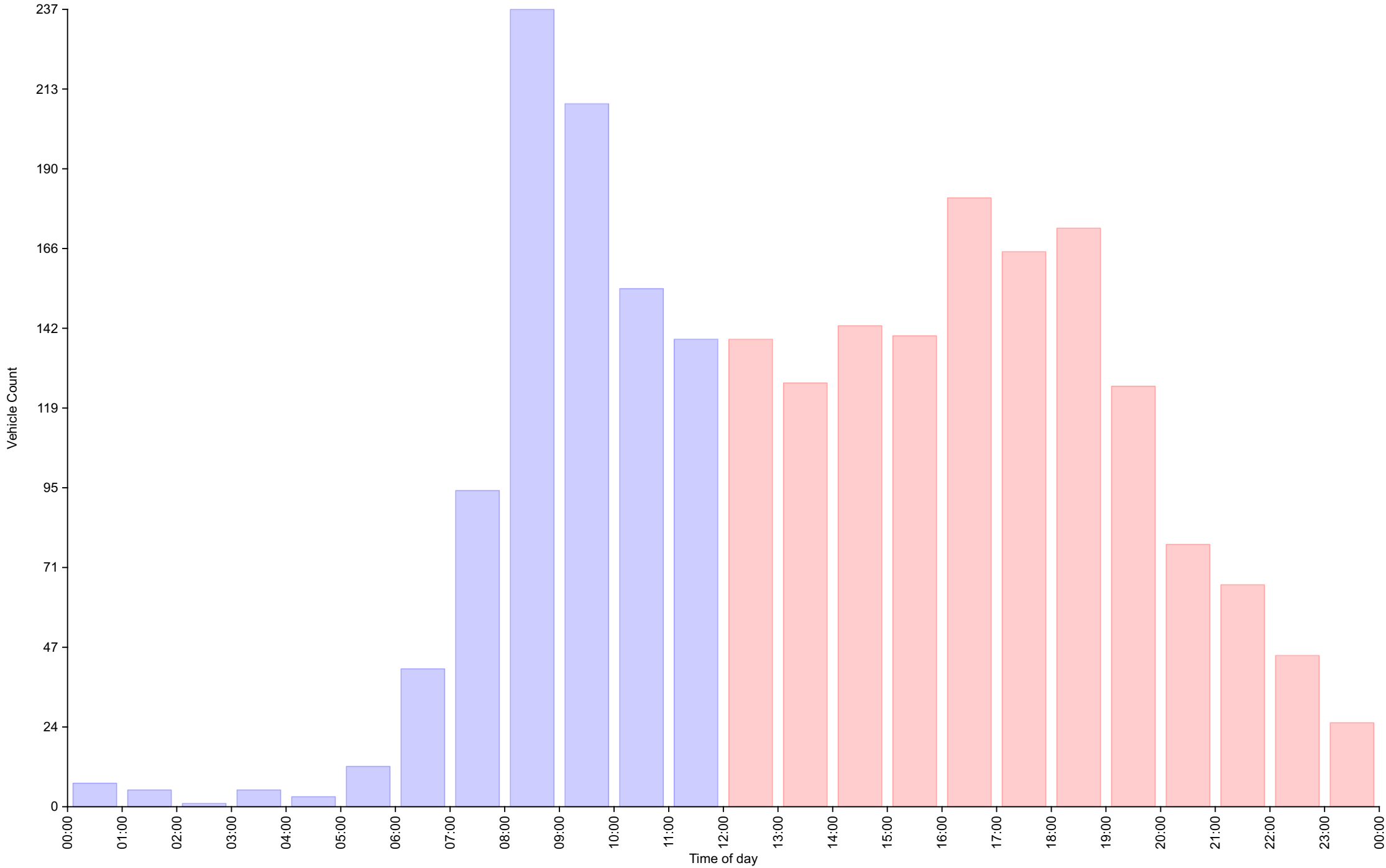
|          | <15      | 15<br>20 | 20<br>25  | 25<br>30  | 30<br>35      | 35<br>40  | 40<br>45  | 45<br>50 | 50<br>55 | 55<br>60 | 60<br>65 | 65<br>70 | >70   | Total      | 85th<br>Percentile |
|----------|----------|----------|-----------|-----------|---------------|-----------|-----------|----------|----------|----------|----------|----------|-------|------------|--------------------|
| 00:00    | 0        | 0        | 0         | 0         | 0             | 3         | 2         | 1        | 1        | 0        | 0        | 0        | 0     | 7          | 46.8               |
| 01:00    | 0        | 0        | 0         | 0         | 0             | 4         | 1         | 0        | 0        | 0        | 0        | 0        | 0     | 5          | 39.0               |
| 02:00    | 0        | 0        | 0         | 0         | 0             | 0         | 0         | 1        | 0        | 0        | 0        | 0        | 0     | 1          | 45.8               |
| 03:00    | 0        | 0        | 0         | 1         | 1             | 1         | 1         | 1        | 0        | 0        | 0        | 0        | 0     | 5          | 42.0               |
| 04:00    | 0        | 0        | 0         | 0         | 0             | 1         | 1         | 0        | 0        | <b>1</b> | 0        | 0        | 0     | 3          | <b>49.8</b>        |
| 05:00    | 0        | 0        | 1         | 1         | 1             | 4         | 3         | 1        | 1        | 0        | 0        | 0        | 0     | 12         | 44.4               |
| 06:00    | 0        | 0        | 1         | 9         | 13            | 9         | 5         | 2        | 2        | 0        | 0        | 0        | 0     | 41         | 41.8               |
| 07:00    | 0        | 0        | 2         | 14        | 22            | 28        | 21        | 6        | 1        | 0        | 0        | 0        | 0     | 94         | 42.5               |
| 08:00    | 0        | 0        | 2         | <b>39</b> | 68            | <b>70</b> | <b>44</b> | <b>9</b> | <b>4</b> | 1        | 0        | 0        | 0     | <b>237</b> | 40.7               |
| 09:00    | 0        | 0        | <b>12</b> | 38        | <b>74</b>     | 50        | 27        | 8        | 0        | 0        | 0        | 0        | 0     | 209        | 39.4               |
| 10:00    | 0        | 0        | 4         | 23        | 44            | 51        | 26        | 6        | 0        | 0        | 0        | 0        | 0     | 154        | 39.7               |
| 11:00    | 0        | 0        | 9         | 29        | 44            | 37        | 15        | 3        | 2        | 0        | 0        | 0        | 0     | 139        | 38.9               |
| 12:00    | 0        | 0        | 4         | <b>43</b> | 38            | 35        | 17        | 2        | 0        | 0        | 0        | 0        | 0     | 139        | 38.5               |
| 13:00    | 0        | 0        | 1         | 27        | 36            | 42        | 17        | 3        | 0        | 0        | 0        | 0        | 0     | 126        | 39.2               |
| 14:00    | 0        | 1        | 4         | 32        | 51            | 35        | 19        | 1        | 0        | 0        | 0        | 0        | 0     | 143        | 38.8               |
| 15:00    | 0        | 0        | 2         | 26        | 48            | 46        | 13        | 5        | 0        | 0        | 0        | 0        | 0     | 140        | 38.4               |
| 16:00    | <b>1</b> | 0        | 3         | 27        | <b>58</b>     | <b>58</b> | <b>28</b> | 4        | 0        | <b>2</b> | 0        | 0        | 0     | <b>181</b> | 39.8               |
| 17:00    | 0        | <b>2</b> | 6         | 25        | 46            | 52        | 26        | 5        | <b>2</b> | 1        | 0        | 0        | 0     | 165        | 40.8               |
| 18:00    | 0        | 0        | <b>13</b> | 41        | 56            | 36        | 20        | 5        | 0        | 1        | 0        | 0        | 0     | 172        | 39.0               |
| 19:00    | 0        | 0        | 5         | 13        | 37            | 42        | 21        | <b>7</b> | 0        | 0        | 0        | 0        | 0     | 125        | 40.9               |
| 20:00    | 0        | 0        | 2         | 12        | 26            | 19        | 11        | 6        | 2        | 0        | 0        | 0        | 0     | 78         | 40.6               |
| 21:00    | 0        | 0        | 5         | 11        | 17            | 23        | 9         | 0        | 1        | 0        | 0        | 0        | 0     | 66         | 39.0               |
| 22:00    | 0        | 0        | 3         | 8         | 12            | 13        | 8         | 1        | 0        | 0        | 0        | 0        | 0     | 45         | <b>40.1</b>        |
| 23:00    | 0        | 0        | 0         | 4         | 11            | 6         | 3         | 1        | 0        | 0        | 0        | 0        | 0     | 25         | 39.3               |
| AM Total | 0        | 0        | 31        | 154       | <b>267</b>    | 258       | 146       | 38       | 11       | 2        | 0        | 0        | 0     |            |                    |
| PM Total | 1        | 3        | 48        | 269       | <b>436</b>    | 407       | 192       | 40       | 5        | 4        | 0        | 0        | 0     |            |                    |
| Total    | 1        | 3        | 79        | 423       | <b>703</b>    | 665       | 338       | 78       | 16       | 6        | 0        | 0        | 0     |            |                    |
| Percent  | 0.04%    | 0.13%    | 3.42%     | 18.30%    | <b>30.41%</b> | 28.76%    | 14.62%    | 3.37%    | 0.69%    | 0.26%    | 0.00%    | 0.00%    | 0.00% |            |                    |

Total Vehicles : 2312  
 30th Percentile : 30.4 MPH  
 50th Percentile : 33.7 MPH  
 85th Percentile : 39.8 MPH  
 95th Percentile : 43.5 MPH  
 Average Speed : 34.3 MPH  
 Highest Speed : 58.9 MPH



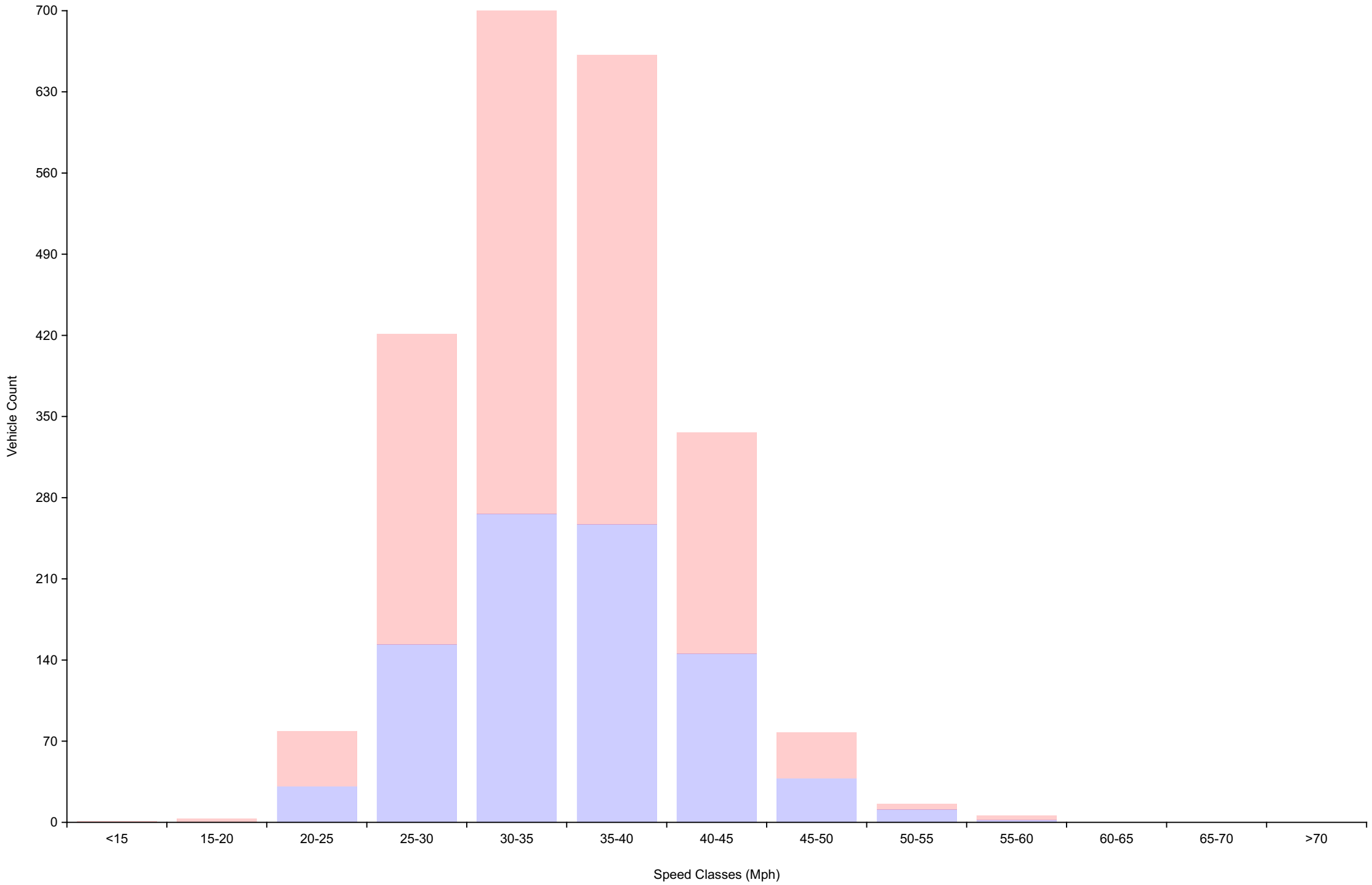
# Vehicle Counts By Hour

Daily Overview for Thu Sep 7 2023  
(60 Minute Resolution)



# Vehicle Counts By Speed Class

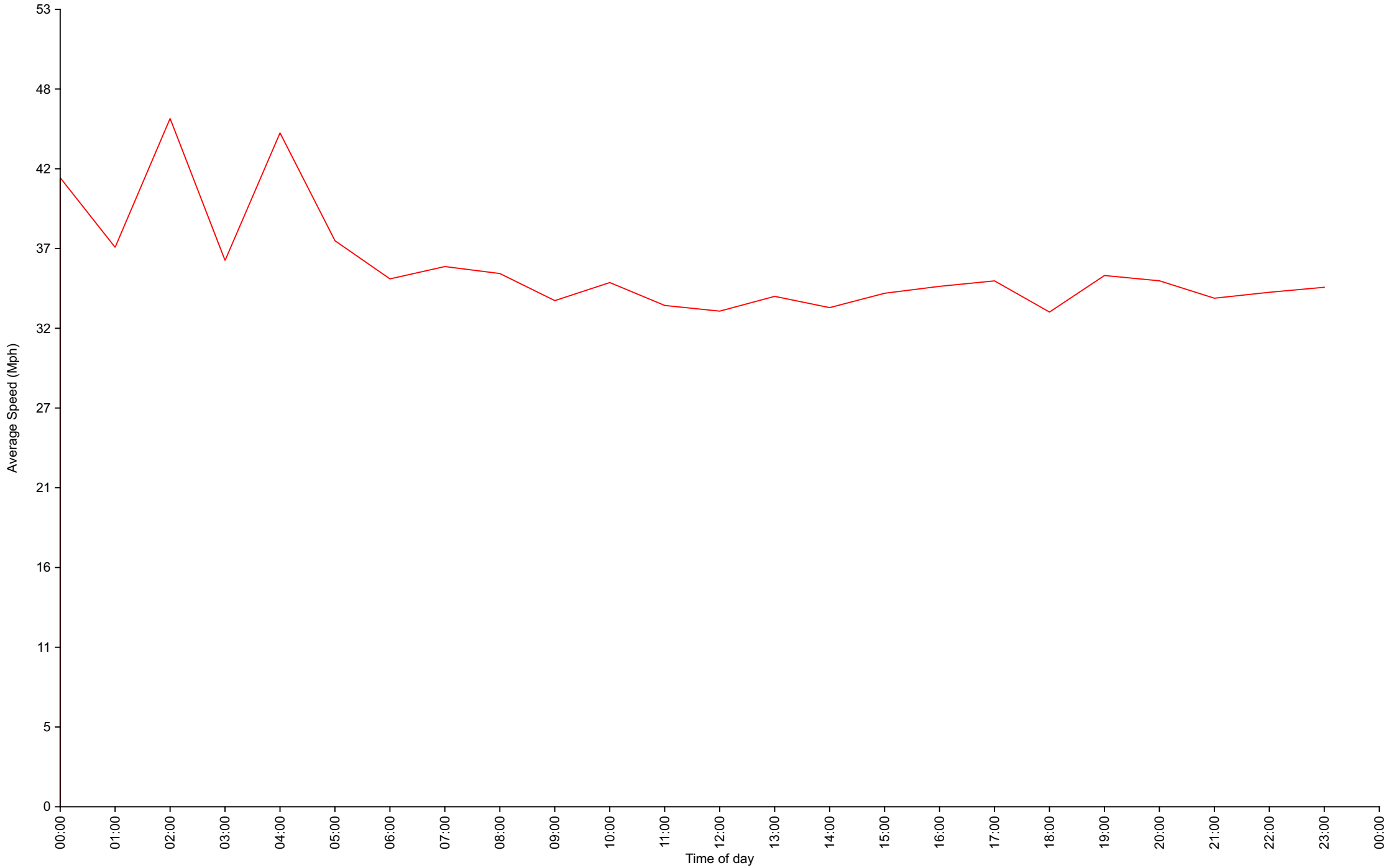
## Daily Overview for Thu Sep 7 2023



# Average Speed By Hour

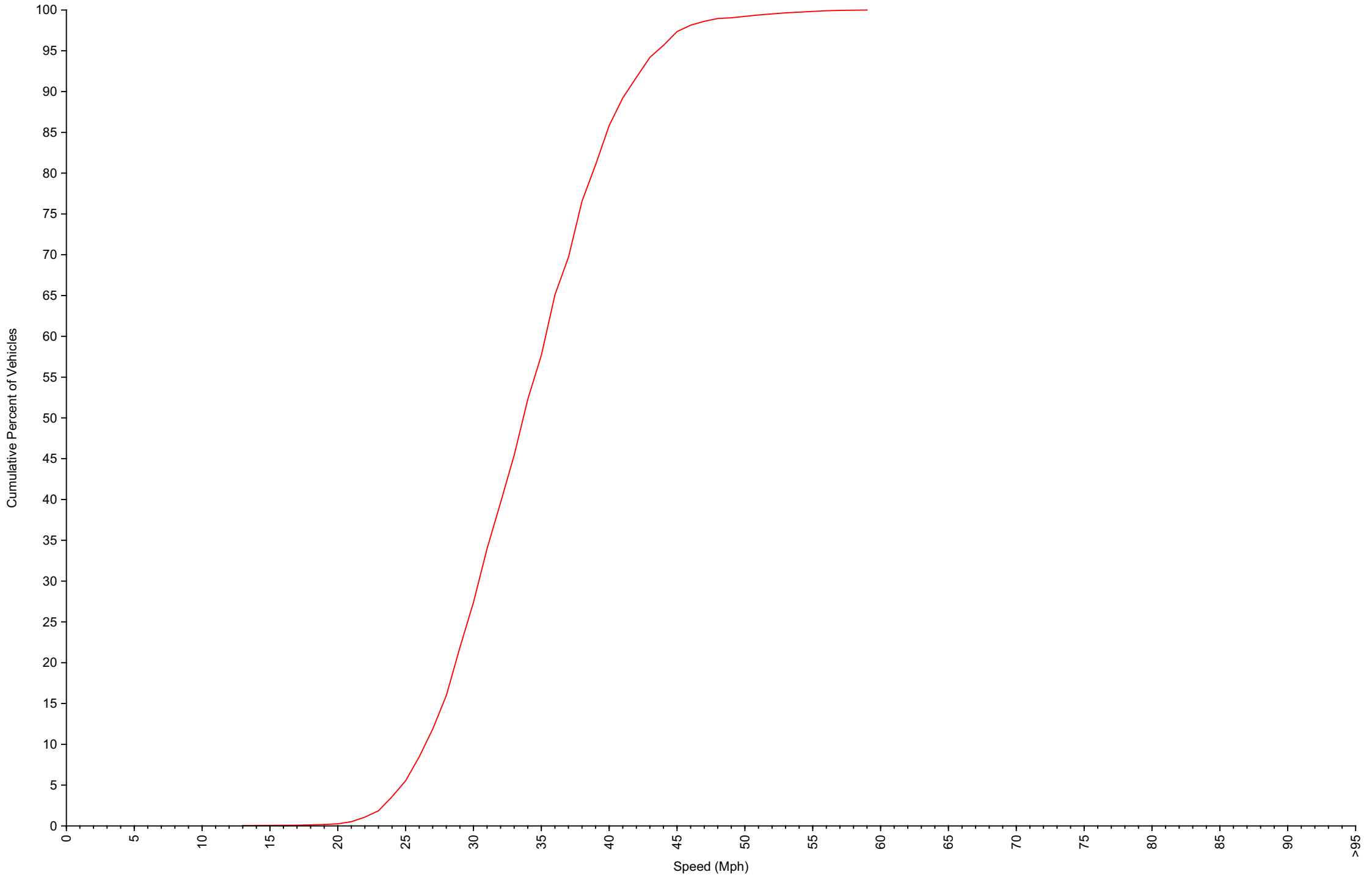
## Daily Overview for Thu Sep 7 2023

(60 Minute Resolution)



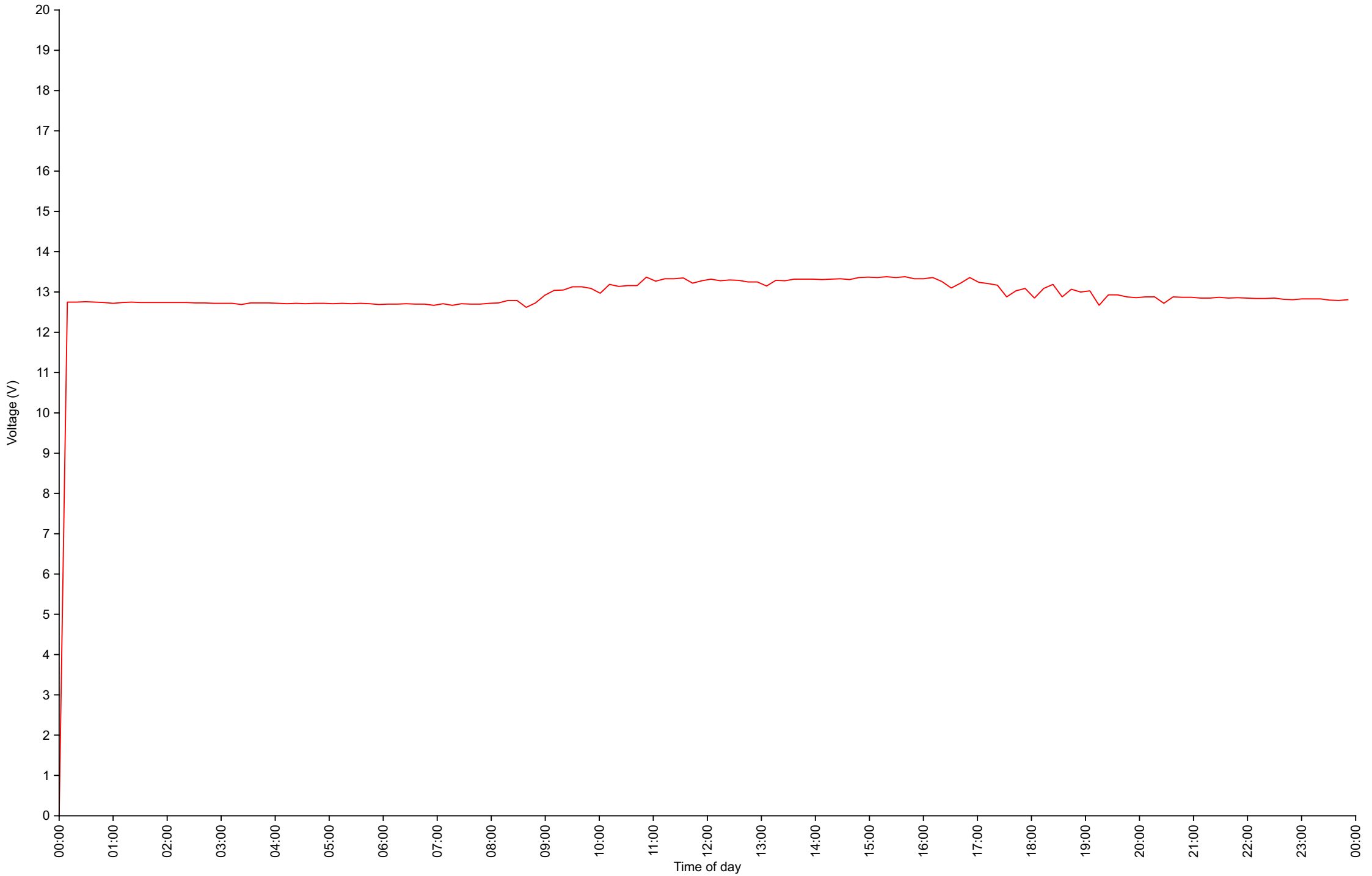
# Cumulative Speed Distribution Curve

## Daily Overview for Thu Sep 7 2023



# Voltage

## Daily Overview for Thu Sep 7 2023



# Traffic Report

Daily Overview for Fri Sep 8 2023

Vehicle Speed Classes (Mph)

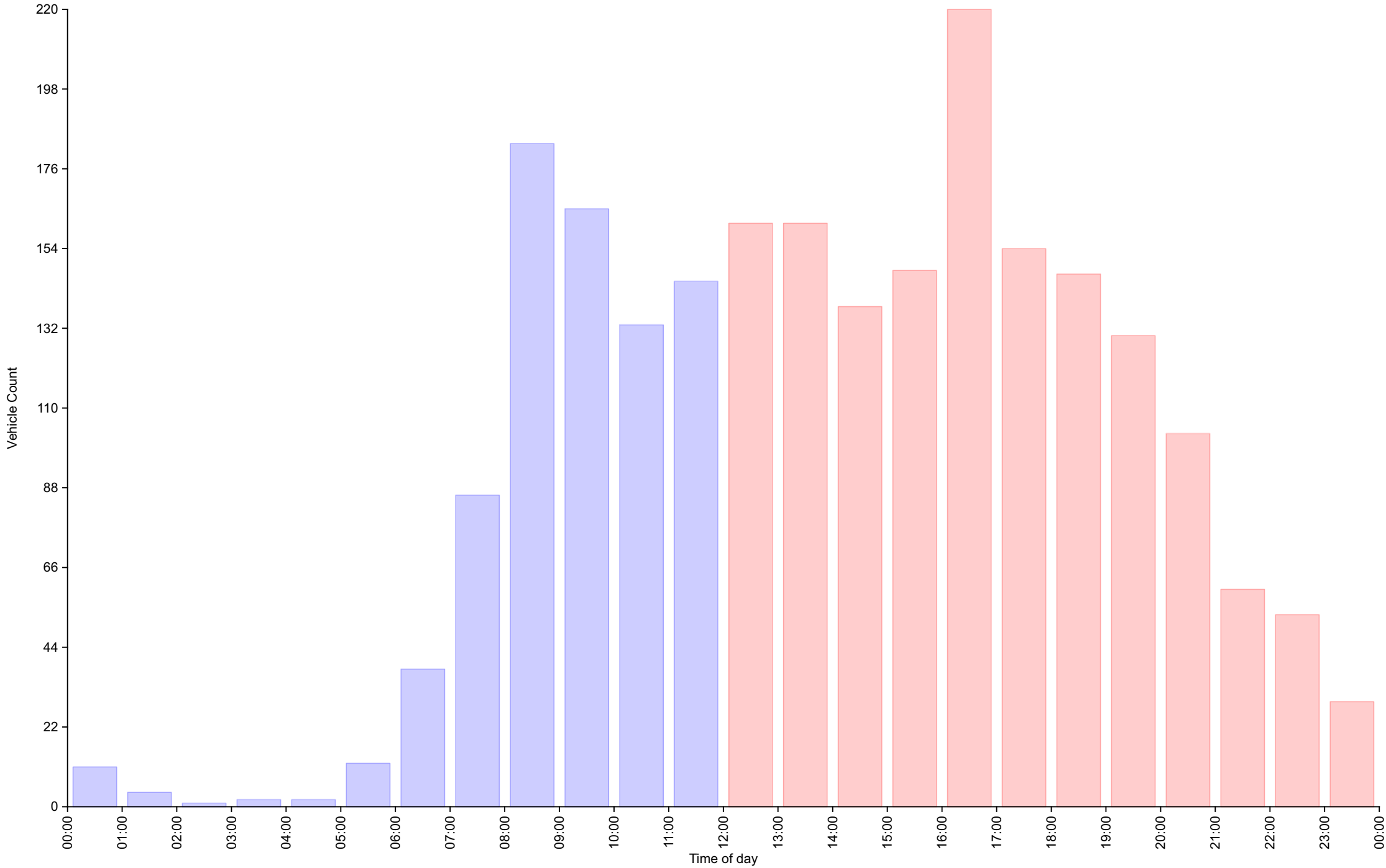
|          | <15      | 15<br>20 | 20<br>25  | 25<br>30  | 30<br>35      | 35<br>40  | 40<br>45  | 45<br>50  | 50<br>55 | 55<br>60 | 60<br>65 | 65<br>70 | >70   | Total      | 85th<br>Percentile |
|----------|----------|----------|-----------|-----------|---------------|-----------|-----------|-----------|----------|----------|----------|----------|-------|------------|--------------------|
| 00:00    | 0        | 0        | 0         | 3         | 4             | 2         | 1         | 1         | 0        | 0        | 0        | 0        | 0     | 11         | 40.7               |
| 01:00    | 0        | 0        | 0         | 0         | 2             | 1         | 1         | 0         | 0        | 0        | 0        | 0        | 0     | 4          | 39.2               |
| 02:00    | 0        | 0        | 0         | 0         | 0             | 1         | 0         | 0         | 0        | 0        | 0        | 0        | 0     | 1          | 35.1               |
| 03:00    | 0        | 0        | 0         | 0         | 1             | 1         | 0         | 0         | 0        | 0        | 0        | 0        | 0     | 2          | 36.8               |
| 04:00    | 0        | 0        | 0         | 0         | 0             | 0         | 1         | 1         | 0        | 0        | 0        | 0        | 0     | 2          | 44.5               |
| 05:00    | 0        | 0        | 0         | 0         | 1             | 3         | 6         | 2         | 0        | 0        | 0        | 0        | 0     | 12         | 44.1               |
| 06:00    | 0        | 0        | 0         | 2         | 10            | 10        | 10        | 4         | 1        | 0        | <b>1</b> | 0        | 0     | 38         | 44.1               |
| 07:00    | 0        | 0        | 0         | 16        | 18            | 22        | 14        | <b>12</b> | <b>3</b> | <b>1</b> | 0        | 0        | 0     | 86         | <b>45.2</b>        |
| 08:00    | 0        | <b>2</b> | 2         | 27        | <b>53</b>     | <b>55</b> | <b>37</b> | 5         | 1        | 1        | 0        | 0        | 0     | <b>183</b> | 40.6               |
| 09:00    | 0        | 0        | <b>15</b> | 21        | 40            | 46        | 33        | 9         | 1        | 0        | 0        | 0        | 0     | 165        | 41.7               |
| 10:00    | 0        | 0        | 1         | 28        | 51            | 34        | 17        | 2         | 0        | 0        | 0        | 0        | 0     | 133        | 38.5               |
| 11:00    | 0        | 1        | 8         | <b>33</b> | 37            | 33        | 26        | 5         | 1        | 1        | 0        | 0        | 0     | 145        | 40.4               |
| 12:00    | 0        | 1        | 4         | 33        | 43            | 47        | <b>30</b> | 2         | 1        | 0        | 0        | 0        | 0     | 161        | 40.3               |
| 13:00    | 0        | <b>4</b> | 3         | 45        | 55            | 33        | 18        | 3         | 0        | 0        | 0        | 0        | 0     | 161        | 38.5               |
| 14:00    | 0        | 2        | 11        | 23        | 39            | 35        | 26        | 2         | 0        | 0        | 0        | 0        | 0     | 138        | 39.8               |
| 15:00    | 0        | 0        | 3         | 33        | 42            | 38        | 27        | 5         | 0        | 0        | 0        | 0        | 0     | 148        | 40.0               |
| 16:00    | 0        | 2        | 7         | <b>49</b> | <b>58</b>     | <b>72</b> | 23        | <b>8</b>  | 1        | 0        | 0        | 0        | 0     | <b>220</b> | 38.9               |
| 17:00    | 0        | 0        | 3         | 24        | 52            | 42        | 26        | 6         | 1        | 0        | 0        | 0        | 0     | 154        | 40.0               |
| 18:00    | 0        | 2        | <b>12</b> | 21        | 47            | 50        | 12        | 2         | 1        | 0        | 0        | 0        | 0     | 147        | 37.8               |
| 19:00    | <b>1</b> | 0        | 2         | 22        | 41            | 40        | 16        | 7         | 0        | <b>1</b> | 0        | 0        | 0     | 130        | 40.8               |
| 20:00    | 0        | 0        | 1         | 15        | 45            | 30        | 10        | 2         | 0        | 0        | 0        | 0        | 0     | 103        | 37.8               |
| 21:00    | 0        | 0        | 3         | 13        | 14            | 15        | 12        | 2         | 1        | 0        | 0        | 0        | 0     | 60         | 39.9               |
| 22:00    | 0        | 0        | 3         | 14        | 8             | 14        | 6         | 5         | <b>3</b> | 0        | 0        | 0        | 0     | 53         | <b>41.1</b>        |
| 23:00    | 0        | 0        | 0         | 6         | 8             | 9         | 5         | 1         | 0        | 0        | 0        | 0        | 0     | 29         | 39.8               |
| AM Total | 0        | 3        | 26        | 130       | <b>217</b>    | 208       | 146       | 41        | 7        | 3        | 1        | 0        | 0     |            |                    |
| PM Total | 1        | 11       | 52        | 298       | <b>452</b>    | 425       | 211       | 45        | 8        | 1        | 0        | 0        | 0     |            |                    |
| Total    | 1        | 14       | 78        | 428       | <b>669</b>    | 633       | 357       | 86        | 15       | 4        | 1        | 0        | 0     |            |                    |
| Percent  | 0.04%    | 0.61%    | 3.41%     | 18.72%    | <b>29.27%</b> | 27.69%    | 15.62%    | 3.76%     | 0.66%    | 0.17%    | 0.04%    | 0.00%    | 0.00% |            |                    |

Total Vehicles : 2286  
 30th Percentile : 30.3 MPH  
 50th Percentile : 33.7 MPH  
 85th Percentile : 40.1 MPH  
 95th Percentile : 43.8 MPH  
 Average Speed : 34.3 MPH  
 Highest Speed : 59.5 MPH

# Vehicle Counts By Hour

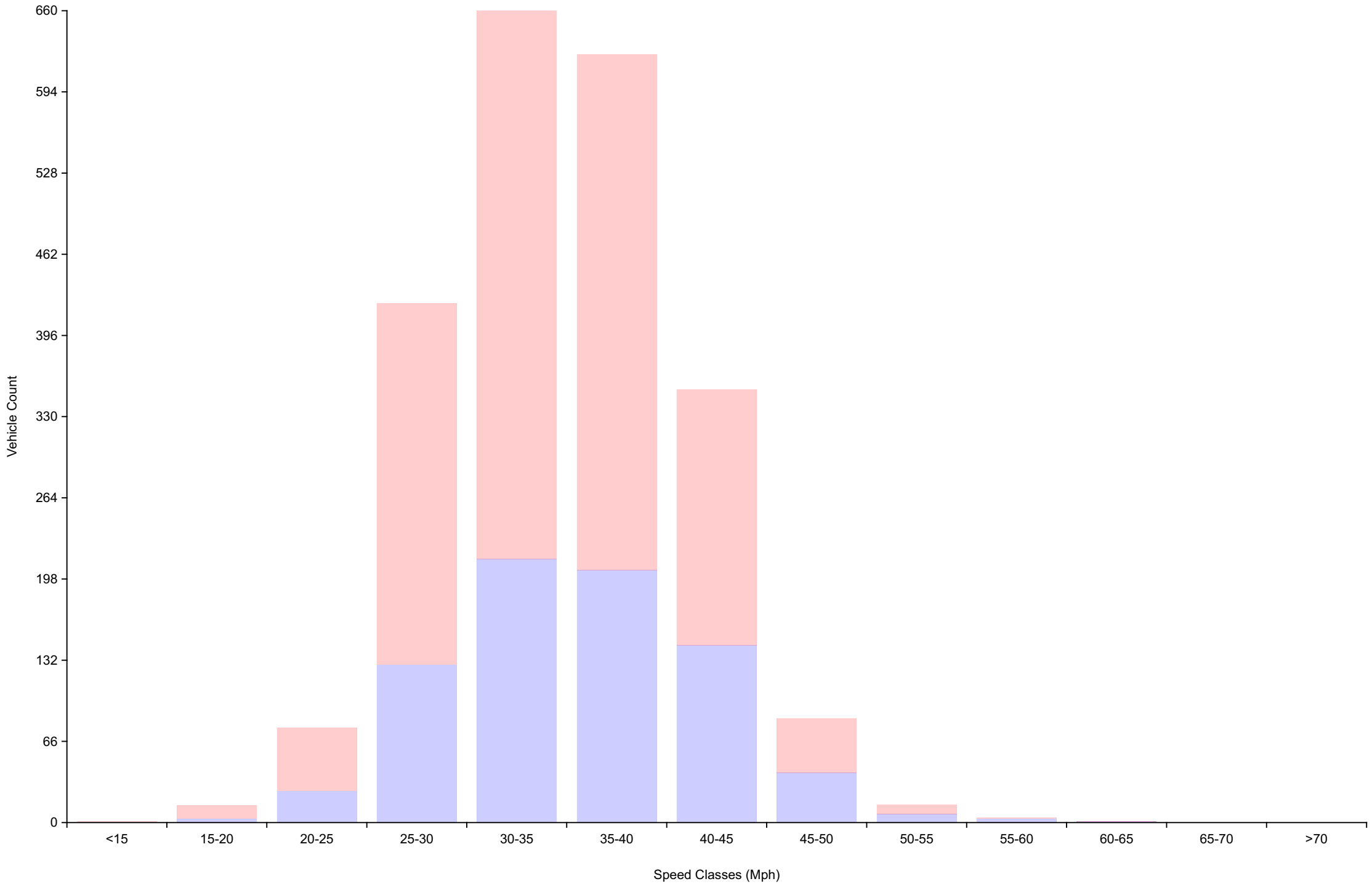
## Daily Overview for Fri Sep 8 2023

(60 Minute Resolution)



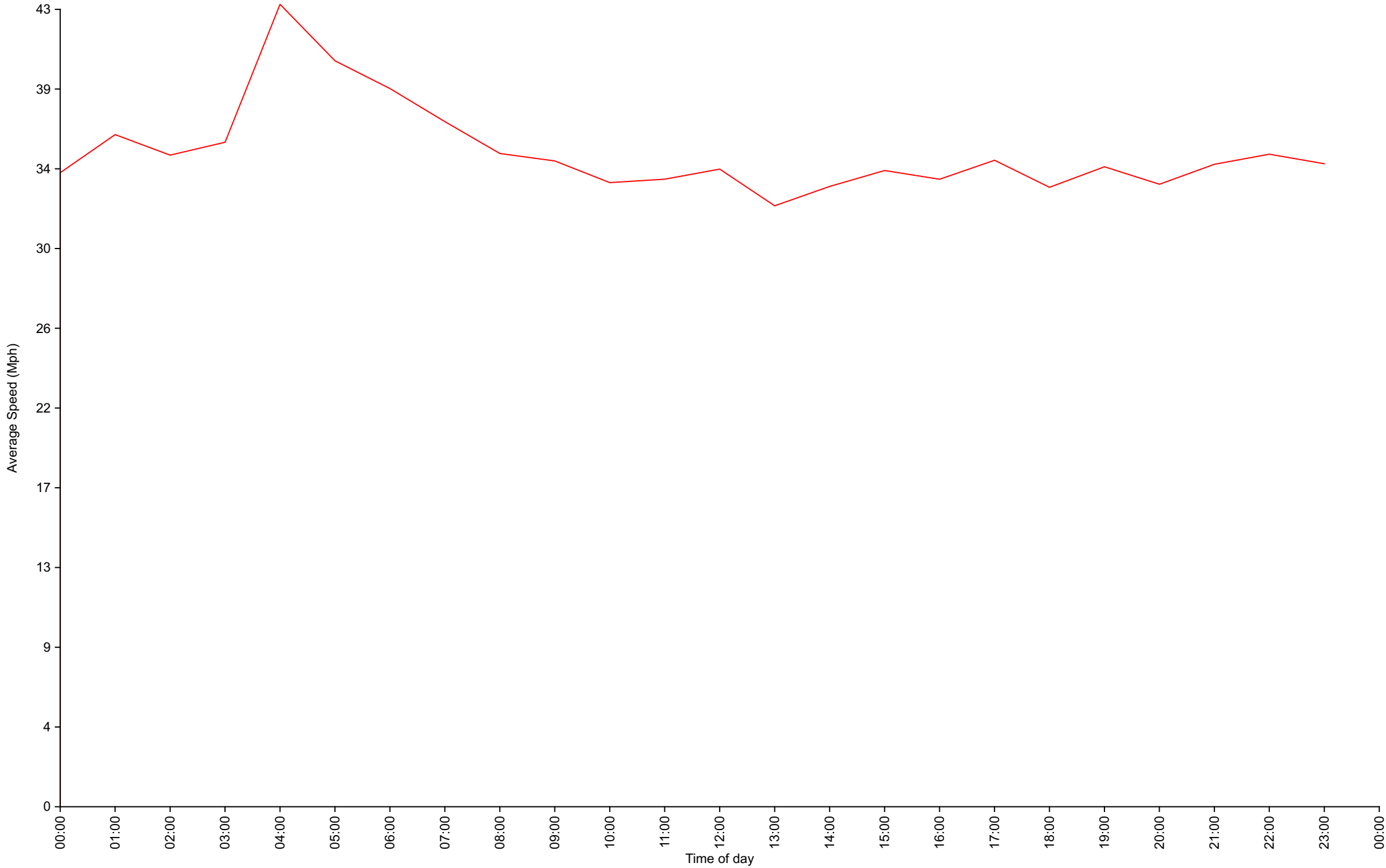
# Vehicle Counts By Speed Class

## Daily Overview for Fri Sep 8 2023



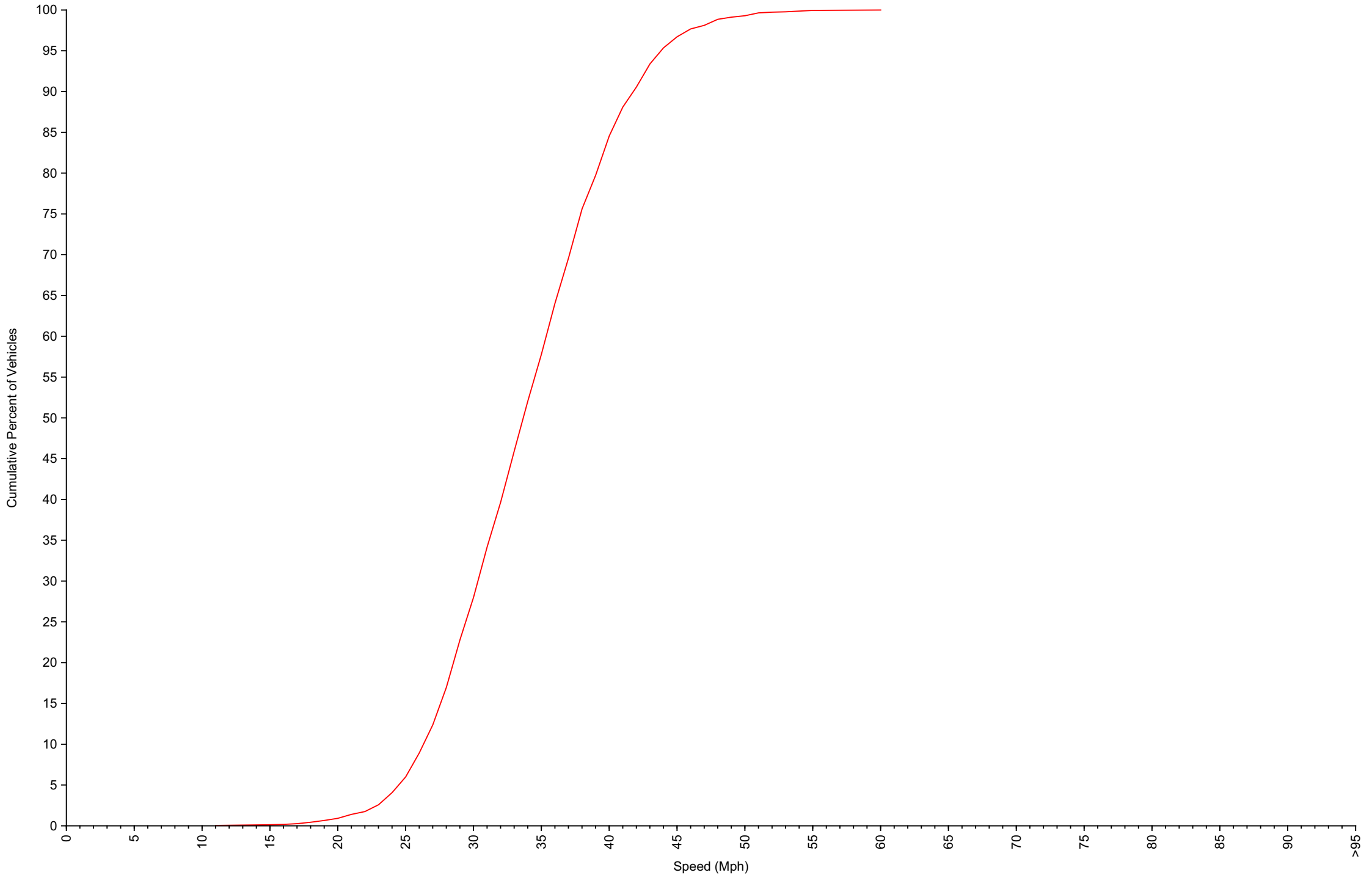


Average Speed By Hour  
Daily Overview for Fri Sep 8 2023  
(60 Minute Resolution)



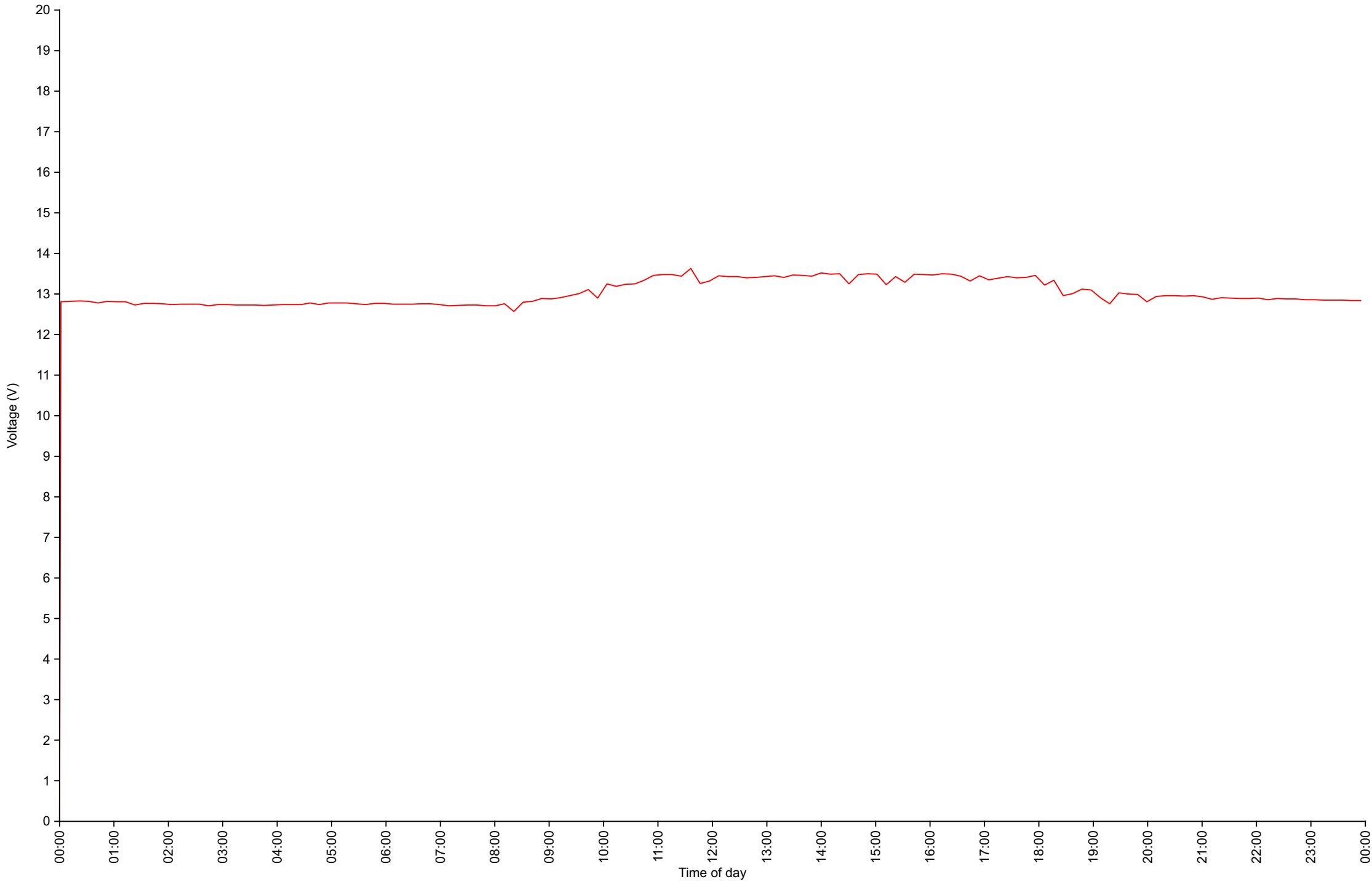
# Cumulative Speed Distribution Curve

## Daily Overview for Fri Sep 8 2023



# Voltage

## Daily Overview for Fri Sep 8 2023



# Traffic Report

Daily Overview for Sat Sep 9 2023

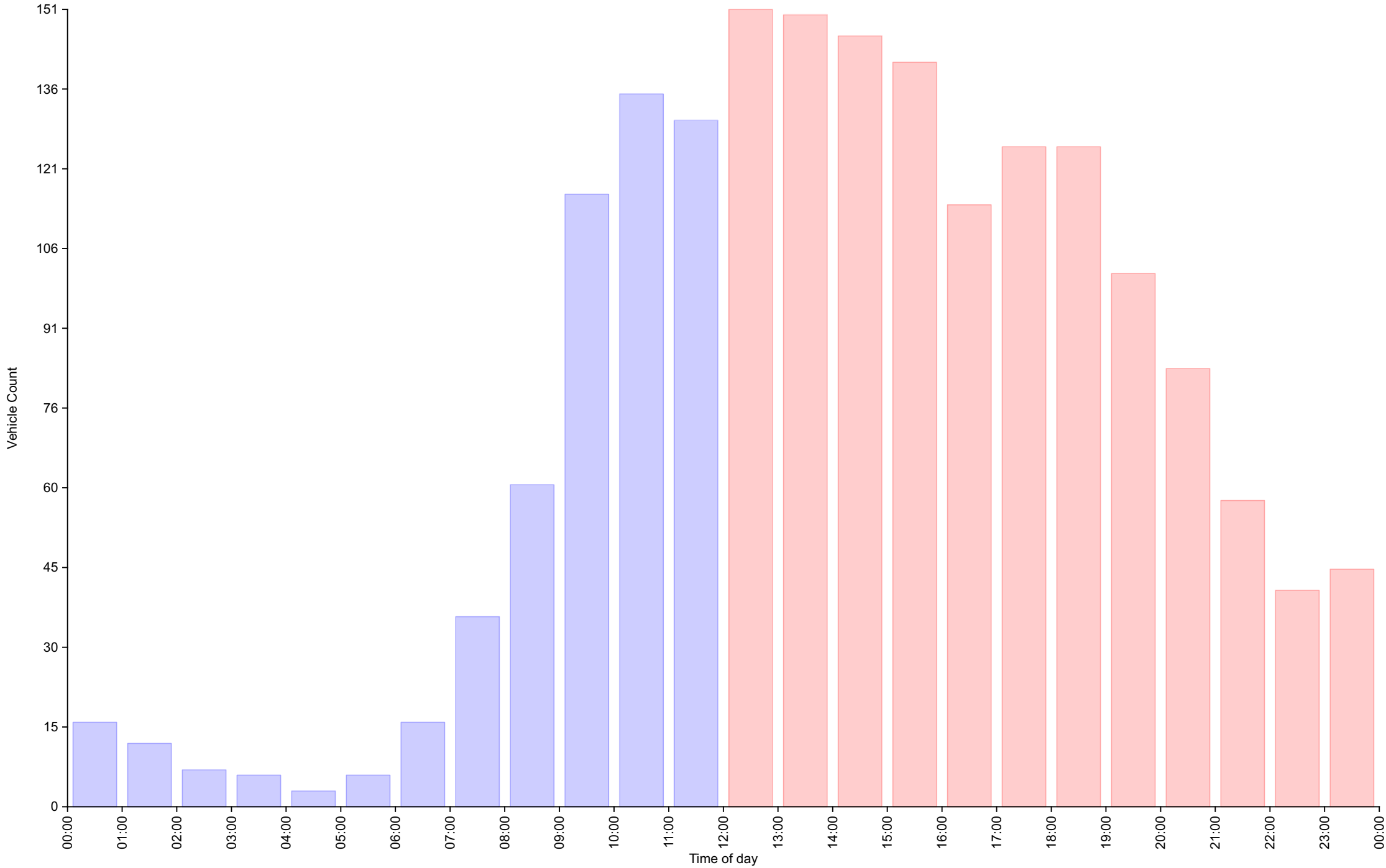
Vehicle Speed Classes (Mph)

|          | <15      | 15<br>20 | 20<br>25 | 25<br>30  | 30<br>35  | 35<br>40      | 40<br>45  | 45<br>50  | 50<br>55 | 55<br>60 | 60<br>65 | 65<br>70 | >70   | Total      | 85th<br>Percentile |
|----------|----------|----------|----------|-----------|-----------|---------------|-----------|-----------|----------|----------|----------|----------|-------|------------|--------------------|
| 00:00    | 0        | 0        | 0        | 3         | 3         | 3             | 4         | 3         | 0        | 0        | 0        | 0        | 0     | 16         | 44.6               |
| 01:00    | 0        | 0        | 0        | 1         | 5         | 4             | 2         | 0         | 0        | 0        | 0        | 0        | 0     | 12         | 38.4               |
| 02:00    | 0        | 0        | 0        | 1         | 2         | 3             | 1         | 0         | 0        | 0        | 0        | 0        | 0     | 7          | 36.9               |
| 03:00    | 0        | 0        | 0        | 3         | 2         | 0             | 0         | 0         | 0        | 1        | 0        | 0        | 0     | 6          | 35.4               |
| 04:00    | 0        | 0        | 0        | 0         | 1         | 0             | 2         | 0         | 0        | 0        | 0        | 0        | 0     | 3          | 41.6               |
| 05:00    | 0        | 0        | 0        | 1         | 1         | 2             | 2         | 0         | 0        | 0        | 0        | 0        | 0     | 6          | 43.1               |
| 06:00    | 0        | 0        | 0        | 0         | 4         | 5             | 2         | 3         | <b>2</b> | 0        | 0        | 0        | 0     | 16         | <b>46.2</b>        |
| 07:00    | 0        | <b>1</b> | 0        | 2         | 6         | 16            | 6         | 3         | 0        | <b>2</b> | 0        | 0        | 0     | 36         | 43.8               |
| 08:00    | <b>1</b> | 0        | 1        | 3         | 12        | 15            | 22        | 6         | 1        | 0        | 0        | 0        | 0     | 61         | 43.5               |
| 09:00    | 0        | 0        | 0        | 9         | 27        | 37            | <b>36</b> | 7         | 0        | 0        | 0        | 0        | 0     | 116        | 42.2               |
| 10:00    | 0        | 1        | <b>4</b> | 18        | <b>42</b> | <b>45</b>     | 15        | <b>9</b>  | 1        | 0        | 0        | 0        | 0     | <b>135</b> | 40.4               |
| 11:00    | 0        | 0        | 3        | <b>26</b> | 23        | 44            | 31        | 2         | 1        | 0        | 0        | 0        | 0     | 130        | 40.5               |
| 12:00    | 0        | <b>2</b> | 2        | 22        | 41        | <b>58</b>     | 22        | 4         | 0        | 0        | 0        | 0        | 0     | <b>151</b> | 39.5               |
| 13:00    | 0        | 0        | 3        | 18        | <b>47</b> | 43            | 28        | <b>10</b> | 1        | 0        | 0        | 0        | 0     | 150        | 41.5               |
| 14:00    | 0        | 1        | 2        | 16        | 34        | 45            | <b>36</b> | 7         | <b>4</b> | <b>1</b> | 0        | 0        | 0     | 146        | <b>42.0</b>        |
| 15:00    | 0        | 1        | 3        | 16        | 36        | 54            | 27        | 3         | 1        | 0        | 0        | 0        | 0     | 141        | 40.0               |
| 16:00    | 0        | 1        | 0        | 12        | 36        | 39            | 17        | 9         | 0        | 0        | 0        | 0        | 0     | 114        | 40.8               |
| 17:00    | 0        | 0        | <b>6</b> | <b>26</b> | 31        | 36            | 16        | 10        | 0        | 0        | 0        | 0        | 0     | 125        | 41.1               |
| 18:00    | 0        | 0        | 2        | 11        | 37        | 43            | 22        | 8         | 2        | 0        | 0        | 0        | 0     | 125        | 41.8               |
| 19:00    | 0        | 0        | 0        | 14        | 29        | 32            | 21        | 4         | 1        | 0        | 0        | 0        | 0     | 101        | 41.3               |
| 20:00    | 0        | 0        | 0        | 17        | 28        | 21            | 13        | 3         | 1        | 0        | 0        | 0        | 0     | 83         | 39.9               |
| 21:00    | 0        | 0        | 4        | 13        | 13        | 14            | 9         | 2         | 3        | 0        | 0        | 0        | 0     | 58         | 41.9               |
| 22:00    | 0        | 0        | 0        | 7         | 17        | 8             | 5         | 3         | 0        | 0        | 0        | <b>1</b> | 0     | 41         | 41.3               |
| 23:00    | 0        | 0        | 0        | 9         | 18        | 10            | 7         | 1         | 0        | 0        | 0        | 0        | 0     | 45         | 40.1               |
| AM Total | 1        | 2        | 8        | 67        | 128       | <b>174</b>    | 123       | 33        | 5        | 3        | 0        | 0        | 0     |            |                    |
| PM Total | 0        | 5        | 22       | 181       | 367       | <b>403</b>    | 223       | 64        | 13       | 1        | 0        | 1        | 0     |            |                    |
| Total    | 1        | 7        | 30       | 248       | 495       | <b>577</b>    | 346       | 97        | 18       | 4        | 0        | 1        | 0     |            |                    |
| Percent  | 0.05%    | 0.38%    | 1.64%    | 13.60%    | 27.14%    | <b>31.63%</b> | 18.97%    | 5.32%     | 0.99%    | 0.22%    | 0.00%    | 0.05%    | 0.00% |            |                    |

Total Vehicles : 1824  
 30th Percentile : 31.8 MPH  
 50th Percentile : 35.1 MPH  
 85th Percentile : 41.4 MPH  
 95th Percentile : 45.1 MPH  
 Average Speed : 35.7 MPH  
 Highest Speed : 65.4 MPH

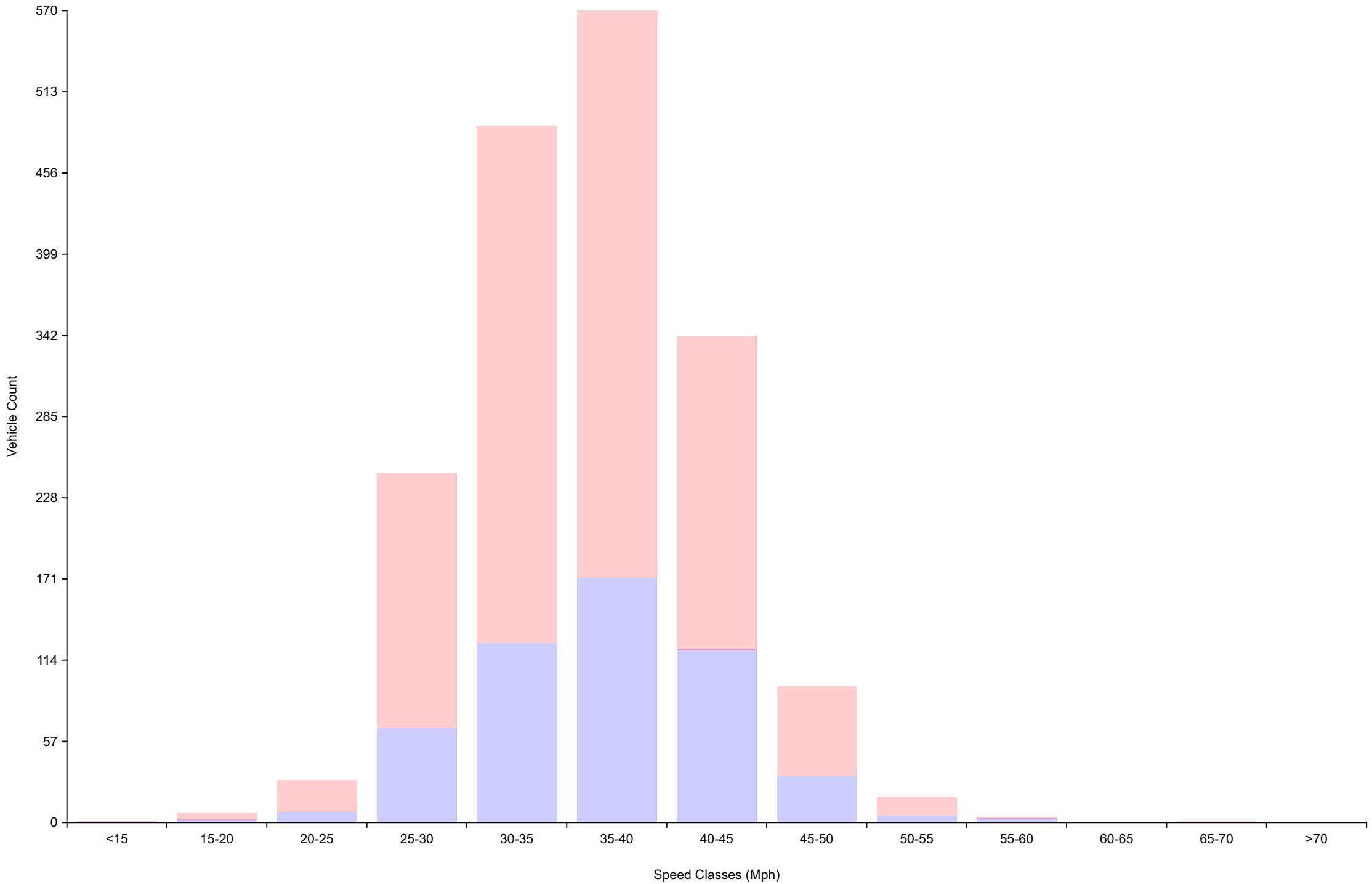
# Vehicle Counts By Hour

Daily Overview for Sat Sep 9 2023  
(60 Minute Resolution)



# Vehicle Counts By Speed Class

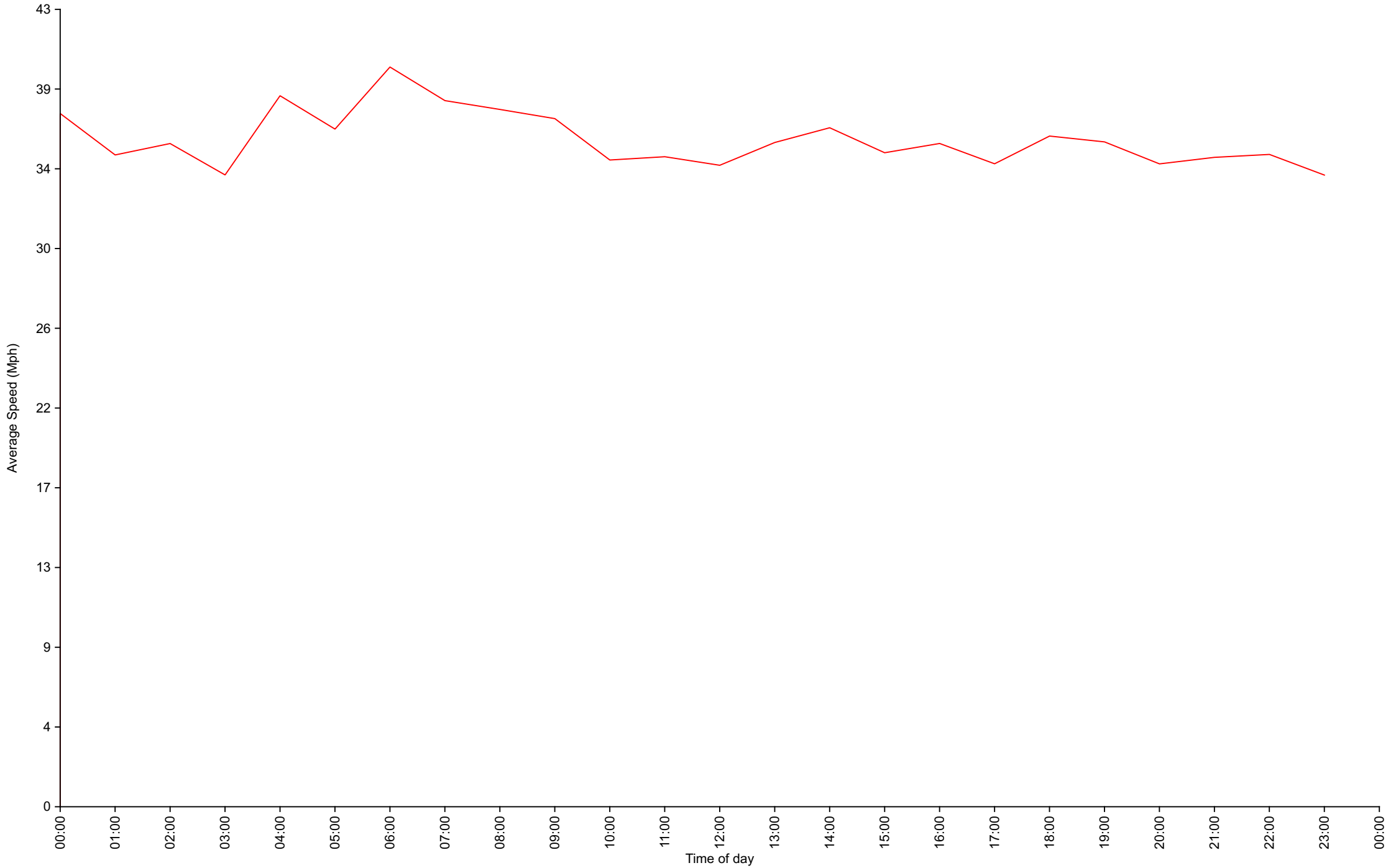
## Daily Overview for Sat Sep 9 2023



# Average Speed By Hour

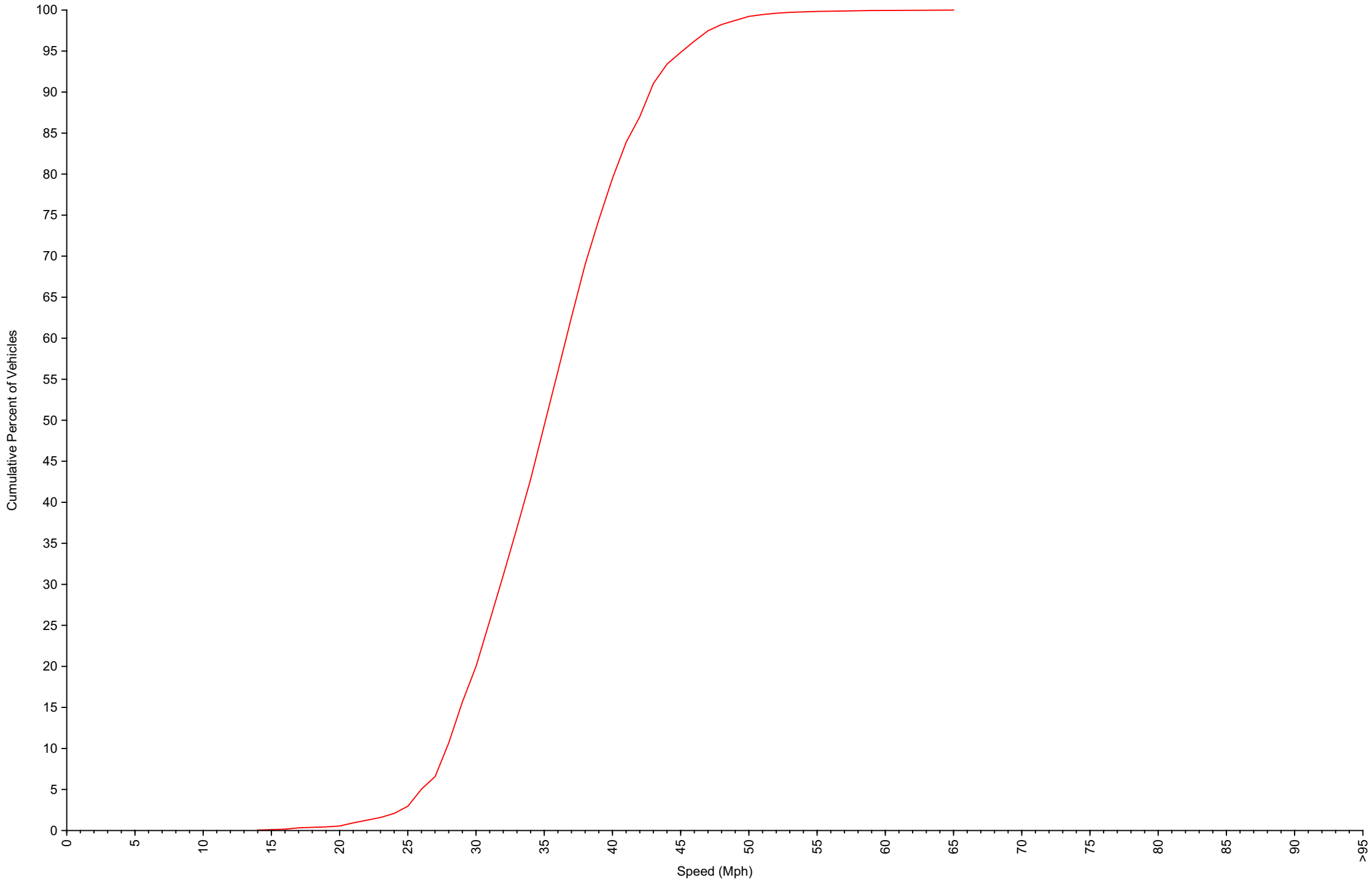
## Daily Overview for Sat Sep 9 2023

(60 Minute Resolution)



# Cumulative Speed Distribution Curve

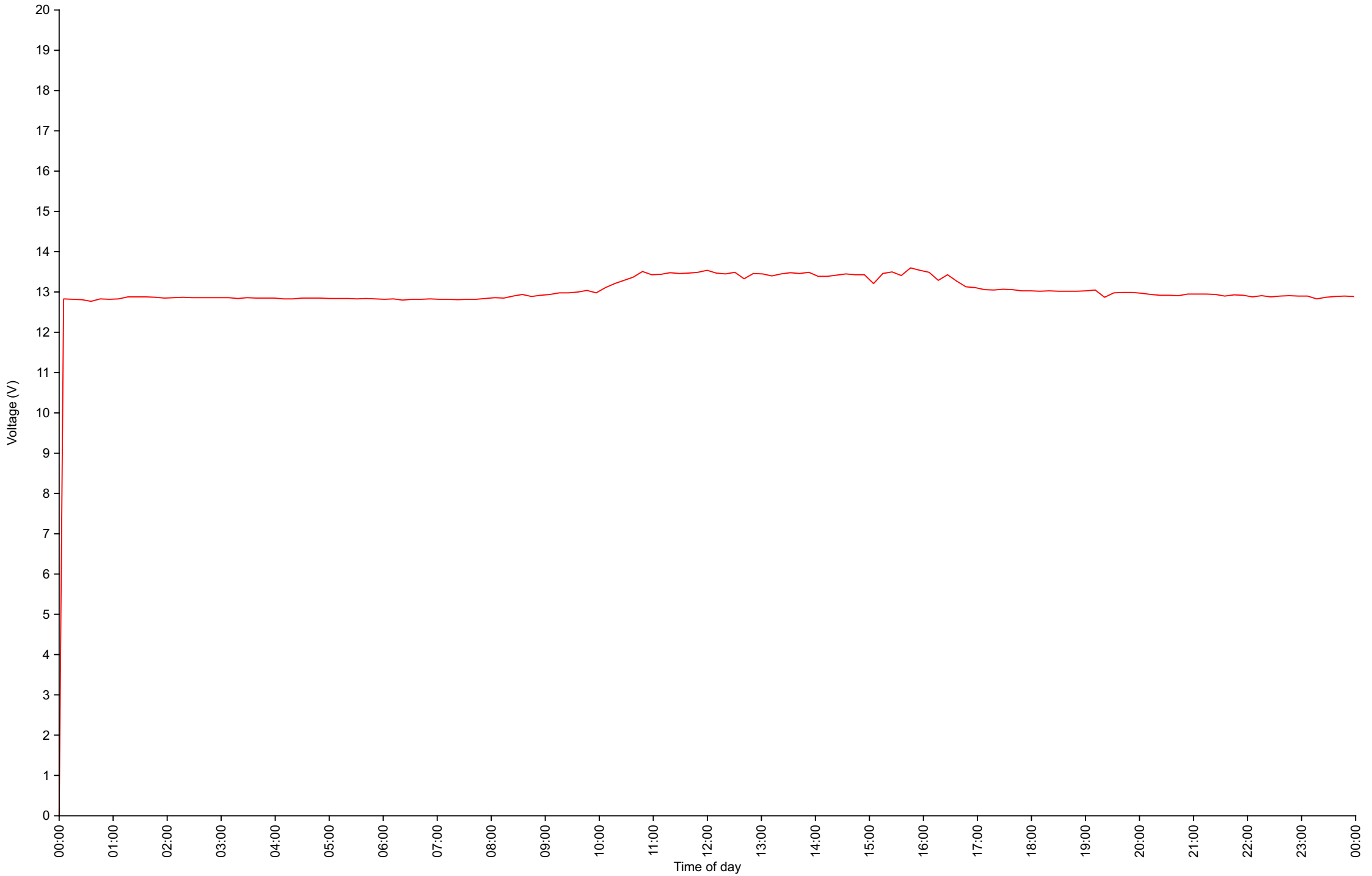
## Daily Overview for Sat Sep 9 2023





# Voltage

## Daily Overview for Sat Sep 9 2023



# Traffic Report

Daily Overview for Sun Sep 10 2023

Vehicle Speed Classes (Mph)

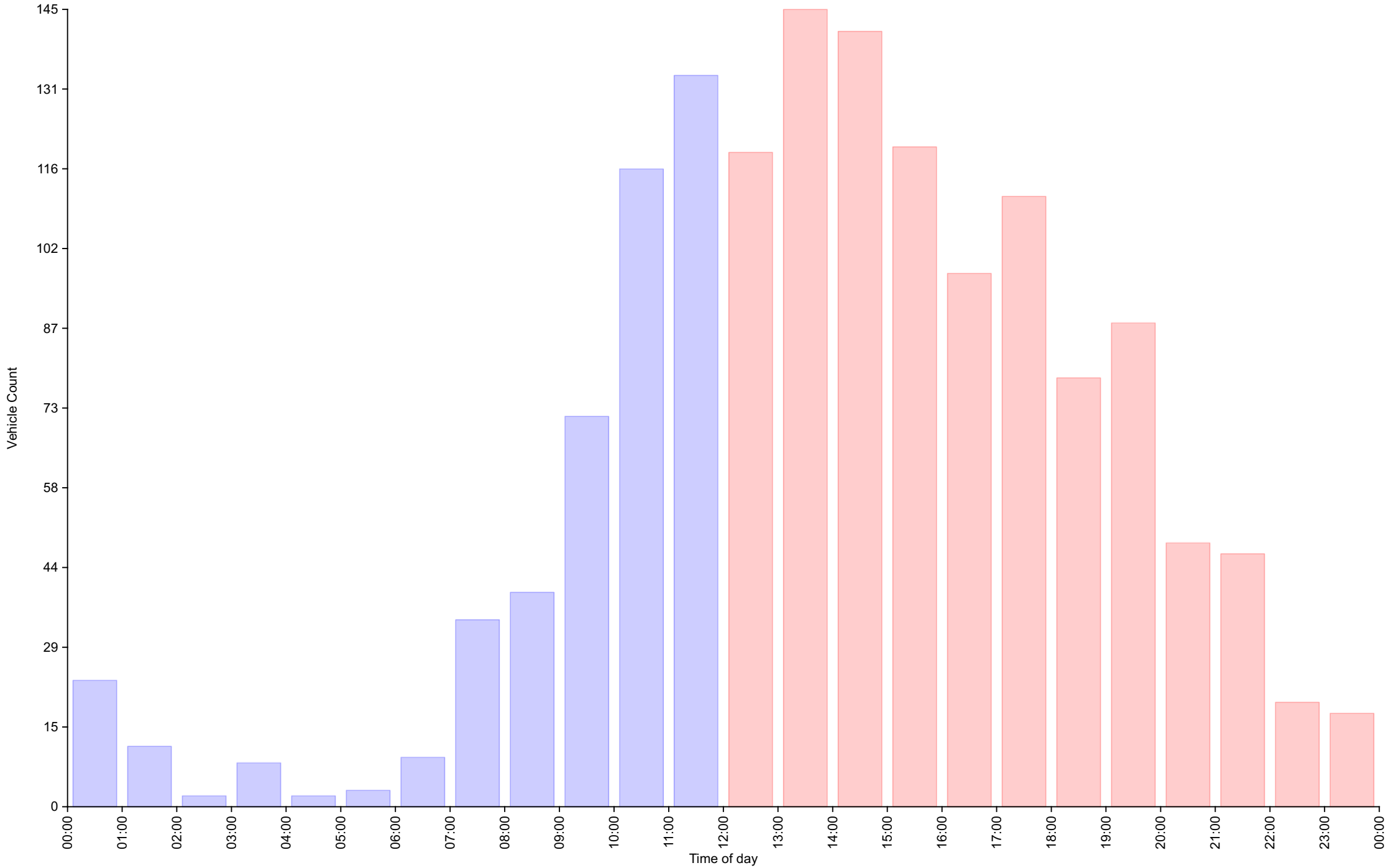
|          | <15   | 15<br>20 | 20<br>25 | 25<br>30  | 30<br>35      | 35<br>40  | 40<br>45  | 45<br>50 | 50<br>55 | 55<br>60 | 60<br>65 | 65<br>70 | >70   | Total      | 85th<br>Percentile |
|----------|-------|----------|----------|-----------|---------------|-----------|-----------|----------|----------|----------|----------|----------|-------|------------|--------------------|
| 00:00    | 0     | 0        | 0        | 5         | 7             | 8         | 3         | 0        | 0        | 0        | 0        | 0        | 0     | 23         | 38.8               |
| 01:00    | 0     | 0        | 0        | 0         | 3             | 6         | 1         | 1        | 0        | 0        | 0        | 0        | 0     | 11         | 40.4               |
| 02:00    | 0     | 0        | 0        | 0         | 2             | 0         | 0         | 0        | 0        | 0        | 0        | 0        | 0     | 2          | 31.7               |
| 03:00    | 0     | 0        | 0        | 1         | 0             | 2         | 2         | 3        | 0        | 0        | 0        | 0        | 0     | 8          | 45.8               |
| 04:00    | 0     | 0        | 0        | 0         | 0             | 2         | 0         | 0        | 0        | 0        | 0        | 0        | 0     | 2          | 38.1               |
| 05:00    | 0     | 0        | 0        | 0         | 0             | 1         | 1         | 1        | 0        | 0        | 0        | 0        | 0     | 3          | <b>45.3</b>        |
| 06:00    | 0     | 0        | 0        | 1         | 4             | 2         | 1         | 1        | 0        | 0        | 0        | 0        | 0     | 9          | 40.2               |
| 07:00    | 0     | 0        | 1        | 1         | 10            | 12        | 4         | 4        | <b>2</b> | 0        | 0        | 0        | 0     | 34         | 44.9               |
| 08:00    | 0     | 0        | 0        | 3         | 7             | 13        | 10        | <b>5</b> | 1        | 0        | 0        | 0        | 0     | 39         | 43.1               |
| 09:00    | 0     | 0        | 2        | 6         | 12            | 29        | <b>17</b> | 4        | 1        | 0        | 0        | 0        | 0     | 71         | 41.3               |
| 10:00    | 0     | 0        | 2        | 22        | 36            | <b>33</b> | 16        | 5        | 2        | 0        | 0        | 0        | 0     | 116        | 40.1               |
| 11:00    | 0     | 0        | <b>7</b> | <b>29</b> | <b>59</b>     | 21        | 13        | 4        | 0        | 0        | 0        | 0        | 0     | <b>133</b> | 38.0               |
| 12:00    | 0     | 0        | 1        | 25        | 35            | 37        | <b>19</b> | 2        | 0        | 0        | 0        | 0        | 0     | 119        | 39.6               |
| 13:00    | 0     | 0        | <b>8</b> | 25        | <b>65</b>     | 34        | 11        | 2        | 0        | 0        | 0        | 0        | 0     | <b>145</b> | 37.8               |
| 14:00    | 0     | 0        | 6        | 24        | 50            | <b>38</b> | 18        | 5        | 0        | 0        | 0        | 0        | 0     | 141        | 39.6               |
| 15:00    | 0     | 0        | 1        | 22        | 41            | 36        | 14        | 4        | <b>2</b> | 0        | 0        | 0        | 0     | 120        | 39.3               |
| 16:00    | 0     | 0        | 1        | <b>26</b> | 26            | 29        | 11        | 3        | 1        | 0        | 0        | 0        | 0     | 97         | 39.1               |
| 17:00    | 0     | <b>2</b> | 3        | 16        | 38            | 34        | 14        | 3        | 1        | 0        | 0        | 0        | 0     | 111        | 39.3               |
| 18:00    | 0     | 0        | 2        | 7         | 24            | 26        | 13        | <b>6</b> | 0        | 0        | 0        | 0        | 0     | 78         | 40.6               |
| 19:00    | 0     | 1        | 0        | 10        | 25            | 33        | 15        | 3        | 1        | 0        | 0        | 0        | 0     | 88         | 40.2               |
| 20:00    | 0     | 0        | 1        | 6         | 18            | 11        | 11        | 0        | 1        | 0        | 0        | 0        | 0     | 48         | 40.9               |
| 21:00    | 0     | 0        | 0        | 8         | 15            | 14        | 7         | 1        | 1        | 0        | 0        | 0        | 0     | 46         | 39.7               |
| 22:00    | 0     | 0        | 0        | 5         | 9             | 3         | 2         | 0        | 0        | 0        | 0        | 0        | 0     | 19         | 37.7               |
| 23:00    | 0     | 0        | 0        | 5         | 2             | 6         | 3         | 1        | 0        | 0        | 0        | 0        | 0     | 17         | <b>40.4</b>        |
| AM Total | 0     | 0        | 12       | 68        | <b>140</b>    | 129       | 68        | 28       | 6        | 0        | 0        | 0        | 0     |            |                    |
| PM Total | 0     | 3        | 23       | 179       | <b>348</b>    | 301       | 138       | 30       | 7        | 0        | 0        | 0        | 0     |            |                    |
| Total    | 0     | 3        | 35       | 247       | <b>488</b>    | 430       | 206       | 58       | 13       | 0        | 0        | 0        | 0     |            |                    |
| Percent  | 0.00% | 0.20%    | 2.36%    | 16.69%    | <b>32.97%</b> | 29.05%    | 13.92%    | 3.92%    | 0.88%    | 0.00%    | 0.00%    | 0.00%    | 0.00% |            |                    |

Total Vehicles : 1480  
 30th Percentile : 30.8 MPH  
 50th Percentile : 33.7 MPH  
 85th Percentile : 39.9 MPH  
 95th Percentile : 43.9 MPH  
 Average Speed : 34.5 MPH  
 Highest Speed : 54.0 MPH

# Vehicle Counts By Hour

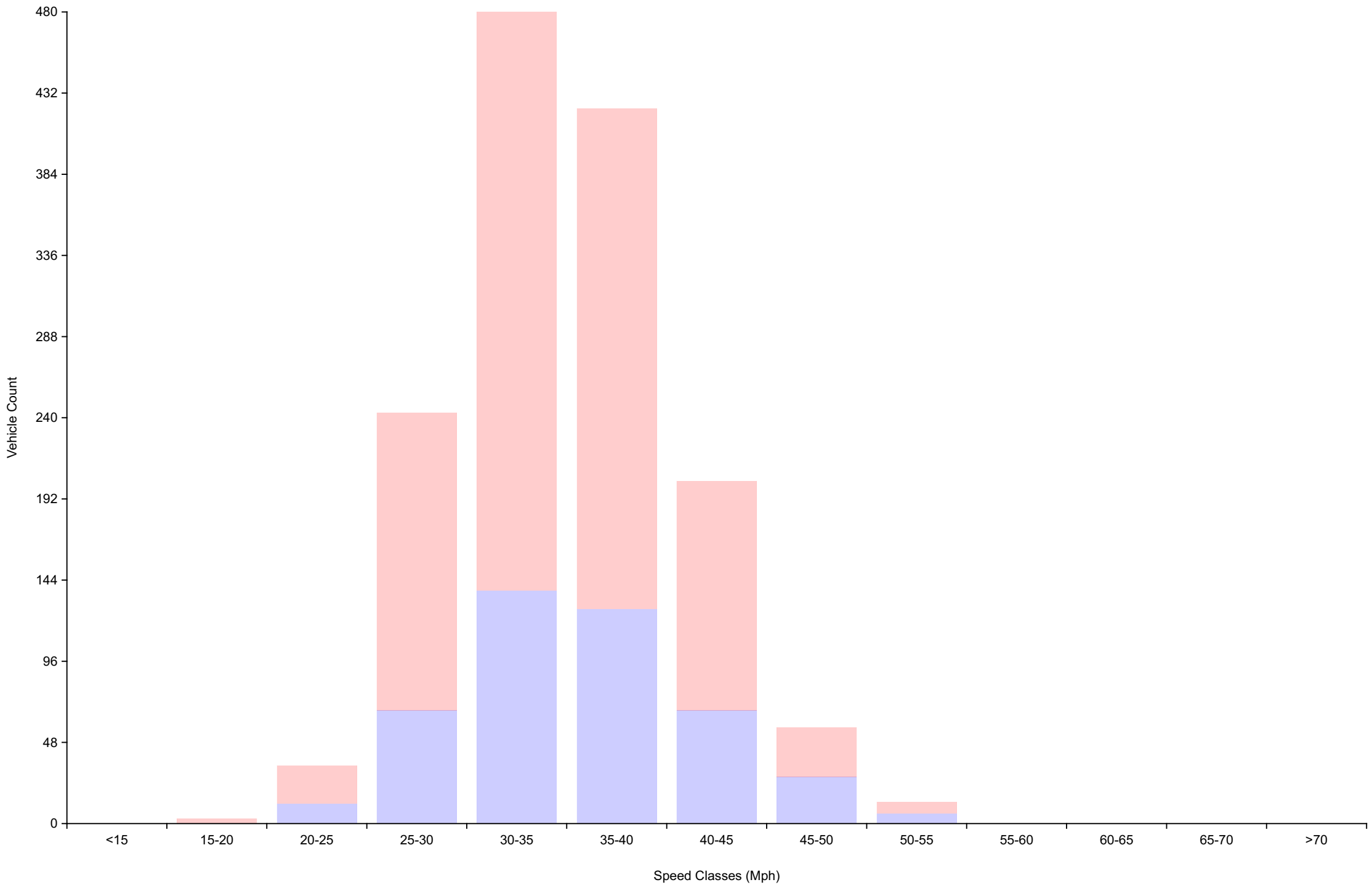
## Daily Overview for Sun Sep 10 2023

(60 Minute Resolution)



# Vehicle Counts By Speed Class

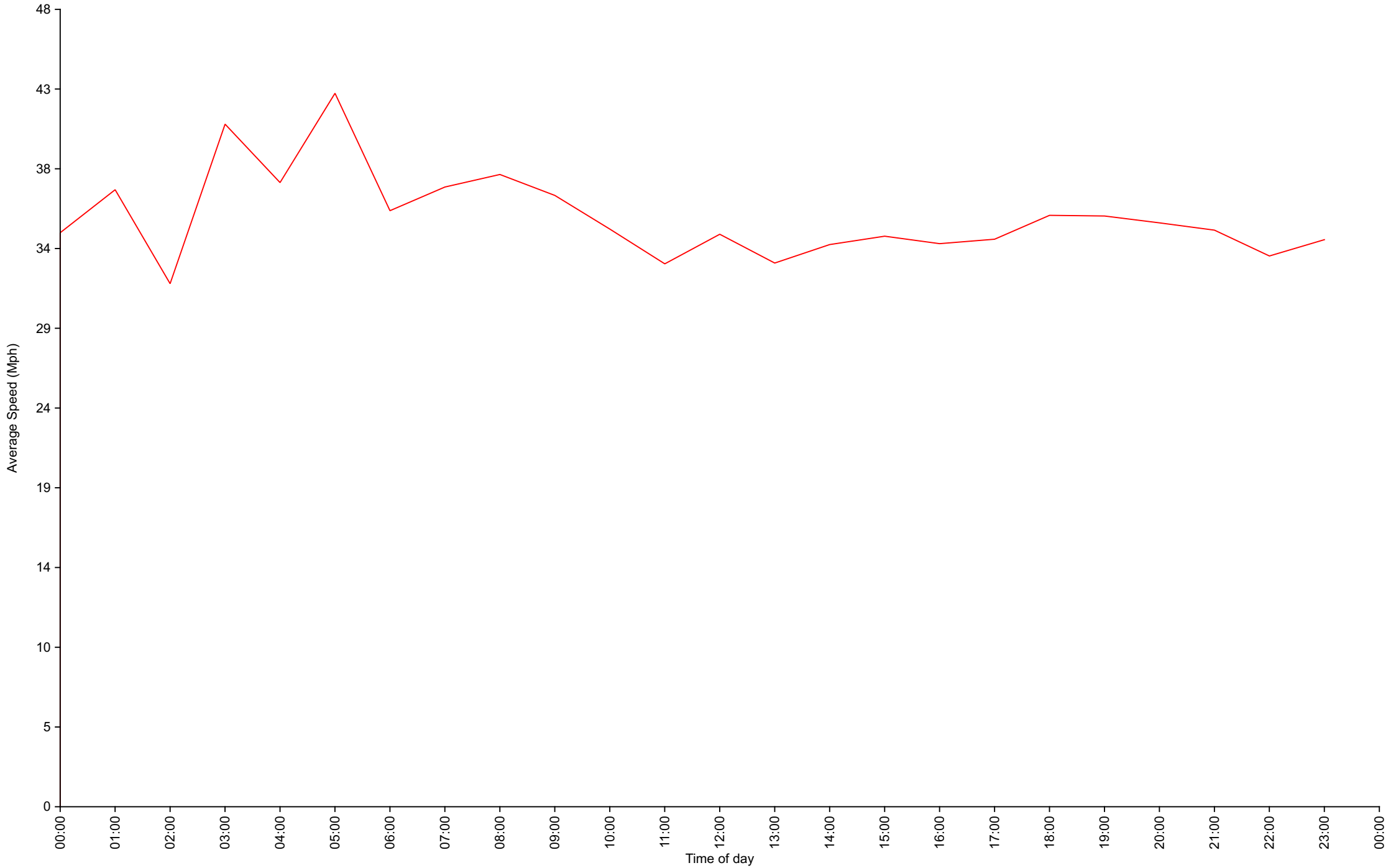
## Daily Overview for Sun Sep 10 2023



# Average Speed By Hour

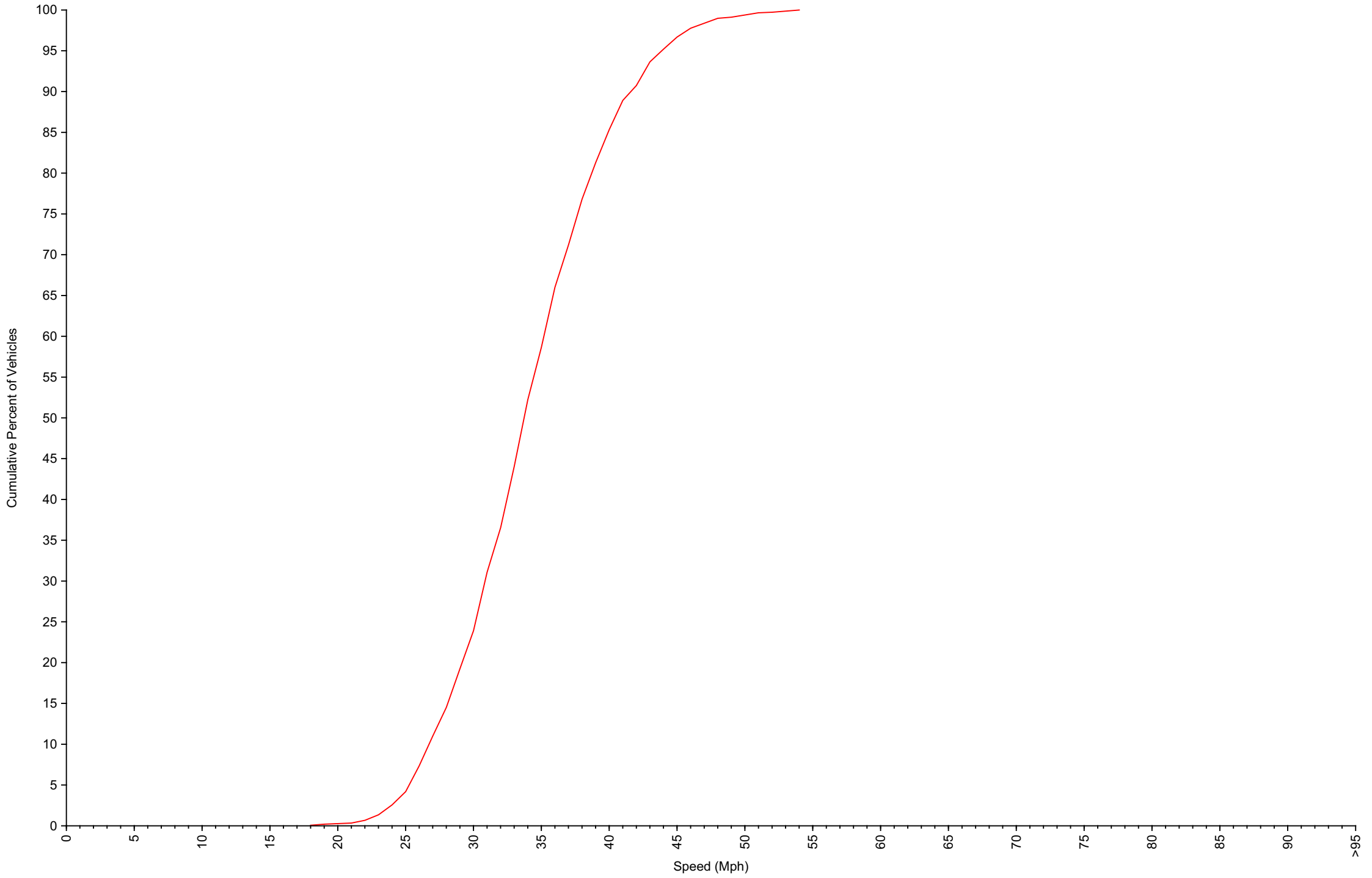
## Daily Overview for Sun Sep 10 2023

(60 Minute Resolution)



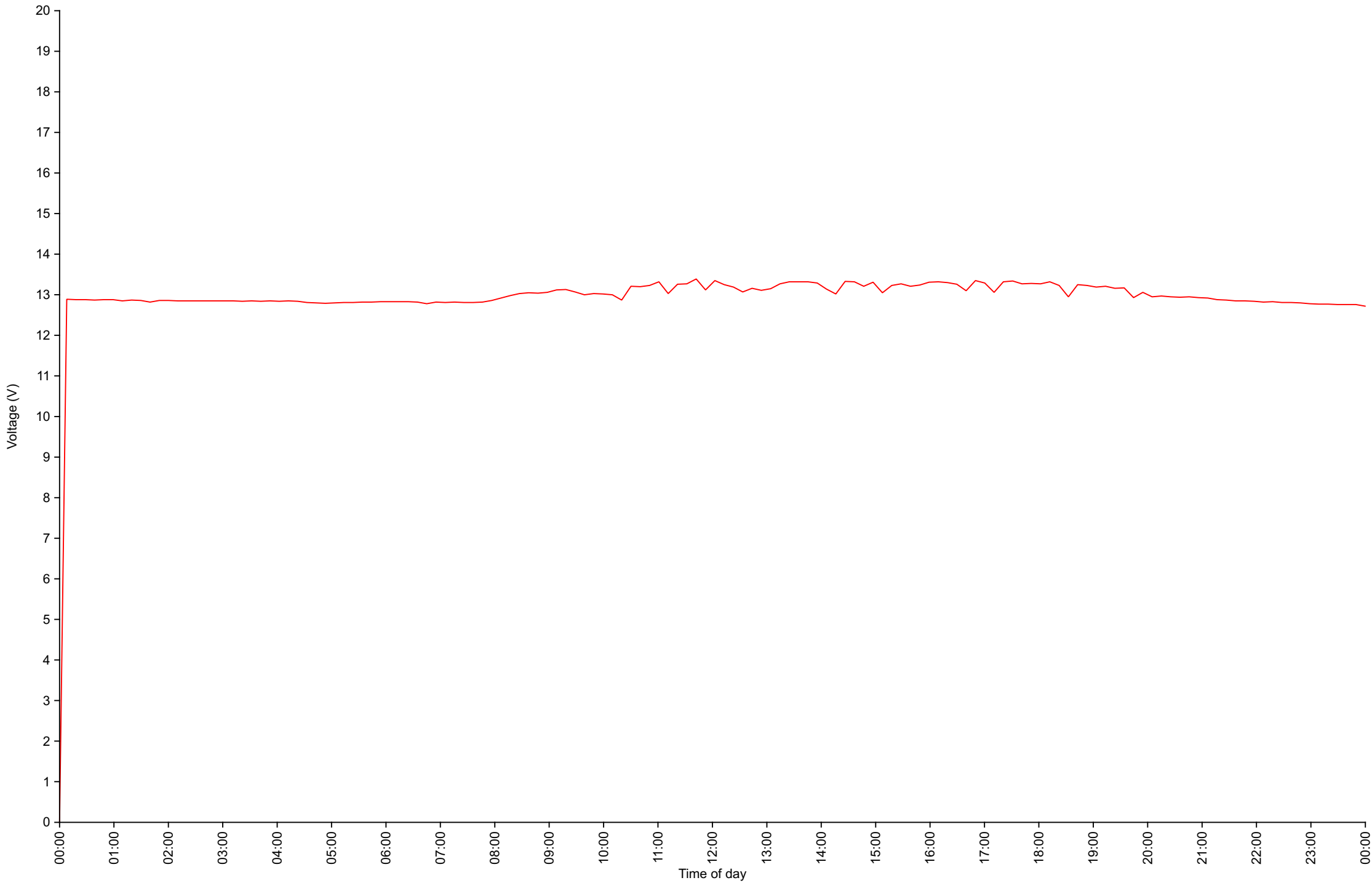
# Cumulative Speed Distribution Curve

## Daily Overview for Sun Sep 10 2023



# Voltage

## Daily Overview for Sun Sep 10 2023



# Traffic Report

Daily Overview for Mon Sep 11 2023

Vehicle Speed Classes (Mph)

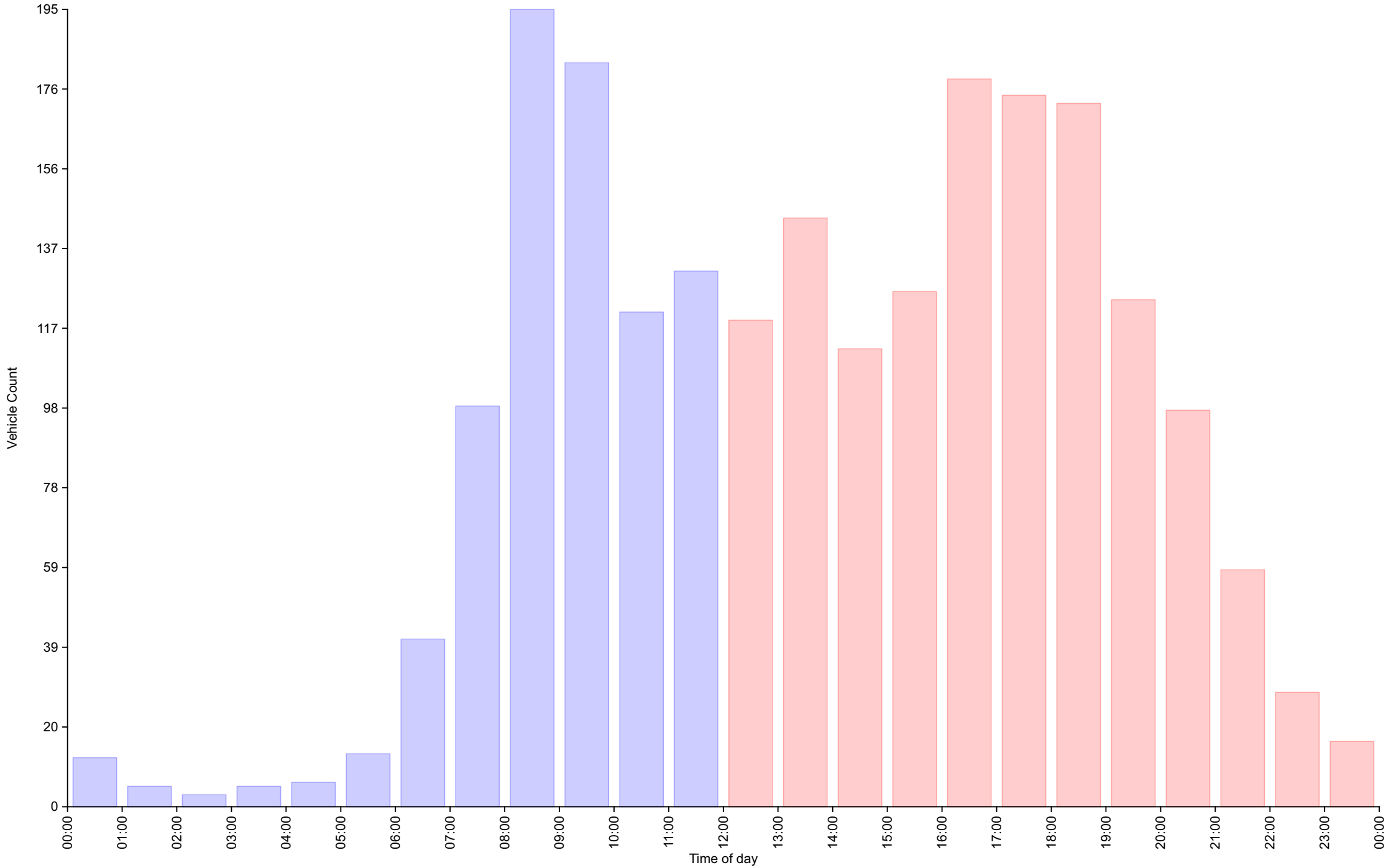
|          | <15      | 15<br>20 | 20<br>25 | 25<br>30  | 30<br>35   | 35<br>40      | 40<br>45  | 45<br>50  | 50<br>55 | 55<br>60 | 60<br>65 | 65<br>70 | >70   | Total      | 85th<br>Percentile |
|----------|----------|----------|----------|-----------|------------|---------------|-----------|-----------|----------|----------|----------|----------|-------|------------|--------------------|
| 00:00    | 0        | 0        | 0        | 3         | 1          | 5             | 0         | 2         | 1        | 0        | 0        | 0        | 0     | 12         | 45.2               |
| 01:00    | 0        | 0        | 0        | 0         | 1          | 3             | 0         | 0         | 0        | 0        | <b>1</b> | 0        | 0     | 5          | 44.5               |
| 02:00    | 0        | 0        | 0        | 1         | 0          | 2             | 0         | 0         | 0        | 0        | 0        | 0        | 0     | 3          | 35.2               |
| 03:00    | 0        | 0        | 0        | 0         | 0          | 0             | 5         | 0         | 0        | 0        | 0        | 0        | 0     | 5          | 42.5               |
| 04:00    | 0        | 0        | 0        | 1         | 1          | 1             | 2         | 1         | 0        | 0        | 0        | 0        | 0     | 6          | 44.1               |
| 05:00    | 0        | 0        | 0        | 0         | 2          | 4             | 4         | 2         | 0        | <b>1</b> | 0        | 0        | 0     | 13         | <b>45.1</b>        |
| 06:00    | 0        | 0        | 0        | 2         | 8          | 11            | 13        | 6         | 1        | 0        | 0        | 0        | 0     | 41         | 44.7               |
| 07:00    | 0        | 0        | 2        | 9         | 21         | 33            | 20        | <b>11</b> | <b>2</b> | 0        | 0        | 0        | 0     | 98         | 43.1               |
| 08:00    | 0        | 0        | 1        | <b>36</b> | <b>63</b>  | 57            | <b>30</b> | 7         | 1        | 0        | 0        | 0        | 0     | <b>195</b> | 40.2               |
| 09:00    | 0        | 0        | 5        | 25        | 59         | <b>61</b>     | 25        | 5         | 2        | 0        | 0        | 0        | 0     | 182        | 39.6               |
| 10:00    | 0        | 0        | 5        | 14        | 32         | 44            | 18        | 6         | 2        | 0        | 0        | 0        | 0     | 121        | 41.0               |
| 11:00    | <b>1</b> | <b>1</b> | <b>6</b> | 25        | 40         | 34            | 18        | 5         | 1        | 0        | 0        | 0        | 0     | 131        | 39.7               |
| 12:00    | 0        | <b>4</b> | 1        | 16        | 32         | 44            | 18        | 3         | 1        | 0        | 0        | 0        | 0     | 119        | 39.7               |
| 13:00    | 0        | 0        | 3        | 22        | 44         | 47            | 23        | 5         | 0        | 0        | 0        | 0        | 0     | 144        | 40.7               |
| 14:00    | 0        | 1        | 3        | 19        | 36         | 26            | 17        | 6         | <b>4</b> | 0        | 0        | 0        | 0     | 112        | 41.7               |
| 15:00    | 0        | 0        | 5        | 17        | 42         | 41            | 16        | 3         | 2        | 0        | 0        | 0        | 0     | 126        | 39.3               |
| 16:00    | 0        | 0        | 5        | <b>36</b> | <b>55</b>  | <b>59</b>     | 19        | 3         | 1        | 0        | 0        | 0        | 0     | <b>178</b> | 38.6               |
| 17:00    | 0        | 0        | 4        | 33        | 51         | 49            | 27        | <b>10</b> | 0        | 0        | 0        | 0        | 0     | 174        | 40.6               |
| 18:00    | 0        | 0        | <b>6</b> | 28        | 45         | 57            | <b>31</b> | 5         | 0        | 0        | 0        | 0        | 0     | 172        | 40.4               |
| 19:00    | 0        | 0        | 2        | 22        | 39         | 37            | 17        | 6         | 1        | 0        | 0        | 0        | 0     | 124        | 39.9               |
| 20:00    | 0        | 0        | 2        | 16        | 36         | 32            | 8         | 3         | 0        | 0        | 0        | 0        | 0     | 97         | 38.4               |
| 21:00    | 0        | 0        | 1        | 10        | 15         | 11            | 11        | 6         | 4        | 0        | 0        | 0        | 0     | 58         | <b>45.3</b>        |
| 22:00    | 0        | 0        | 0        | 6         | 9          | 6             | 5         | 1         | 1        | 0        | 0        | 0        | 0     | 28         | 41.4               |
| 23:00    | 0        | 0        | 0        | 3         | 8          | 1             | 3         | 1         | 0        | 0        | 0        | 0        | 0     | 16         | 40.9               |
| AM Total | 1        | 1        | 19       | 116       | 228        | <b>255</b>    | 135       | 45        | 10       | 1        | 1        | 0        | 0     |            |                    |
| PM Total | 0        | 5        | 32       | 228       | <b>412</b> | 410           | 195       | 52        | 14       | 0        | 0        | 0        | 0     |            |                    |
| Total    | 1        | 6        | 51       | 344       | 640        | <b>665</b>    | 330       | 97        | 24       | 1        | 1        | 0        | 0     |            |                    |
| Percent  | 0.05%    | 0.28%    | 2.36%    | 15.93%    | 29.63%     | <b>30.79%</b> | 15.28%    | 4.49%     | 1.11%    | 0.05%    | 0.05%    | 0.00%    | 0.00% |            |                    |

Total Vehicles : 2160  
 30th Percentile : 31.1 MPH  
 50th Percentile : 34.3 MPH  
 85th Percentile : 40.5 MPH  
 95th Percentile : 44.4 MPH  
 Average Speed : 35.0 MPH  
 Highest Speed : 61.3 MPH



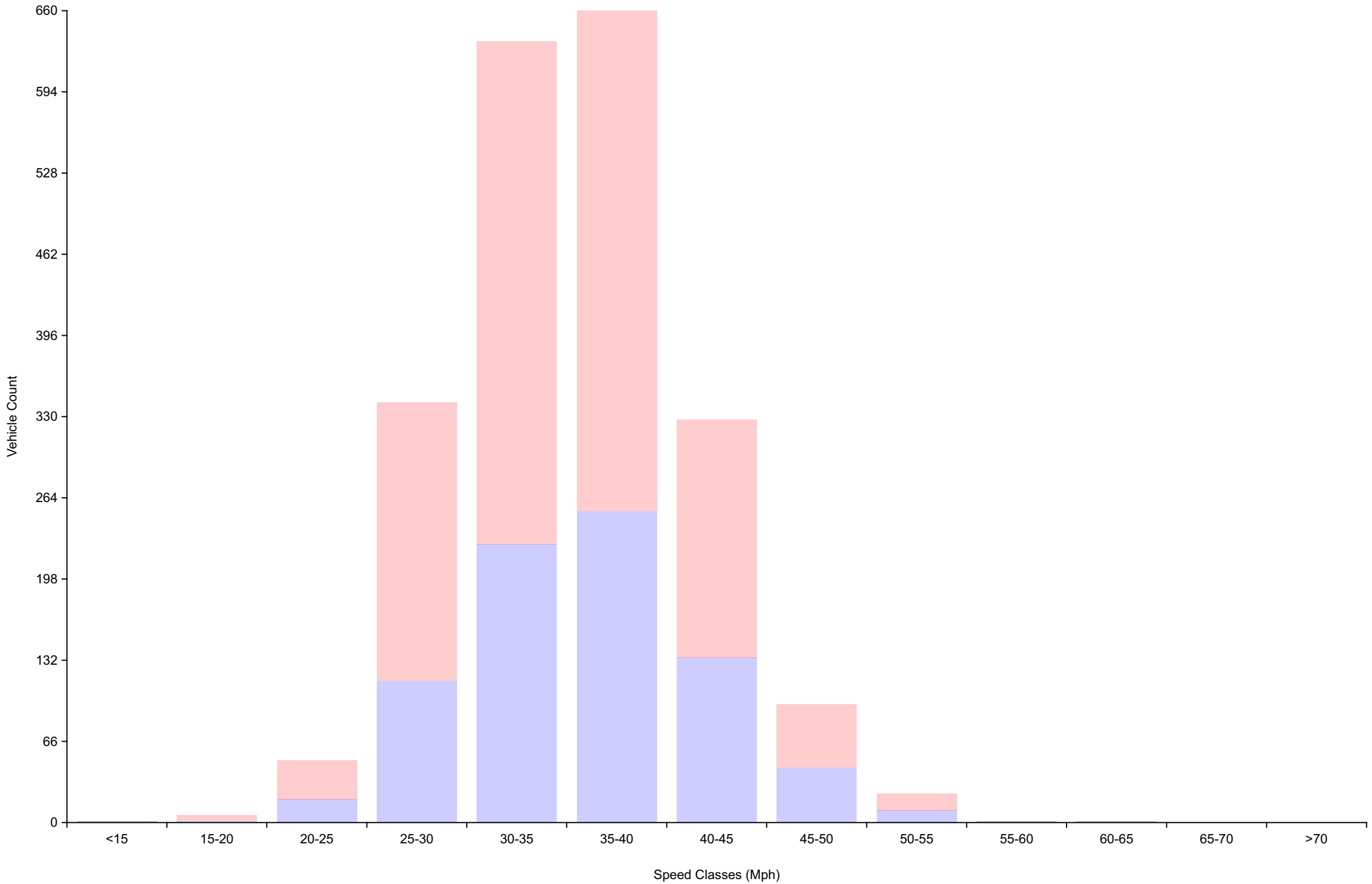
# Vehicle Counts By Hour

Daily Overview for Mon Sep 11 2023  
(60 Minute Resolution)

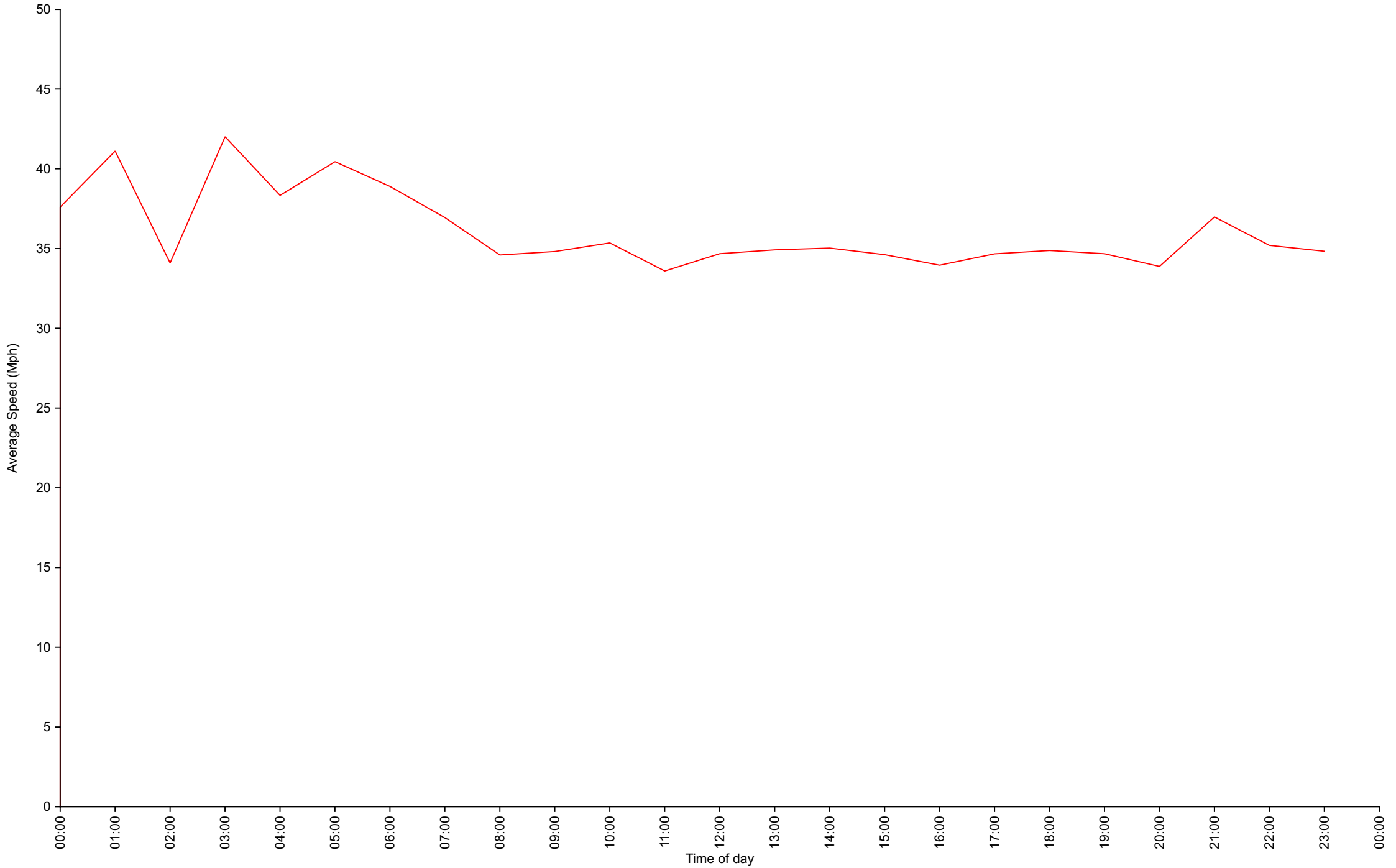


# Vehicle Counts By Speed Class

## Daily Overview for Mon Sep 11 2023

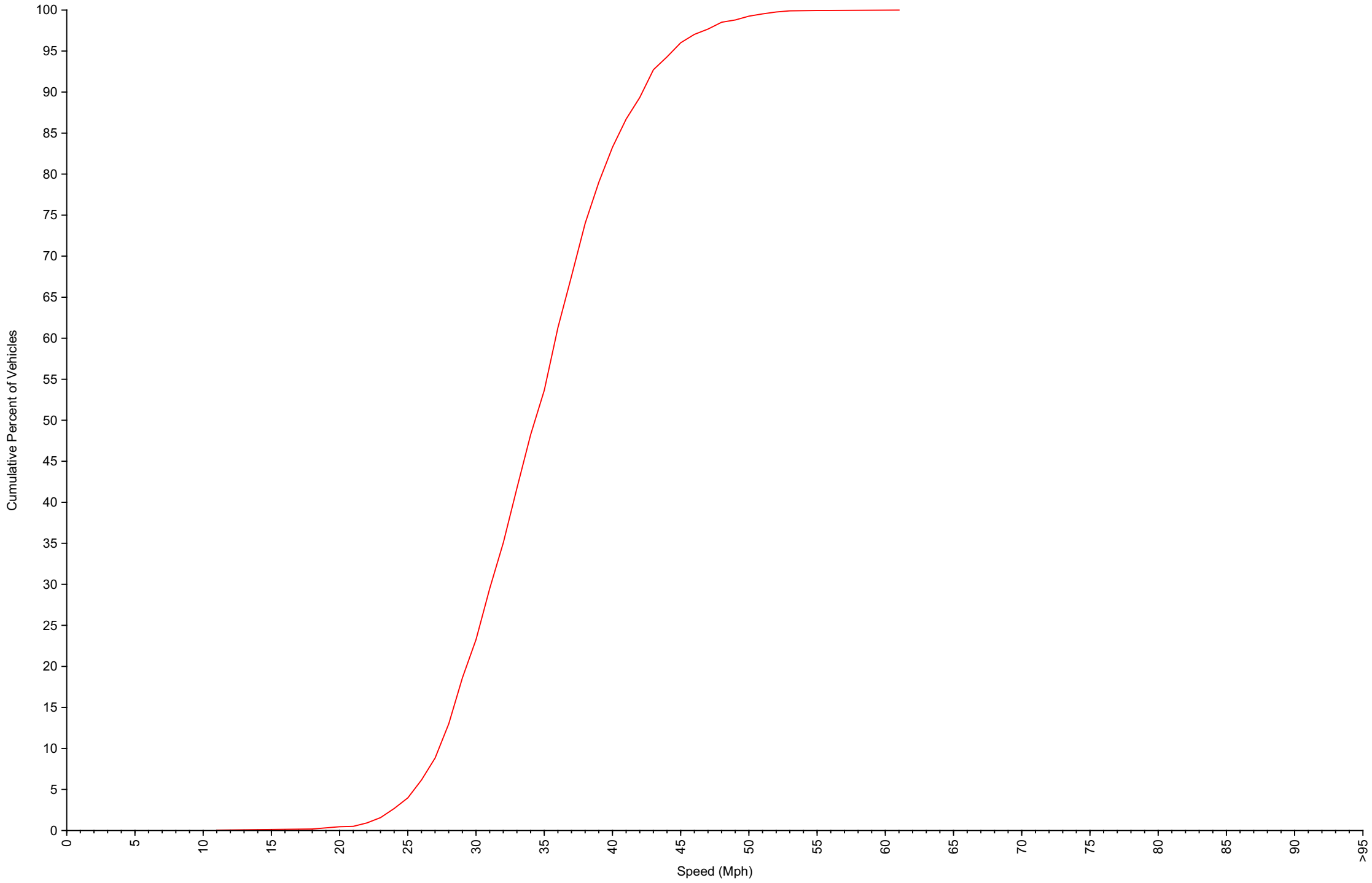


Average Speed By Hour  
Daily Overview for Mon Sep 11 2023  
(60 Minute Resolution)



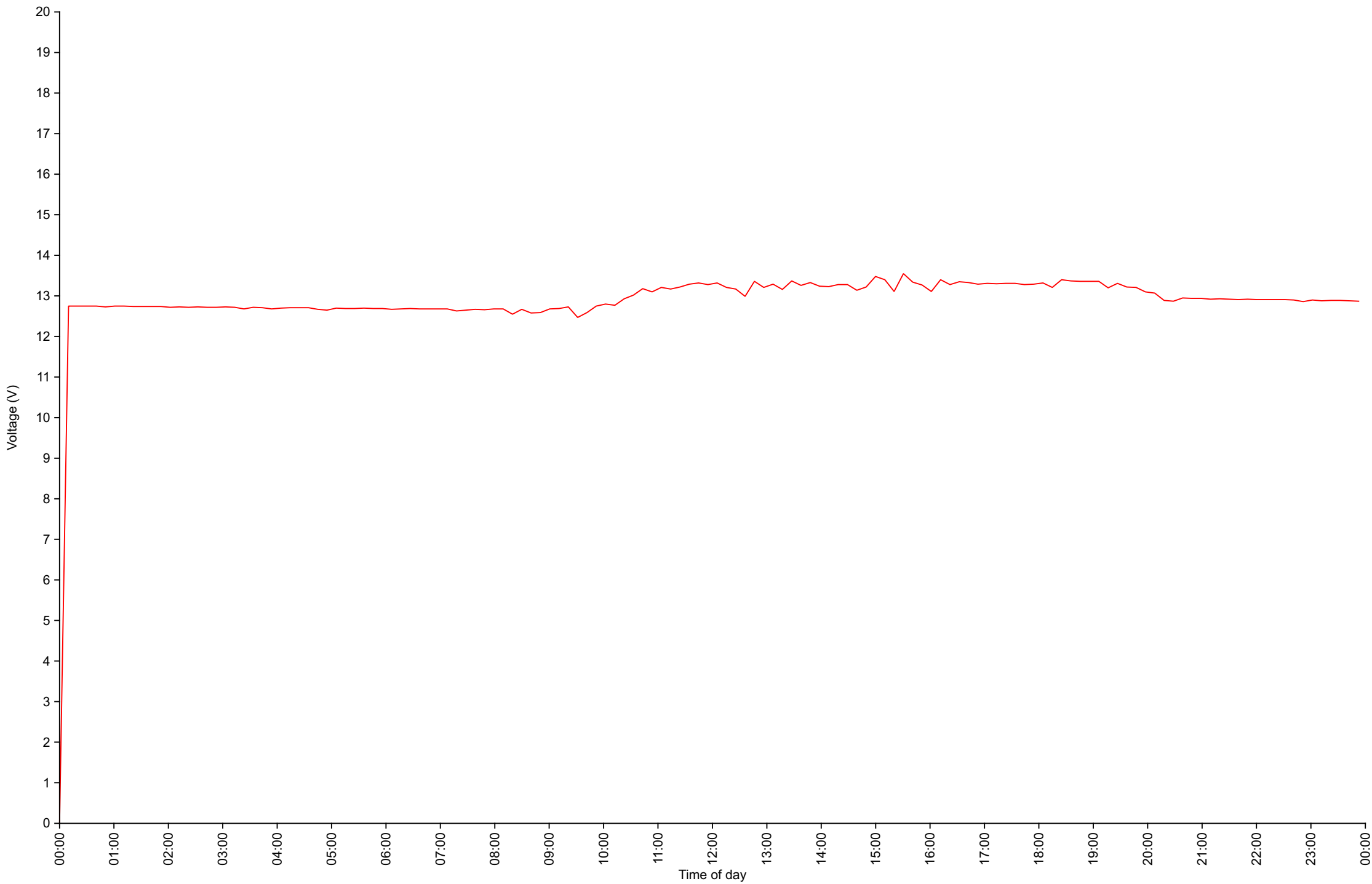
# Cumulative Speed Distribution Curve

## Daily Overview for Mon Sep 11 2023



# Voltage

## Daily Overview for Mon Sep 11 2023



# Traffic Report

Daily Overview for Tue Sep 12 2023

*Vehicle Speed Classes (Mph)*

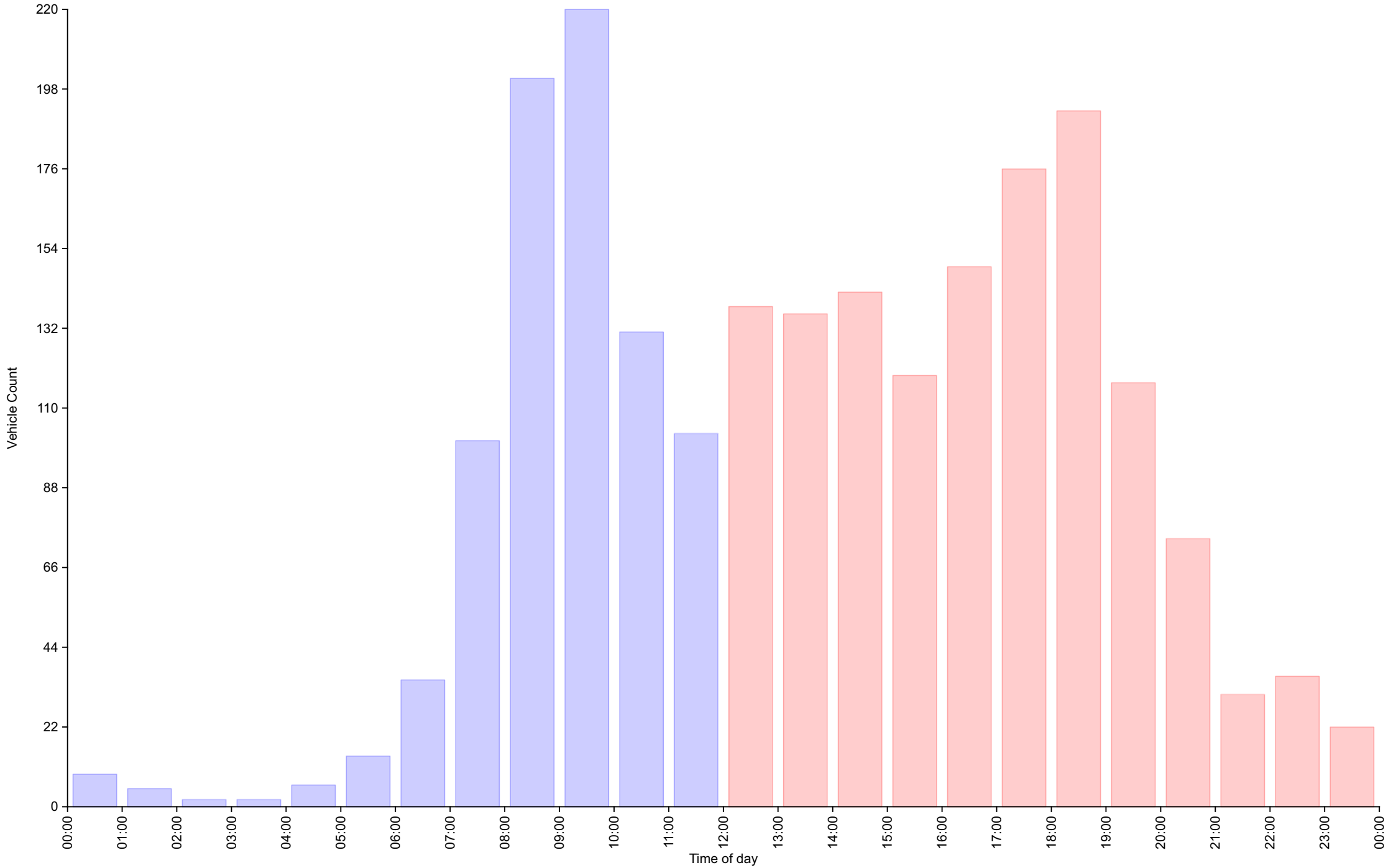
|          | <15   | 15<br>20 | 20<br>25  | 25<br>30  | 30<br>35      | 35<br>40   | 40<br>45  | 45<br>50  | 50<br>55 | 55<br>60 | 60<br>65 | 65<br>70 | >70   | Total      | 85th<br>Percentile |
|----------|-------|----------|-----------|-----------|---------------|------------|-----------|-----------|----------|----------|----------|----------|-------|------------|--------------------|
| 00:00    | 0     | 0        | 0         | 0         | 2             | 3          | 3         | 1         | 0        | 0        | 0        | 0        | 0     | 9          | 42.6               |
| 01:00    | 0     | 0        | 0         | 0         | 1             | 2          | 1         | 1         | 0        | 0        | 0        | 0        | 0     | 5          | 41.3               |
| 02:00    | 0     | 0        | 1         | 0         | 0             | 1          | 0         | 0         | 0        | 0        | 0        | 0        | 0     | 2          | 31.7               |
| 03:00    | 0     | 0        | 0         | 0         | 1             | 1          | 0         | 0         | 0        | 0        | 0        | 0        | 0     | 2          | 34.1               |
| 04:00    | 0     | 0        | 0         | 0         | 3             | 1          | 2         | 0         | 0        | 0        | 0        | 0        | 0     | 6          | 40.1               |
| 05:00    | 0     | 0        | 0         | 0         | 2             | 8          | 3         | 0         | 1        | 0        | 0        | 0        | 0     | 14         | 40.0               |
| 06:00    | 0     | 0        | 3         | 4         | 5             | 8          | 8         | 4         | 1        | <b>2</b> | 0        | 0        | 0     | 35         | <b>45.4</b>        |
| 07:00    | 0     | 1        | 1         | 19        | 20            | 26         | 23        | <b>11</b> | 0        | 0        | 0        | 0        | 0     | 101        | 42.9               |
| 08:00    | 0     | 0        | 4         | <b>43</b> | <b>59</b>     | 58         | 31        | 4         | <b>2</b> | 0        | 0        | 0        | 0     | 201        | 39.8               |
| 09:00    | 0     | <b>3</b> | <b>15</b> | 35        | 56            | <b>63</b>  | <b>39</b> | 9         | 0        | 0        | 0        | 0        | 0     | <b>220</b> | 40.3               |
| 10:00    | 0     | 1        | 6         | 35        | 44            | 24         | 15        | 5         | 1        | 0        | 0        | 0        | 0     | 131        | 39.5               |
| 11:00    | 0     | 0        | 8         | 22        | 27            | 29         | 14        | 3         | 0        | 0        | 0        | 0        | 0     | 103        | 39.2               |
| 12:00    | 0     | <b>1</b> | 5         | 33        | 38            | 42         | 14        | 4         | 1        | 0        | 0        | 0        | 0     | 138        | 38.8               |
| 13:00    | 0     | 0        | <b>10</b> | 41        | 40            | 29         | 11        | 5         | 0        | 0        | 0        | 0        | 0     | 136        | 37.6               |
| 14:00    | 0     | 0        | 8         | 23        | 46            | 46         | 15        | 4         | 0        | 0        | 0        | 0        | 0     | 142        | 38.7               |
| 15:00    | 0     | 0        | 6         | 19        | 38            | 28         | 19        | <b>8</b>  | 1        | 0        | 0        | 0        | 0     | 119        | 40.8               |
| 16:00    | 0     | 0        | 7         | 29        | 42            | 52         | 12        | 6         | 1        | 0        | 0        | 0        | 0     | 149        | 38.4               |
| 17:00    | 0     | 0        | 1         | <b>55</b> | 52            | 41         | 22        | 5         | 0        | 0        | 0        | 0        | 0     | 176        | 39.1               |
| 18:00    | 0     | 0        | 2         | 40        | <b>59</b>     | <b>63</b>  | <b>23</b> | 3         | 2        | 0        | 0        | 0        | 0     | <b>192</b> | 38.9               |
| 19:00    | 0     | 0        | 2         | 21        | 34            | 37         | 13        | 7         | <b>3</b> | 0        | 0        | 0        | 0     | 117        | 40.5               |
| 20:00    | 0     | 0        | 7         | 25        | 19            | 16         | 5         | 2         | 0        | 0        | 0        | 0        | 0     | 74         | 37.4               |
| 21:00    | 0     | 0        | 0         | 7         | 8             | 11         | 4         | 1         | 0        | 0        | 0        | 0        | 0     | 31         | 39.2               |
| 22:00    | 0     | 0        | 1         | 13        | 7             | 8          | 5         | 2         | 0        | 0        | 0        | 0        | 0     | 36         | <b>40.3</b>        |
| 23:00    | 0     | 0        | 0         | 7         | 5             | 6          | 3         | 1         | 0        | 0        | 0        | 0        | 0     | 22         | 39.4               |
| AM Total | 0     | 5        | 38        | 158       | 220           | <b>224</b> | 139       | 38        | 5        | 2        | 0        | 0        | 0     |            |                    |
| PM Total | 0     | 1        | 49        | 313       | <b>388</b>    | 379        | 146       | 48        | 8        | 0        | 0        | 0        | 0     |            |                    |
| Total    | 0     | 6        | 87        | 471       | <b>608</b>    | 603        | 285       | 86        | 13       | 2        | 0        | 0        | 0     |            |                    |
| Percent  | 0.00% | 0.28%    | 4.03%     | 21.80%    | <b>28.14%</b> | 27.90%     | 13.19%    | 3.98%     | 0.60%    | 0.09%    | 0.00%    | 0.00%    | 0.00% |            |                    |

Total Vehicles : 2161  
 30th Percentile : 29.8 MPH  
 50th Percentile : 33.4 MPH  
 85th Percentile : 39.7 MPH  
 95th Percentile : 43.8 MPH  
 Average Speed : 34.0 MPH  
 Highest Speed : 57.4 MPH

# Vehicle Counts By Hour

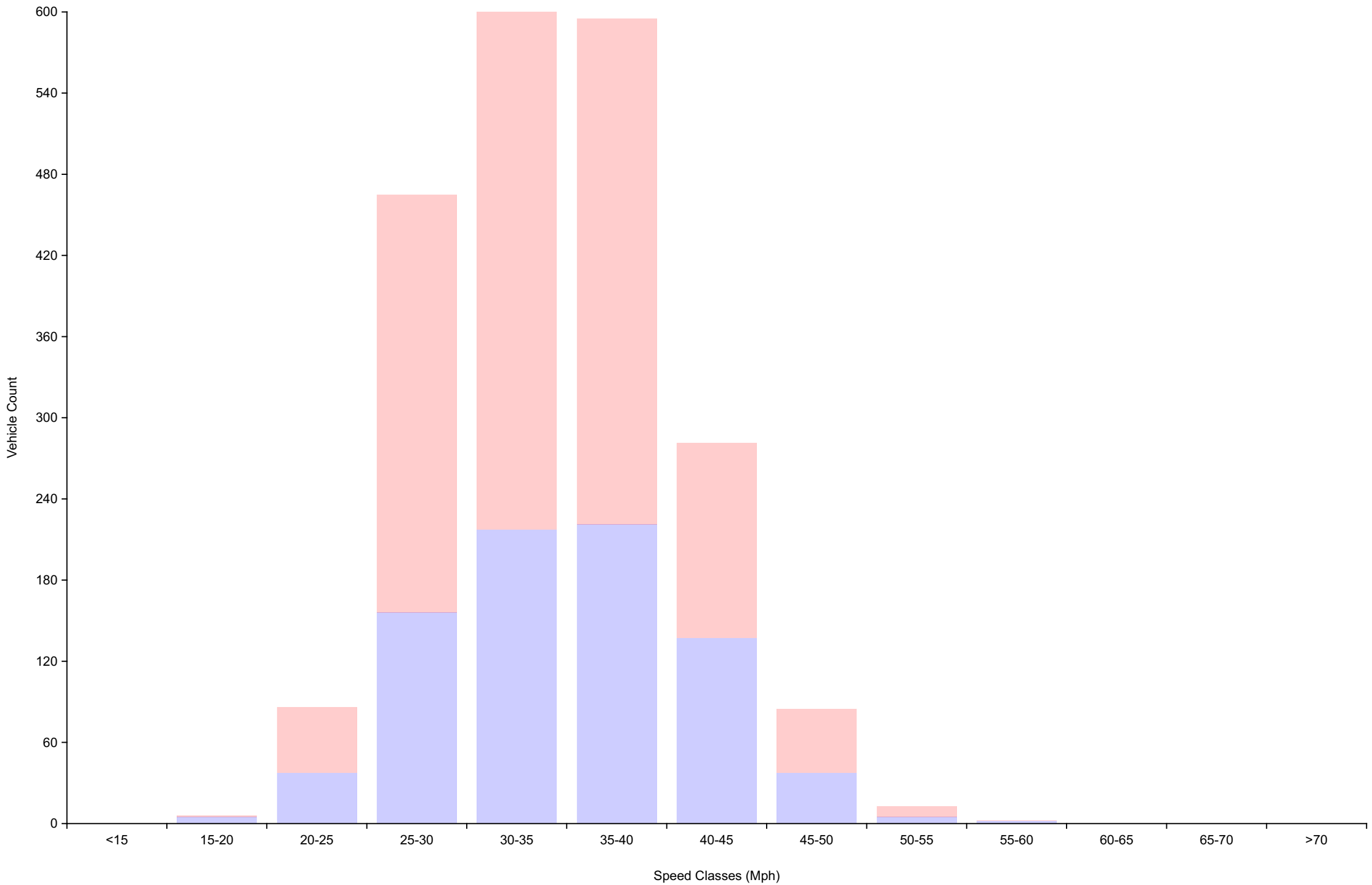
## Daily Overview for Tue Sep 12 2023

(60 Minute Resolution)



# Vehicle Counts By Speed Class

## Daily Overview for Tue Sep 12 2023

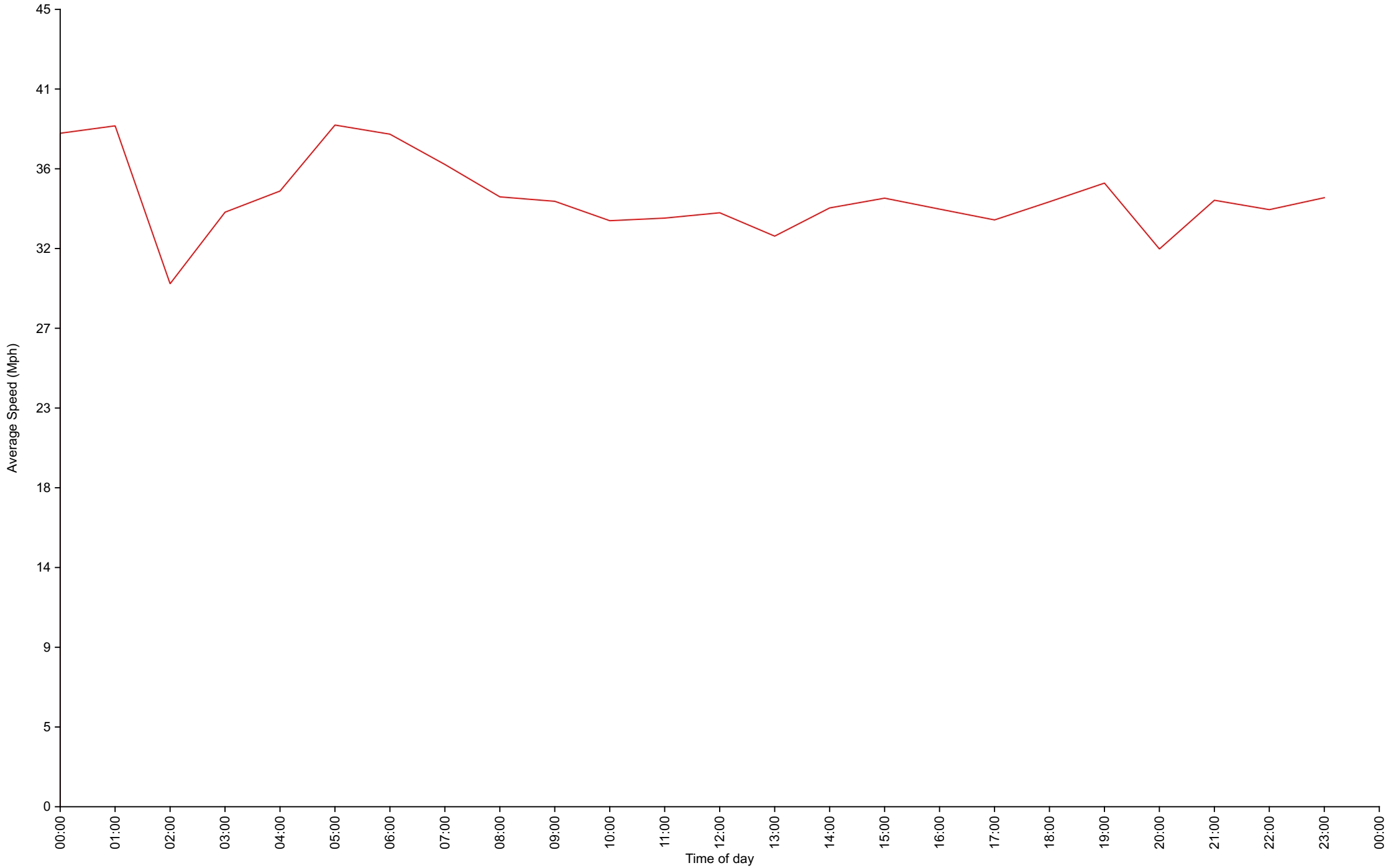




# Average Speed By Hour

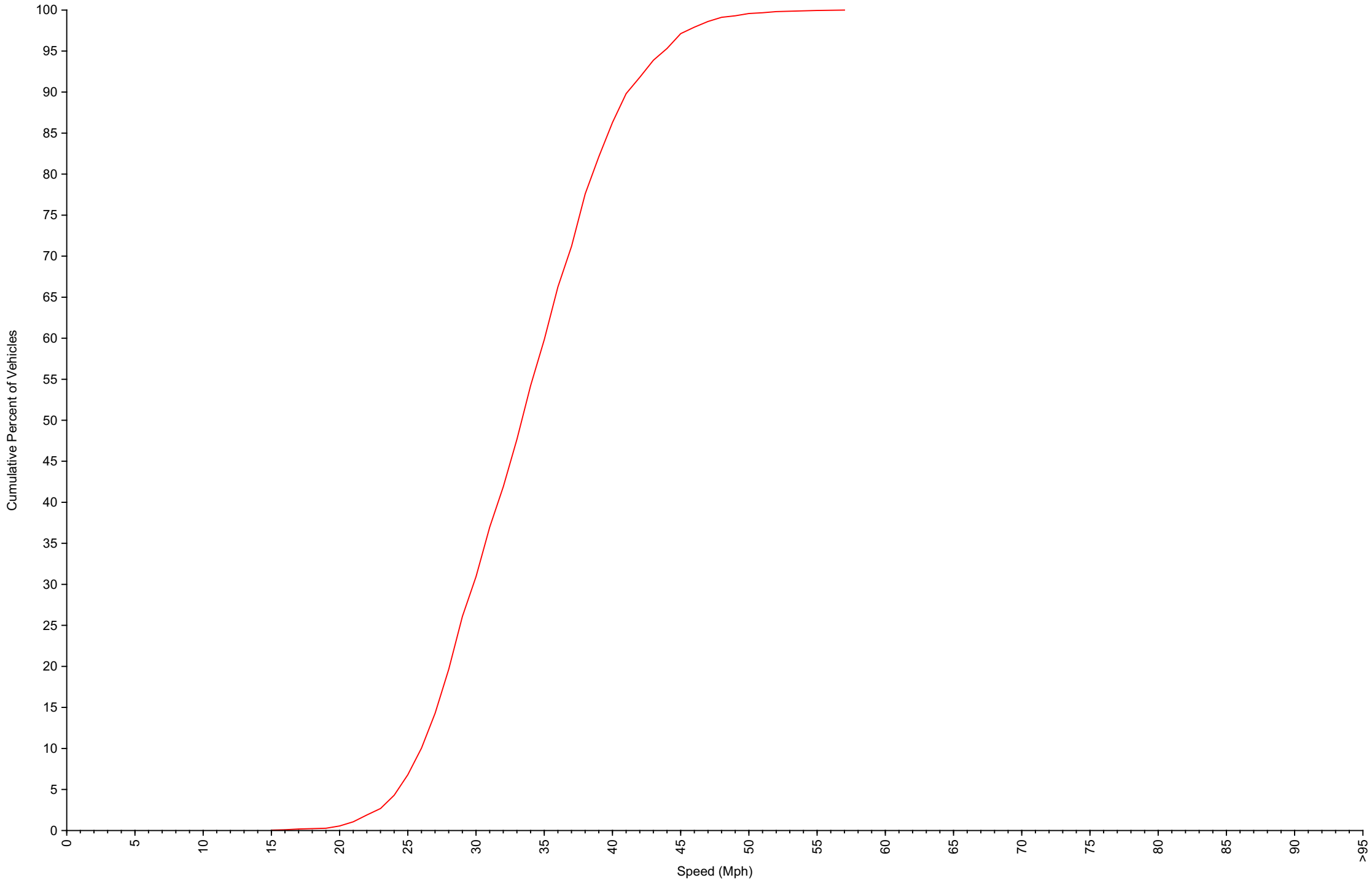
## Daily Overview for Tue Sep 12 2023

(60 Minute Resolution)



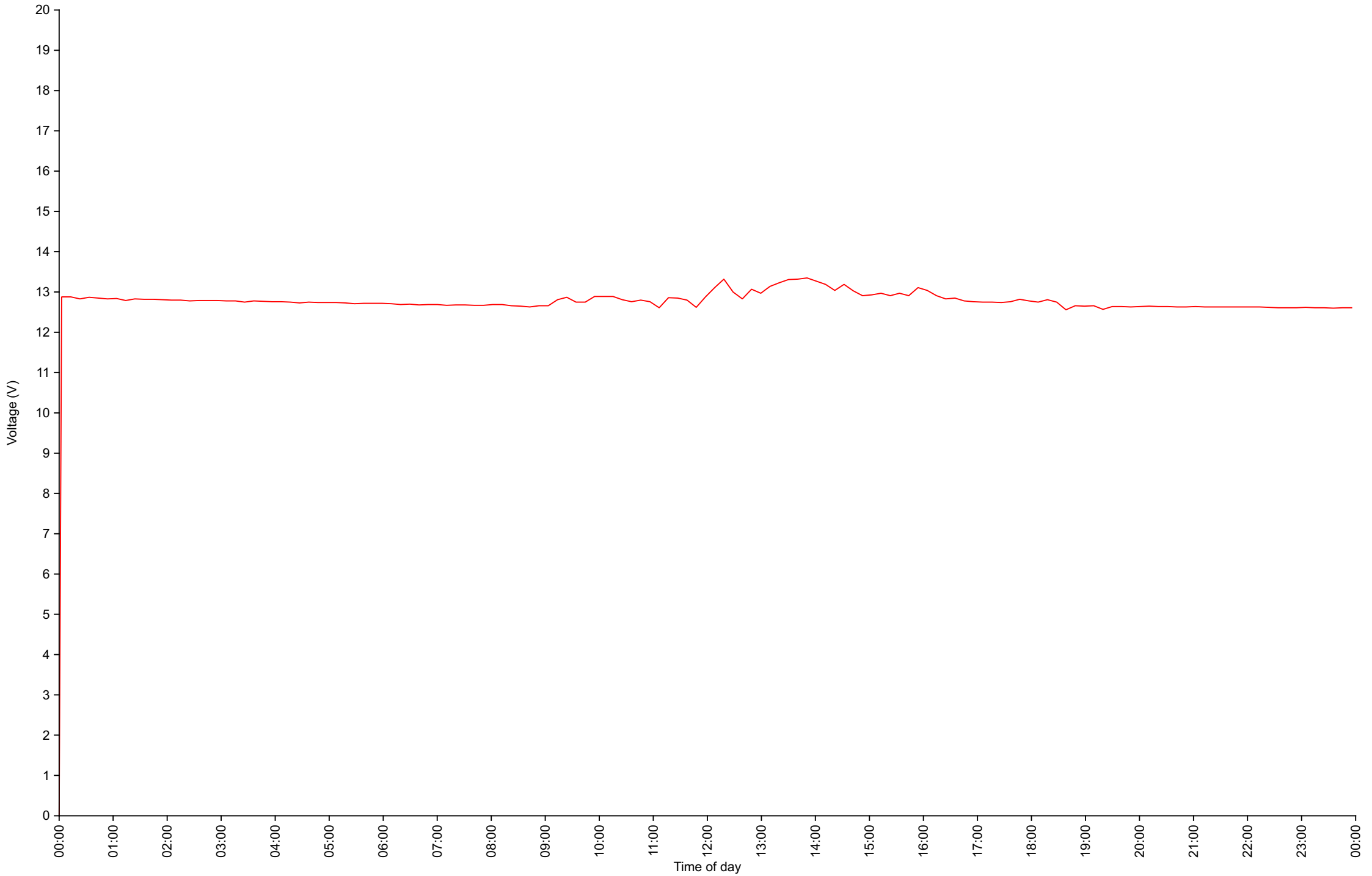
# Cumulative Speed Distribution Curve

## Daily Overview for Tue Sep 12 2023



# Voltage

## Daily Overview for Tue Sep 12 2023



# Traffic Report

Daily Overview for Wed Sep 13 2023

Vehicle Speed Classes (Mph)

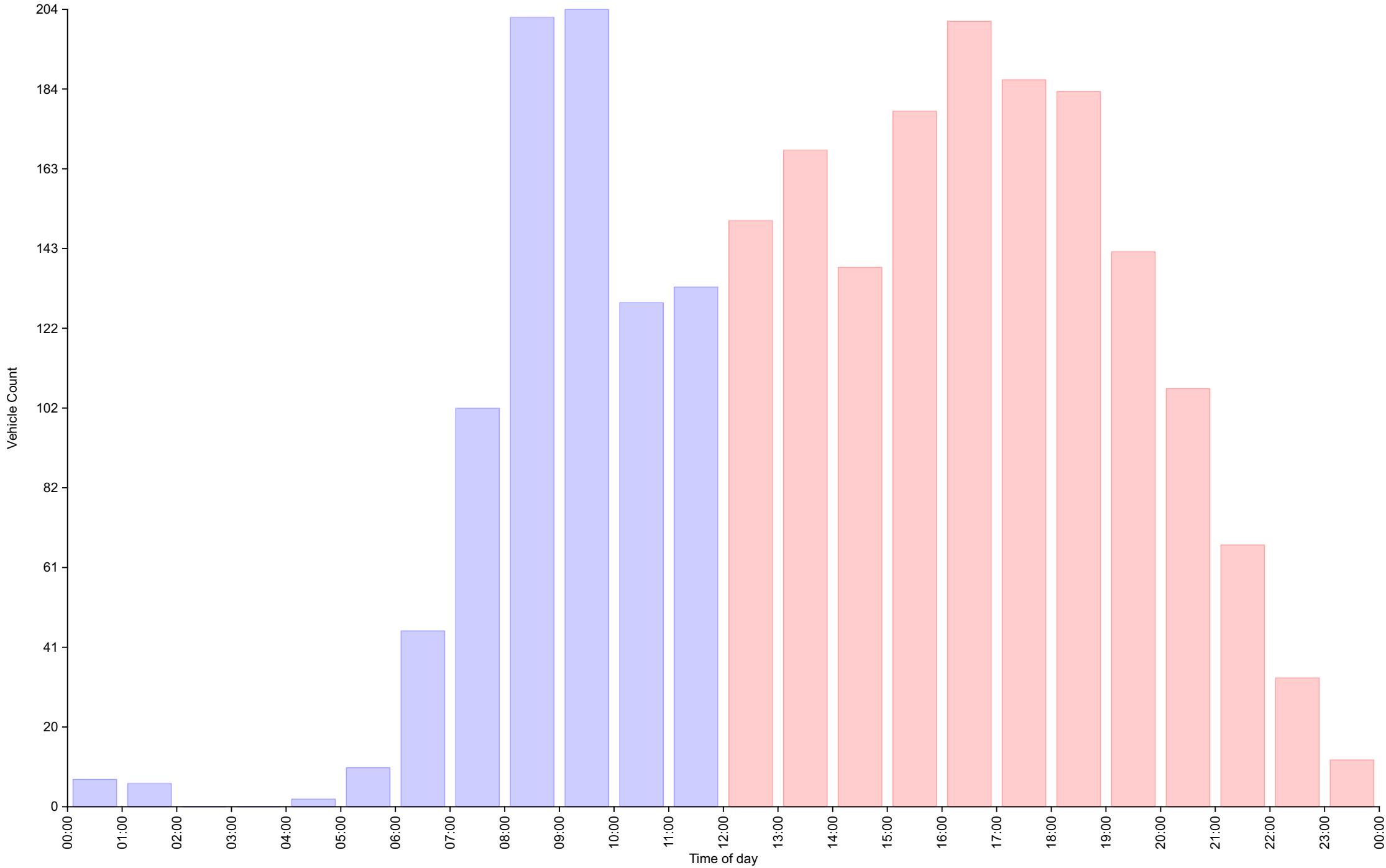
|          | <15      | 15<br>20 | 20<br>25 | 25<br>30  | 30<br>35  | 35<br>40      | 40<br>45  | 45<br>50  | 50<br>55 | 55<br>60 | 60<br>65 | 65<br>70 | >70   | Total      | 85th<br>Percentile |
|----------|----------|----------|----------|-----------|-----------|---------------|-----------|-----------|----------|----------|----------|----------|-------|------------|--------------------|
| 00:00    | 0        | 0        | 0        | 2         | 1         | 2             | 2         | 0         | 0        | 0        | 0        | 0        | 0     | 7          | 39.9               |
| 01:00    | 0        | 0        | 0        | 0         | 3         | 2             | 0         | 1         | 0        | 0        | 0        | 0        | 0     | 6          | 39.7               |
| 02:00    | 0        | 0        | 0        | 0         | 0         | 0             | 0         | 0         | 0        | 0        | 0        | 0        | 0     | 0          | 0.0                |
| 03:00    | 0        | 0        | 0        | 0         | 0         | 0             | 0         | 0         | 0        | 0        | 0        | 0        | 0     | 0          | 0.0                |
| 04:00    | 0        | 0        | 0        | 0         | 0         | 1             | 1         | 0         | 0        | 0        | 0        | 0        | 0     | 2          | 41.5               |
| 05:00    | 0        | 0        | 0        | 2         | 1         | 3             | 4         | 0         | 0        | 0        | 0        | 0        | 0     | 10         | 42.5               |
| 06:00    | 0        | 0        | 0        | 5         | 8         | 12            | 15        | 4         | 1        | 0        | 0        | 0        | 0     | 45         | <b>43.6</b>        |
| 07:00    | 0        | 0        | 2        | 10        | 25        | 32            | 22        | 8         | 2        | <b>1</b> | 0        | 0        | 0     | 102        | 42.4               |
| 08:00    | 0        | 0        | 3        | 25        | <b>57</b> | 71            | <b>32</b> | <b>14</b> | 0        | 0        | 0        | 0        | 0     | 202        | 40.8               |
| 09:00    | 0        | 0        | 4        | <b>34</b> | 52        | <b>78</b>     | 29        | 5         | 2        | 0        | 0        | 0        | 0     | <b>204</b> | 39.8               |
| 10:00    | 0        | 0        | <b>9</b> | 23        | 24        | 38            | 22        | 10        | <b>3</b> | 0        | 0        | 0        | 0     | 129        | 41.4               |
| 11:00    | 0        | 0        | 6        | 25        | 48        | 28            | 22        | 4         | 0        | 0        | 0        | 0        | 0     | 133        | 39.9               |
| 12:00    | 0        | 0        | 4        | 19        | 42        | 45            | <b>34</b> | 5         | 1        | 0        | 0        | 0        | 0     | 150        | 40.5               |
| 13:00    | <b>2</b> | 1        | <b>8</b> | <b>42</b> | 50        | 40            | 19        | 6         | 0        | 0        | 0        | 0        | 0     | 168        | 38.9               |
| 14:00    | 0        | 0        | 5        | 20        | 37        | 41            | 29        | 5         | 1        | 0        | 0        | 0        | 0     | 138        | 40.4               |
| 15:00    | 0        | 0        | 7        | 31        | 53        | 56            | 27        | 2         | 2        | 0        | 0        | 0        | 0     | 178        | 39.5               |
| 16:00    | 0        | 1        | 0        | 34        | <b>65</b> | <b>67</b>     | 28        | 5         | 1        | 0        | 0        | 0        | 0     | <b>201</b> | 39.4               |
| 17:00    | 0        | 0        | 1        | 37        | 57        | 65            | 17        | <b>8</b>  | 1        | 0        | 0        | 0        | 0     | 186        | 38.7               |
| 18:00    | 0        | 0        | 7        | 35        | 43        | 62            | 26        | 7         | <b>3</b> | 0        | 0        | 0        | 0     | 183        | 40.2               |
| 19:00    | 0        | <b>2</b> | 1        | 19        | 45        | 36            | 30        | 6         | 3        | 0        | 0        | 0        | 0     | 142        | 41.3               |
| 20:00    | 0        | 0        | 1        | 22        | 34        | 35            | 13        | 1         | 1        | 0        | 0        | 0        | 0     | 107        | 38.9               |
| 21:00    | 0        | 0        | 8        | 16        | 24        | 13            | 3         | 1         | 2        | 0        | 0        | 0        | 0     | 67         | 37.0               |
| 22:00    | 0        | 0        | 2        | 4         | 12        | 6             | 8         | 1         | 0        | 0        | 0        | 0        | 0     | 33         | <b>41.7</b>        |
| 23:00    | 0        | 0        | 1        | 1         | 5         | 3             | 1         | 1         | 0        | 0        | 0        | 0        | 0     | 12         | 38.6               |
| AM Total | 0        | 0        | 24       | 126       | 219       | <b>267</b>    | 149       | 46        | 8        | 1        | 0        | 0        | 0     |            |                    |
| PM Total | 2        | 4        | 45       | 280       | 467       | <b>469</b>    | 235       | 48        | 15       | 0        | 0        | 0        | 0     |            |                    |
| Total    | 2        | 4        | 69       | 406       | 686       | <b>736</b>    | 384       | 94        | 23       | 1        | 0        | 0        | 0     |            |                    |
| Percent  | 0.08%    | 0.17%    | 2.87%    | 16.88%    | 28.52%    | <b>30.60%</b> | 15.97%    | 3.91%     | 0.96%    | 0.04%    | 0.00%    | 0.00%    | 0.00% |            |                    |

Total Vehicles : 2405  
 30th Percentile : 30.8 MPH  
 50th Percentile : 34.2 MPH  
 85th Percentile : 40.3 MPH  
 95th Percentile : 43.9 MPH  
 Average Speed : 34.7 MPH  
 Highest Speed : 54.8 MPH

# Vehicle Counts By Hour

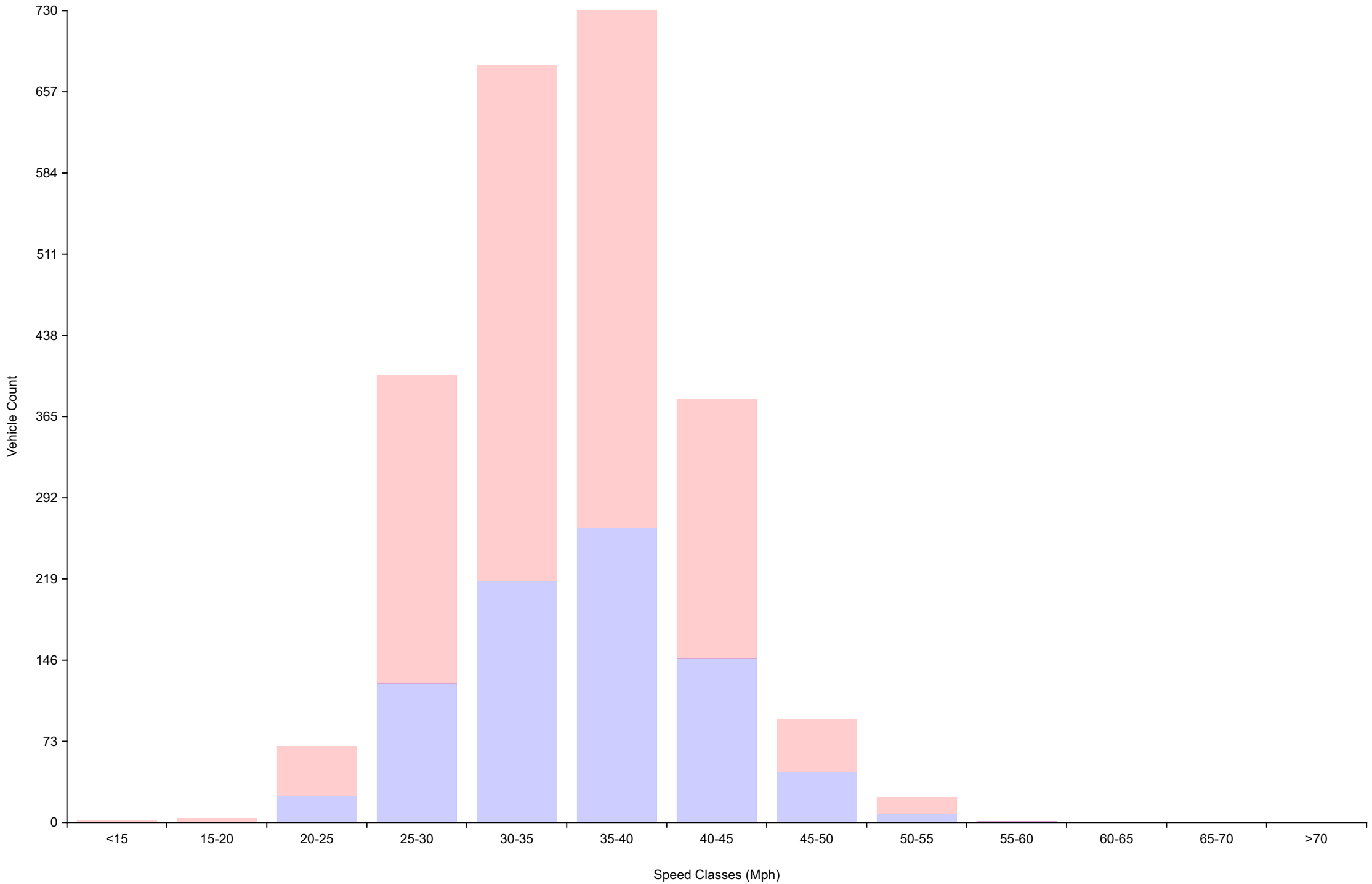
## Daily Overview for Wed Sep 13 2023

(60 Minute Resolution)



# Vehicle Counts By Speed Class

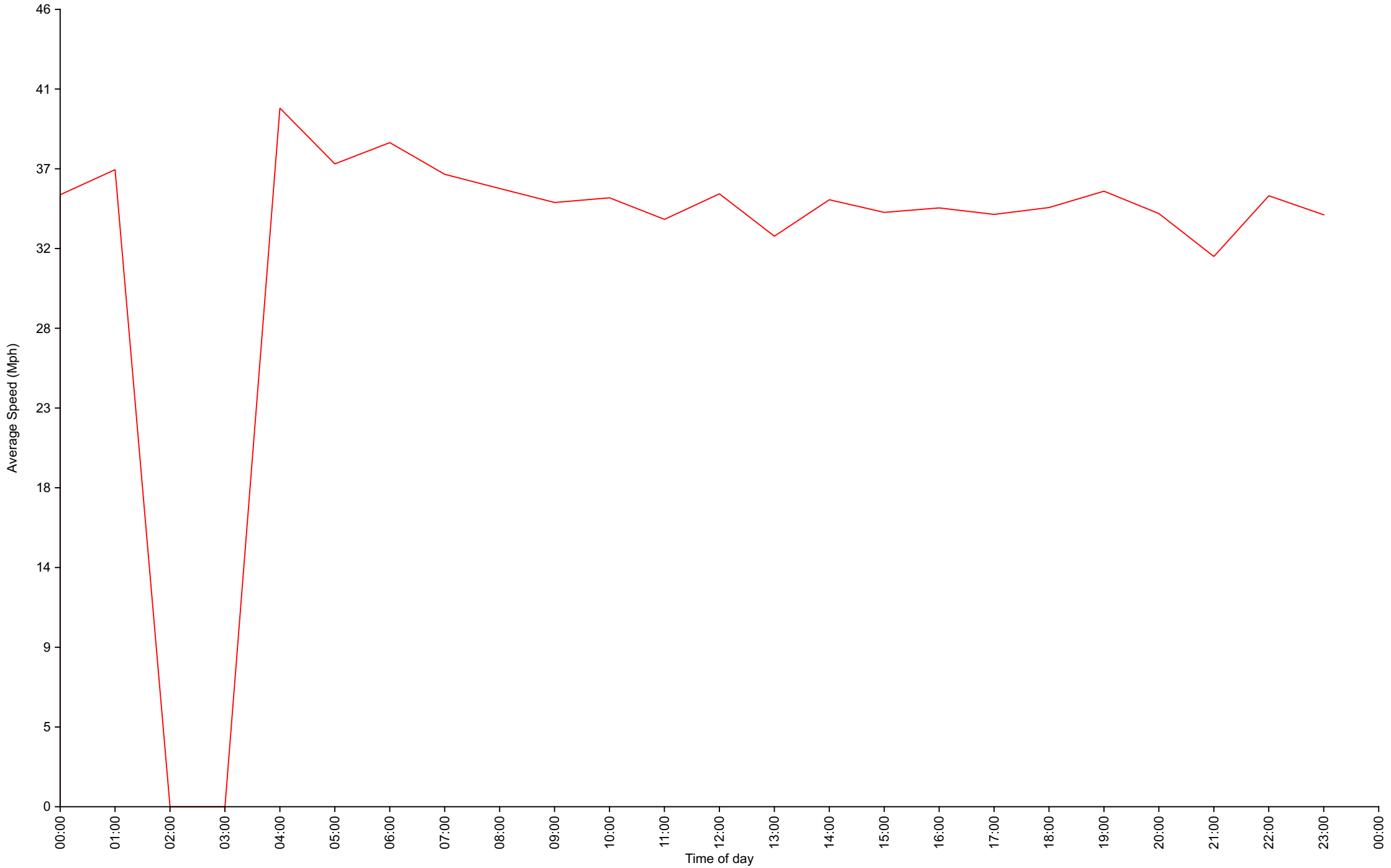
## Daily Overview for Wed Sep 13 2023



# Average Speed By Hour

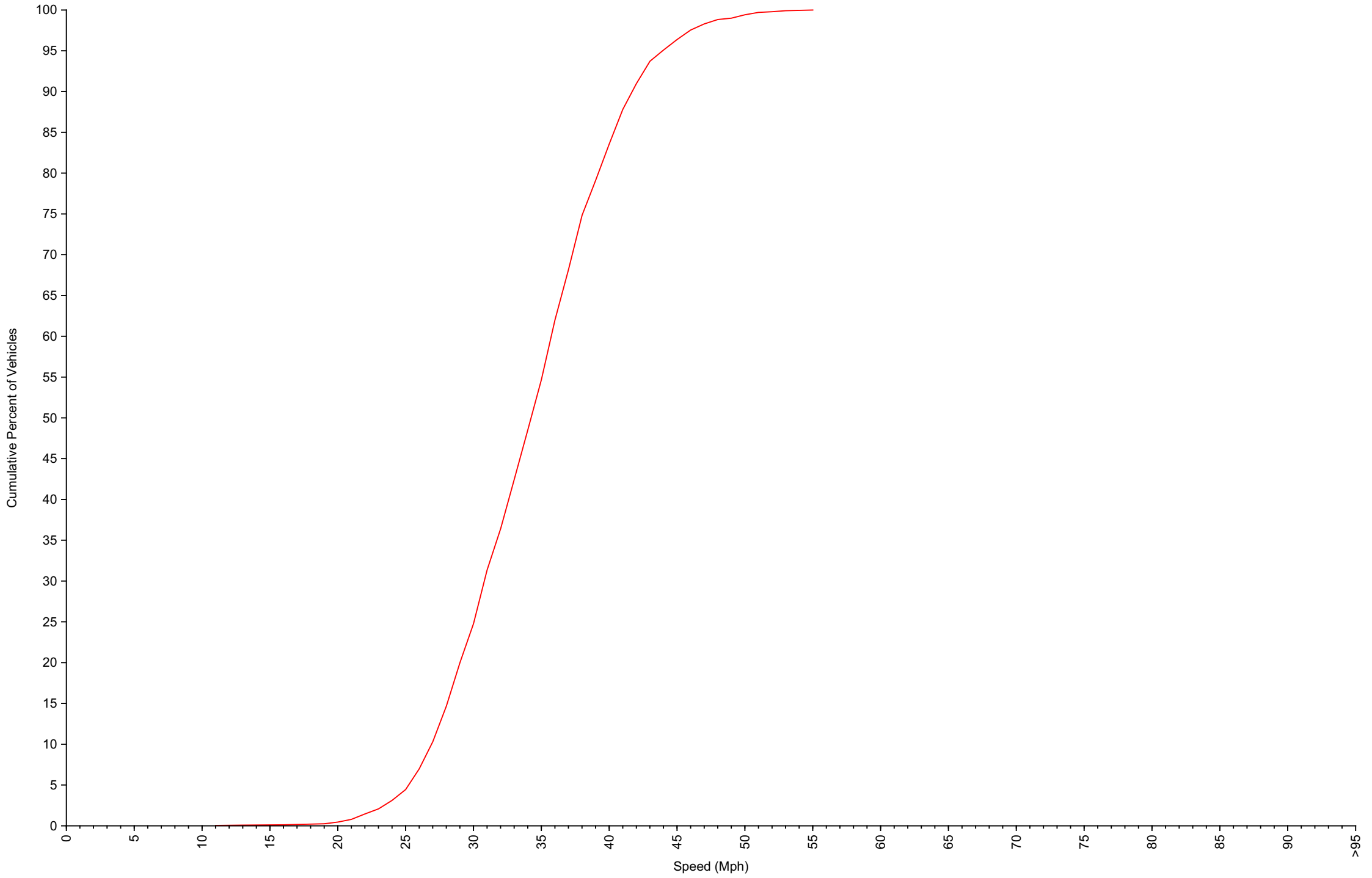
## Daily Overview for Wed Sep 13 2023

(60 Minute Resolution)



# Cumulative Speed Distribution Curve

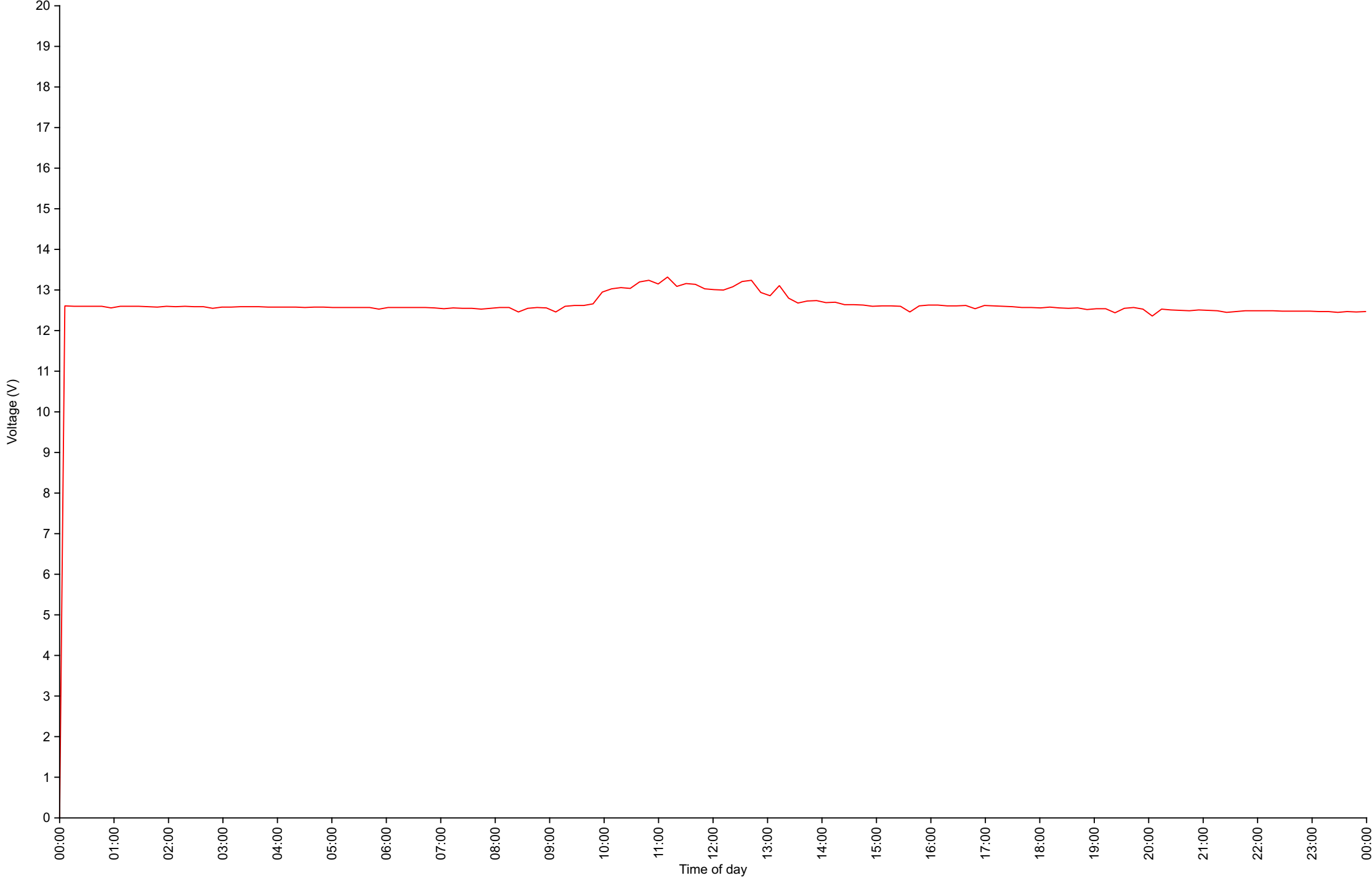
## Daily Overview for Wed Sep 13 2023





# Voltage

## Daily Overview for Wed Sep 13 2023



# Traffic Report

Daily Overview for Thu Sep 14 2023

*Vehicle Speed Classes (Mph)*

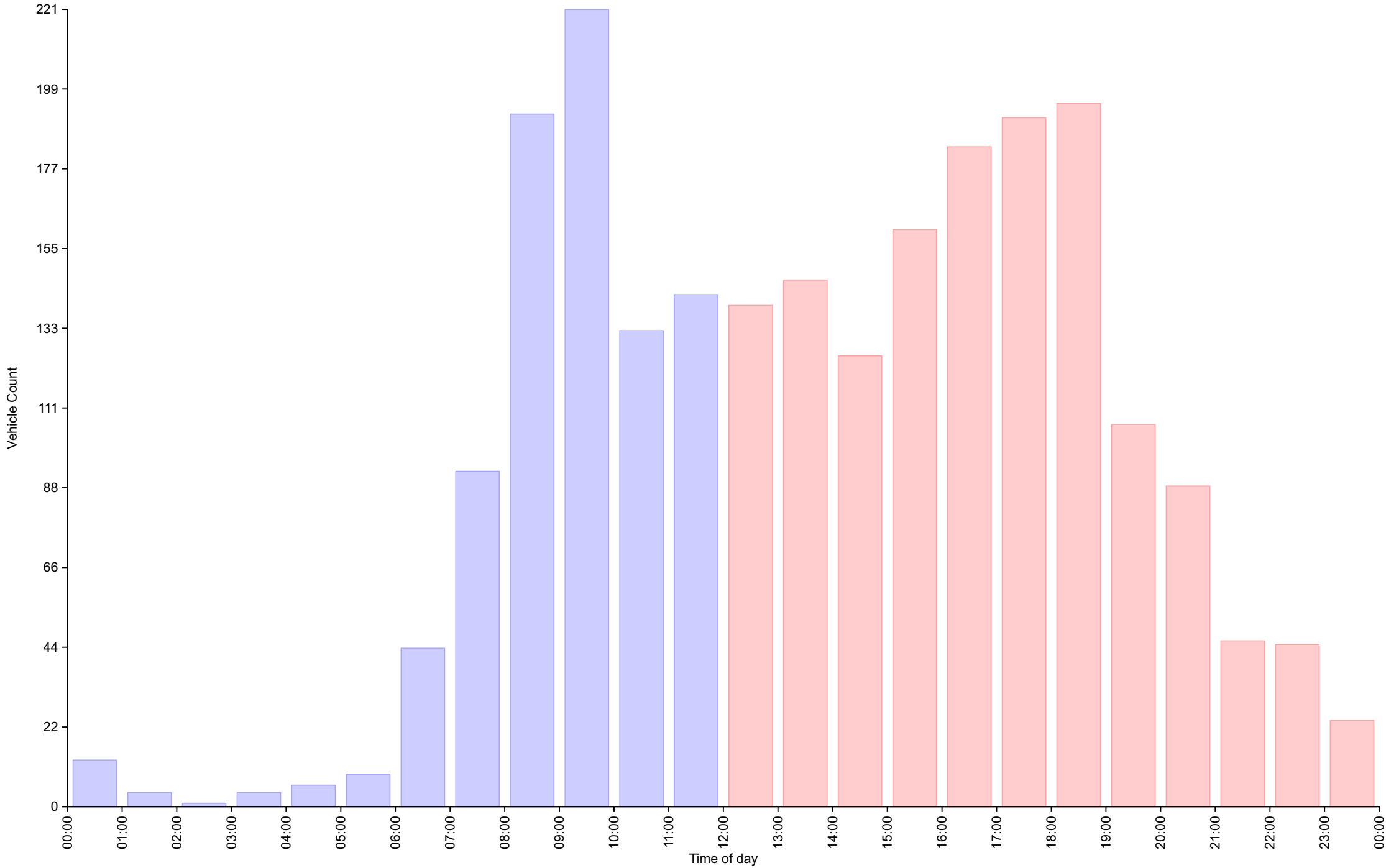
|          | <15      | 15<br>20 | 20<br>25 | 25<br>30  | 30<br>35      | 35<br>40   | 40<br>45  | 45<br>50  | 50<br>55 | 55<br>60 | 60<br>65 | 65<br>70 | >70   | Total      | 85th<br>Percentile |
|----------|----------|----------|----------|-----------|---------------|------------|-----------|-----------|----------|----------|----------|----------|-------|------------|--------------------|
| 00:00    | 0        | 0        | 0        | 2         | 6             | 2          | 2         | 1         | 0        | 0        | 0        | 0        | 0     | 13         | 39.5               |
| 01:00    | 0        | 0        | 1        | 0         | 2             | 1          | 0         | 0         | 0        | 0        | 0        | 0        | 0     | 4          | 34.4               |
| 02:00    | 0        | 0        | 0        | 0         | 0             | 1          | 0         | 0         | 0        | 0        | 0        | 0        | 0     | 1          | 34.9               |
| 03:00    | 0        | 0        | 0        | 1         | 1             | 0          | 0         | 2         | 0        | 0        | 0        | 0        | 0     | 4          | 45.8               |
| 04:00    | 0        | 0        | 0        | 0         | 2             | 1          | 2         | 1         | 0        | 0        | 0        | 0        | 0     | 6          | 41.6               |
| 05:00    | 0        | 0        | 1        | 0         | 0             | 2          | 4         | 2         | 0        | 0        | 0        | 0        | 0     | 9          | <b>45.3</b>        |
| 06:00    | 0        | 0        | 1        | 2         | 10            | 14         | 12        | 4         | 0        | <b>1</b> | 0        | 0        | 0     | 44         | 43.2               |
| 07:00    | 0        | <b>1</b> | 3        | 17        | 28            | 17         | 19        | 8         | 0        | 0        | 0        | 0        | 0     | 93         | 42.0               |
| 08:00    | 0        | 0        | 2        | 24        | 51            | 61         | 36        | <b>17</b> | 0        | 1        | 0        | 0        | 0     | 192        | 42.3               |
| 09:00    | 0        | 0        | 7        | <b>37</b> | <b>59</b>     | <b>67</b>  | <b>42</b> | 7         | <b>2</b> | 0        | 0        | 0        | 0     | <b>221</b> | 40.2               |
| 10:00    | 0        | 0        | <b>9</b> | 26        | 36            | 29         | 25        | 7         | 0        | 0        | 0        | 0        | 0     | 132        | 40.1               |
| 11:00    | <b>1</b> | 0        | 3        | 29        | 38            | 40         | 22        | 8         | 1        | 0        | 0        | 0        | 0     | 142        | 40.5               |
| 12:00    | 0        | 0        | 3        | 25        | 45            | 31         | 27        | 8         | 0        | 0        | 0        | 0        | 0     | 139        | 40.6               |
| 13:00    | 0        | 1        | <b>8</b> | 32        | 54            | 36         | 11        | 4         | 0        | 0        | 0        | 0        | 0     | 146        | 38.0               |
| 14:00    | 0        | 0        | 1        | 25        | 40            | 37         | 15        | 5         | 2        | 0        | 0        | 0        | 0     | 125        | 39.6               |
| 15:00    | 0        | 0        | 8        | 29        | 46            | 50         | 21        | 6         | 0        | 0        | 0        | 0        | 0     | 160        | 39.8               |
| 16:00    | 0        | 0        | 8        | 37        | 57            | 54         | 19        | 6         | 1        | <b>1</b> | 0        | 0        | 0     | 183        | 39.0               |
| 17:00    | 0        | <b>2</b> | 6        | <b>46</b> | 45            | 51         | <b>30</b> | <b>11</b> | 0        | 0        | 0        | 0        | 0     | 191        | 41.0               |
| 18:00    | 0        | 0        | 4        | 29        | <b>63</b>     | <b>61</b>  | 28        | 9         | 1        | 0        | 0        | 0        | 0     | <b>195</b> | 40.1               |
| 19:00    | 0        | 0        | 4        | 12        | 25            | 40         | 15        | 9         | 1        | 0        | 0        | 0        | 0     | 106        | <b>42.4</b>        |
| 20:00    | 0        | 0        | 1        | 25        | 25            | 19         | 13        | 3         | <b>3</b> | 0        | 0        | 0        | 0     | 89         | 40.9               |
| 21:00    | 0        | 0        | 0        | 6         | 13            | 13         | 10        | 4         | 0        | 0        | 0        | 0        | 0     | 46         | 41.7               |
| 22:00    | 0        | 0        | 1        | 14        | 13            | 8          | 7         | 2         | 0        | 0        | 0        | 0        | 0     | 45         | 39.6               |
| 23:00    | 0        | 0        | 1        | 3         | 8             | 8          | 3         | 1         | 0        | 0        | 0        | 0        | 0     | 24         | 38.4               |
| AM Total | 1        | 1        | 27       | 138       | 233           | <b>235</b> | 164       | 57        | 3        | 2        | 0        | 0        | 0     |            |                    |
| PM Total | 0        | 3        | 45       | 283       | <b>434</b>    | 408        | 199       | 68        | 8        | 1        | 0        | 0        | 0     |            |                    |
| Total    | 1        | 4        | 72       | 421       | <b>667</b>    | 643        | 363       | 125       | 11       | 3        | 0        | 0        | 0     |            |                    |
| Percent  | 0.04%    | 0.17%    | 3.12%    | 18.23%    | <b>28.87%</b> | 27.84%     | 15.71%    | 5.41%     | 0.48%    | 0.13%    | 0.00%    | 0.00%    | 0.00% |            |                    |

Total Vehicles : 2310  
 30th Percentile : 30.7 MPH  
 50th Percentile : 33.9 MPH  
 85th Percentile : 40.5 MPH  
 95th Percentile : 44.5 MPH  
 Average Speed : 34.7 MPH  
 Highest Speed : 56.6 MPH

# Vehicle Counts By Hour

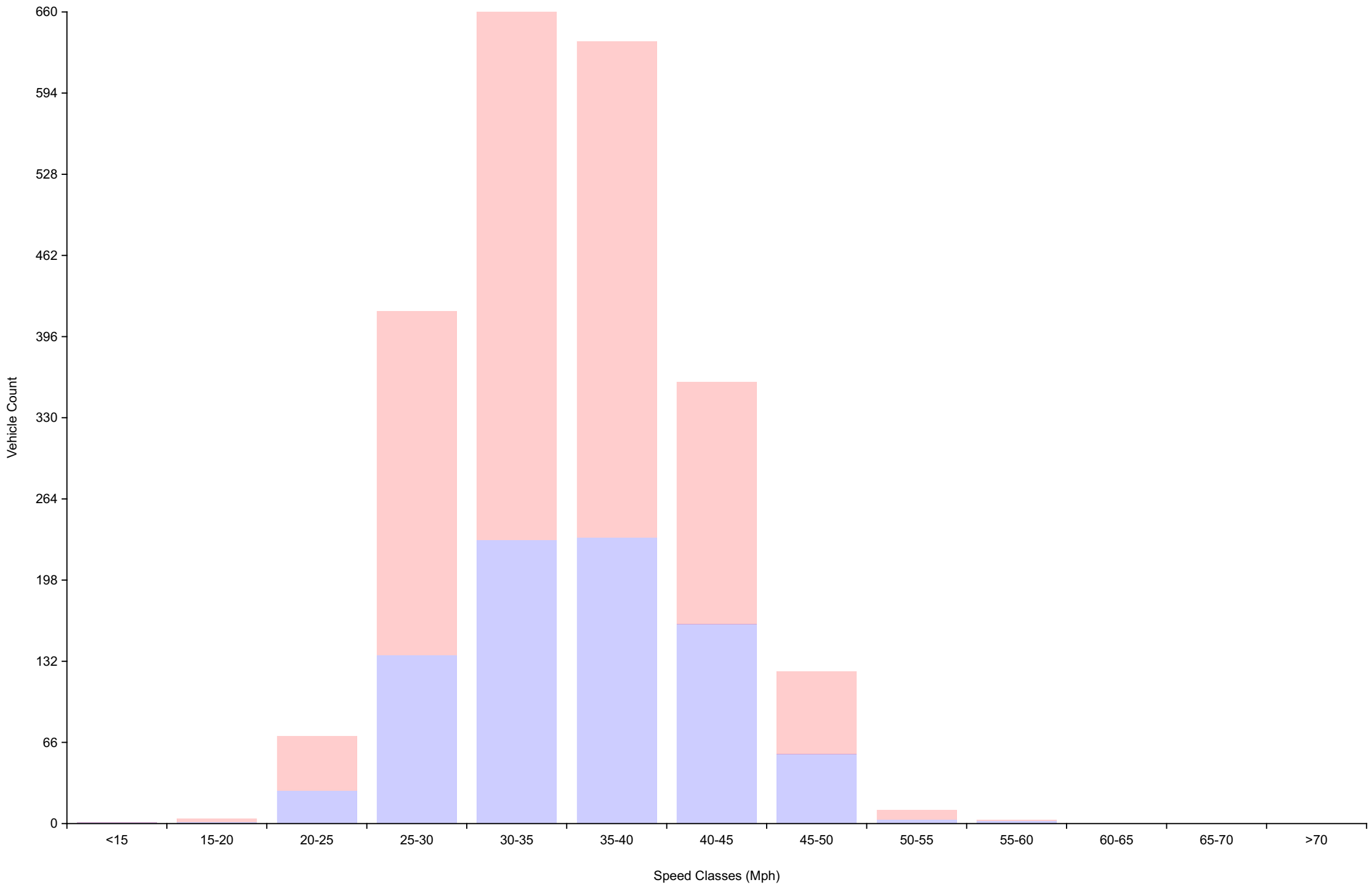
## Daily Overview for Thu Sep 14 2023

(60 Minute Resolution)

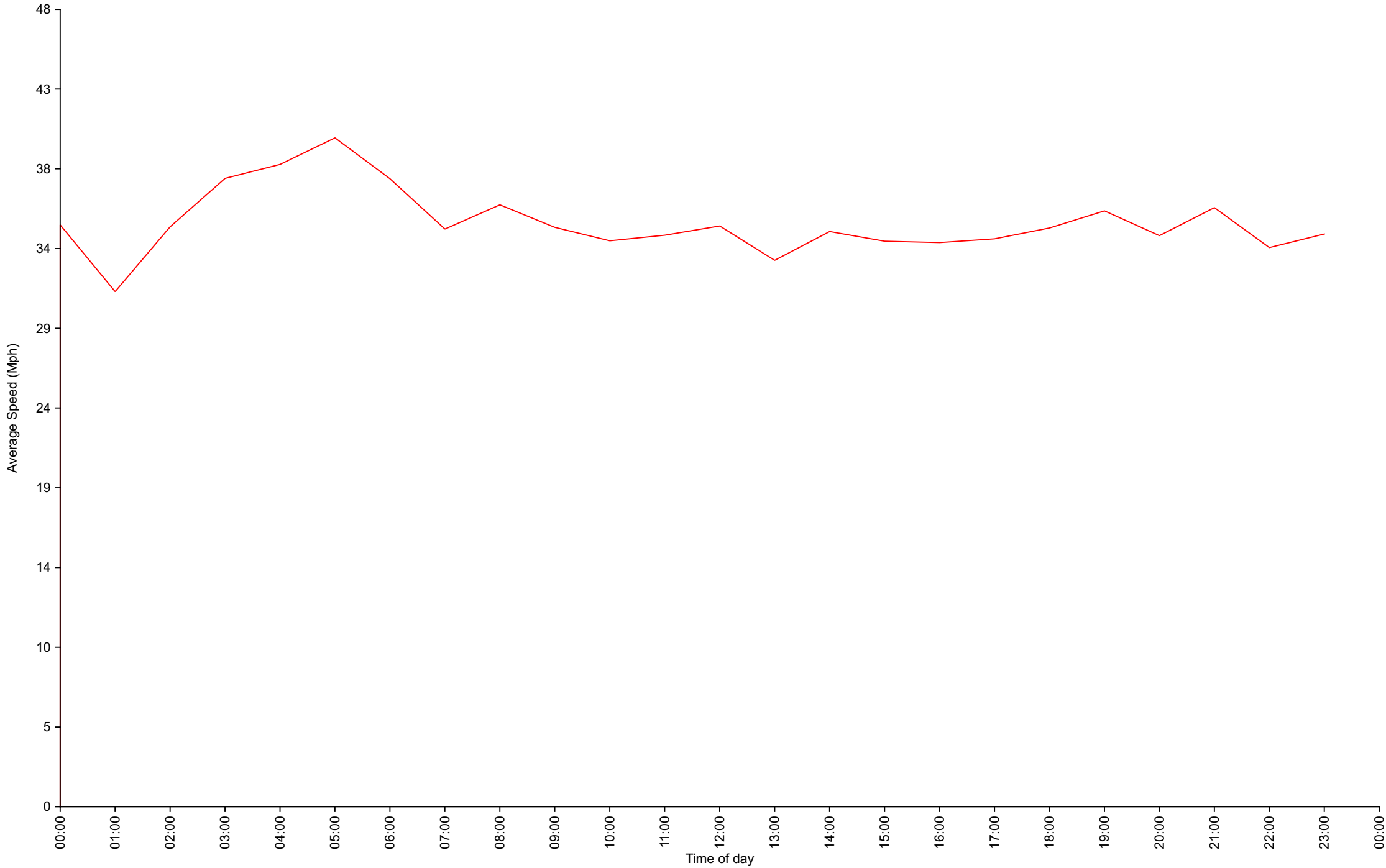


# Vehicle Counts By Speed Class

## Daily Overview for Thu Sep 14 2023

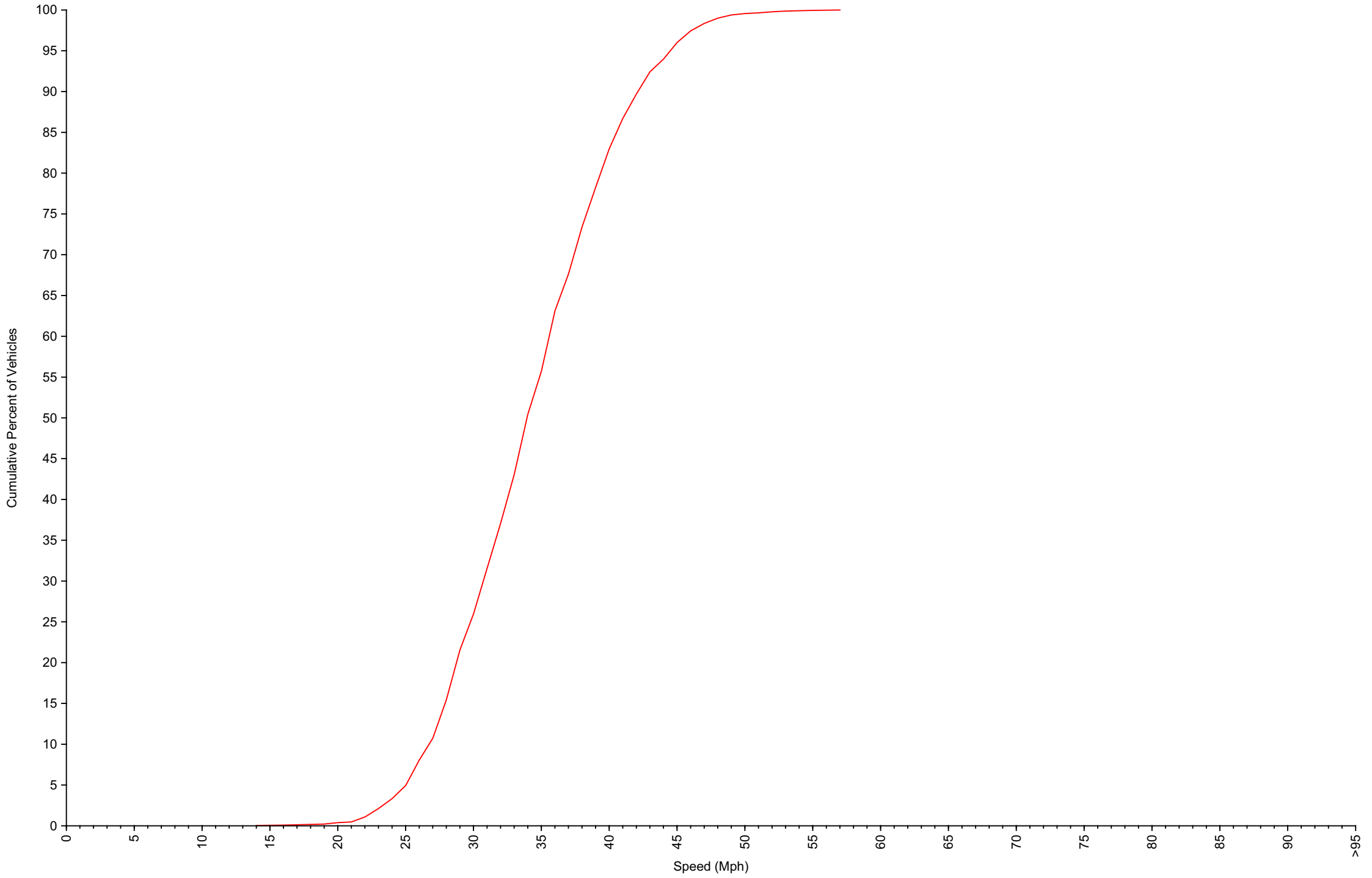


Average Speed By Hour  
Daily Overview for Thu Sep 14 2023  
(60 Minute Resolution)



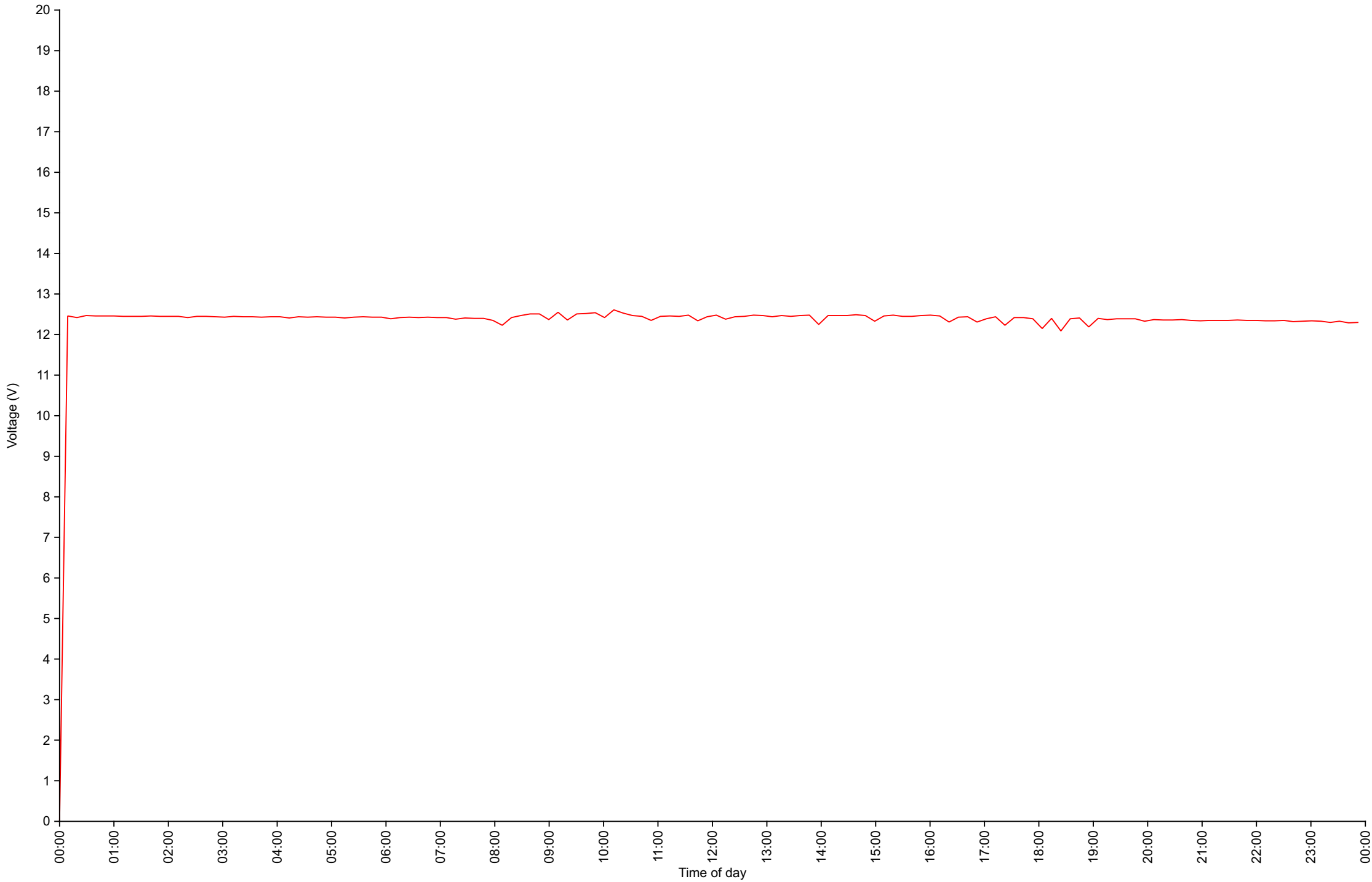
# Cumulative Speed Distribution Curve

## Daily Overview for Thu Sep 14 2023



# Voltage

## Daily Overview for Thu Sep 14 2023



# Traffic Report

Daily Overview for Fri Sep 15 2023

Vehicle Speed Classes (Mph)

|          | <15      | 15<br>20 | 20<br>25  | 25<br>30  | 30<br>35  | 35<br>40      | 40<br>45  | 45<br>50 | 50<br>55 | 55<br>60 | 60<br>65 | 65<br>70 | >70   | Total      | 85th<br>Percentile |
|----------|----------|----------|-----------|-----------|-----------|---------------|-----------|----------|----------|----------|----------|----------|-------|------------|--------------------|
| 00:00    | 0        | 0        | 0         | 2         | 5         | 4             | 5         | 1        | 0        | 0        | 0        | 0        | 0     | 17         | 41.7               |
| 01:00    | 0        | 0        | 1         | 1         | 3         | 3             | 2         | 2        | 0        | 0        | 0        | 0        | 0     | 12         | 42.5               |
| 02:00    | 0        | 0        | 0         | 1         | 5         | 0             | 0         | 0        | 0        | 0        | 0        | 0        | 0     | 6          | 33.1               |
| 03:00    | 0        | 0        | 0         | 0         | 0         | 0             | 1         | 0        | 0        | 0        | 0        | 0        | 0     | 1          | 40.1               |
| 04:00    | 0        | 0        | 0         | 1         | 0         | 3             | 3         | 0        | 0        | 0        | 0        | 0        | 0     | 7          | 42.9               |
| 05:00    | 0        | 0        | 0         | 0         | 2         | 2             | 2         | 0        | 0        | 0        | 0        | 0        | 0     | 6          | 41.1               |
| 06:00    | 0        | 0        | 0         | 4         | 3         | 8             | 8         | 4        | 0        | 0        | 0        | 0        | 0     | 27         | 42.0               |
| 07:00    | 0        | 1        | 1         | 10        | 17        | 33            | 12        | <b>9</b> | <b>2</b> | <b>1</b> | 0        | 0        | 0     | 86         | <b>43.6</b>        |
| 08:00    | 0        | 0        | 2         | 28        | <b>43</b> | <b>62</b>     | 30        | 4        | 0        | 0        | 0        | 0        | 0     | 169        | 39.9               |
| 09:00    | 0        | 1        | <b>10</b> | <b>44</b> | 40        | 44            | <b>36</b> | 8        | 0        | 0        | 0        | 0        | 0     | <b>183</b> | 40.5               |
| 10:00    | 0        | 0        | 2         | 20        | 35        | 45            | 20        | 8        | 0        | 0        | 0        | 0        | 0     | 130        | 40.1               |
| 11:00    | 0        | <b>5</b> | 9         | 31        | 29        | 30            | 23        | 2        | 0        | 0        | 0        | 0        | 0     | 129        | 39.7               |
| 12:00    | 0        | 0        | 4         | 25        | 41        | 59            | 19        | 2        | 0        | 0        | 0        | 0        | 0     | 150        | 38.9               |
| 13:00    | 0        | <b>2</b> | <b>14</b> | 27        | 54        | 52            | 26        | 3        | 0        | 0        | 0        | 0        | 0     | 178        | 39.4               |
| 14:00    | 0        | 2        | 9         | 40        | 54        | 54            | 25        | 6        | 0        | 0        | 0        | <b>1</b> | 0     | 191        | 39.5               |
| 15:00    | 0        | 0        | 6         | 20        | 54        | <b>63</b>     | 20        | 3        | 1        | 0        | 0        | 0        | 0     | 167        | 38.9               |
| 16:00    | <b>1</b> | 0        | 5         | <b>44</b> | 61        | 51            | <b>29</b> | 4        | 1        | 0        | 0        | 0        | 0     | <b>196</b> | 39.4               |
| 17:00    | 0        | 1        | 5         | 33        | <b>72</b> | 54            | 24        | 3        | 1        | 0        | 0        | 0        | 0     | 193        | 38.9               |
| 18:00    | 0        | 0        | 4         | 29        | 40        | 59            | 22        | <b>8</b> | 1        | <b>1</b> | 0        | 0        | 0     | 164        | 40.1               |
| 19:00    | 0        | 1        | 1         | 14        | 36        | 55            | 20        | 7        | <b>3</b> | 0        | 0        | 0        | 0     | 137        | 40.2               |
| 20:00    | 0        | 0        | 0         | 21        | 33        | 22            | 12        | 3        | 0        | 1        | 0        | 0        | 0     | 92         | 39.4               |
| 21:00    | 0        | 0        | 2         | 11        | 20        | 13            | 7         | 1        | 0        | 0        | <b>1</b> | 0        | 0     | 55         | 39.4               |
| 22:00    | 0        | 0        | 0         | 8         | 9         | 9             | 8         | 5        | 2        | 0        | 0        | 1        | 0     | 42         | <b>44.7</b>        |
| 23:00    | 0        | 0        | 1         | 1         | 6         | 5             | 3         | 0        | 1        | 0        | 0        | 0        | 0     | 17         | 39.7               |
| AM Total | 0        | 7        | 25        | 142       | 182       | <b>234</b>    | 142       | 38       | 2        | 1        | 0        | 0        | 0     |            |                    |
| PM Total | 1        | 6        | 51        | 273       | 480       | <b>496</b>    | 215       | 45       | 10       | 2        | 1        | 2        | 0     |            |                    |
| Total    | 1        | 13       | 76        | 415       | 662       | <b>730</b>    | 357       | 83       | 12       | 3        | 1        | 2        | 0     |            |                    |
| Percent  | 0.04%    | 0.55%    | 3.23%     | 17.62%    | 28.11%    | <b>31.00%</b> | 15.16%    | 3.52%    | 0.51%    | 0.13%    | 0.04%    | 0.08%    | 0.00% |            |                    |

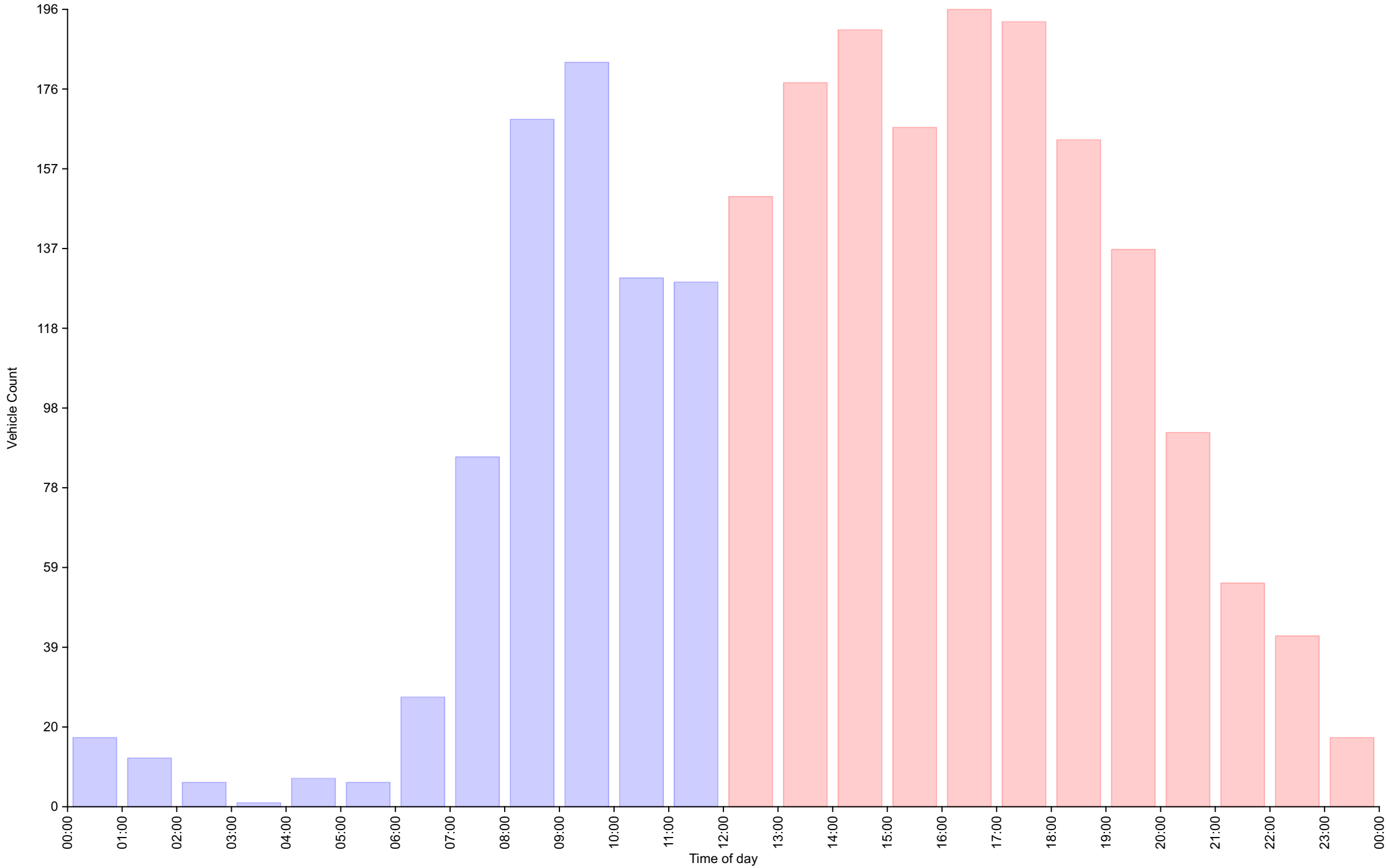
Total Vehicles : 2355  
 30th Percentile : 30.8 MPH  
 50th Percentile : 34.1 MPH  
 85th Percentile : 39.9 MPH  
 95th Percentile : 43.5 MPH  
 Average Speed : 34.5 MPH  
 Highest Speed : 69.1 MPH



# Vehicle Counts By Hour

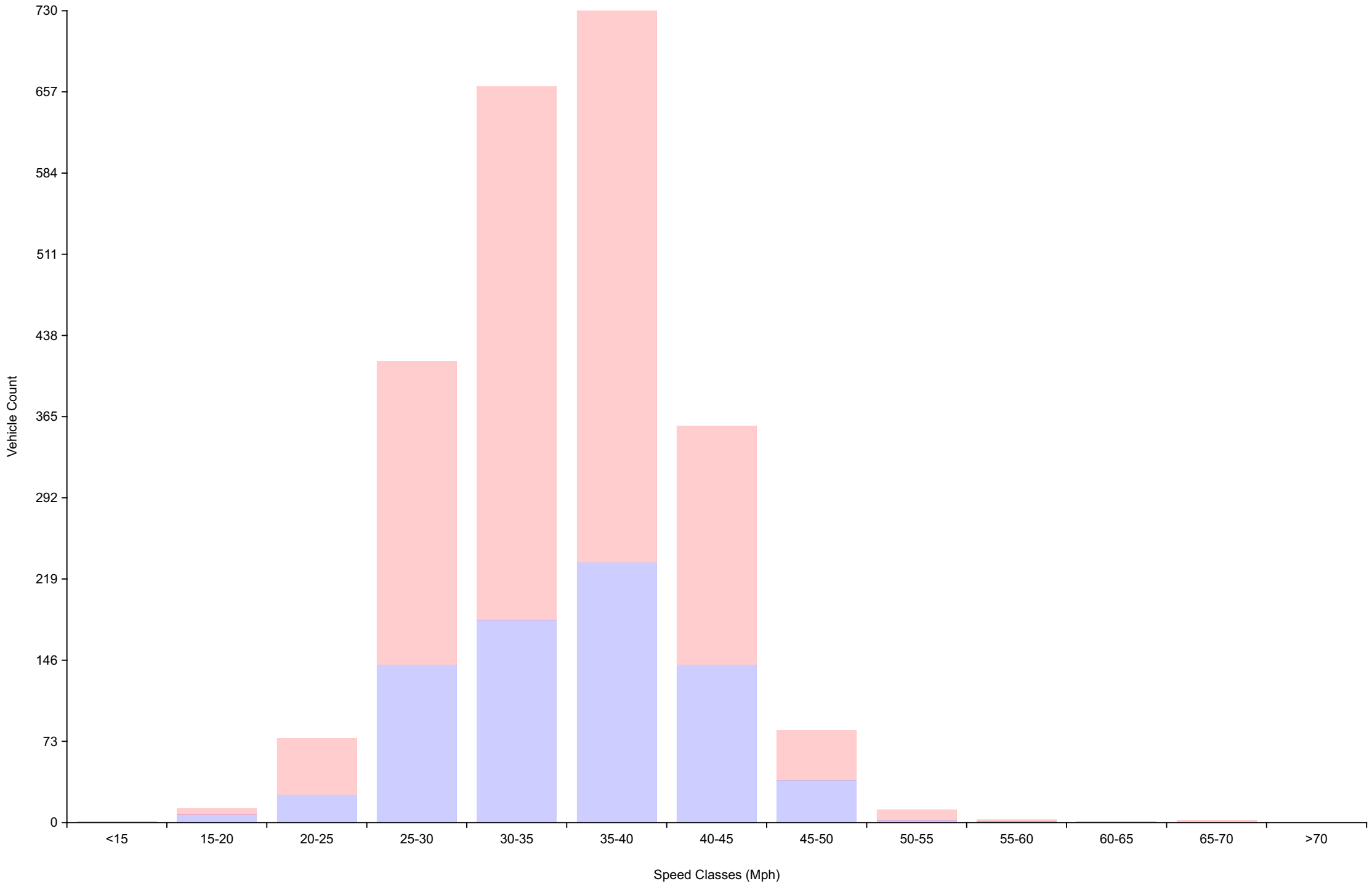
## Daily Overview for Fri Sep 15 2023

(60 Minute Resolution)



# Vehicle Counts By Speed Class

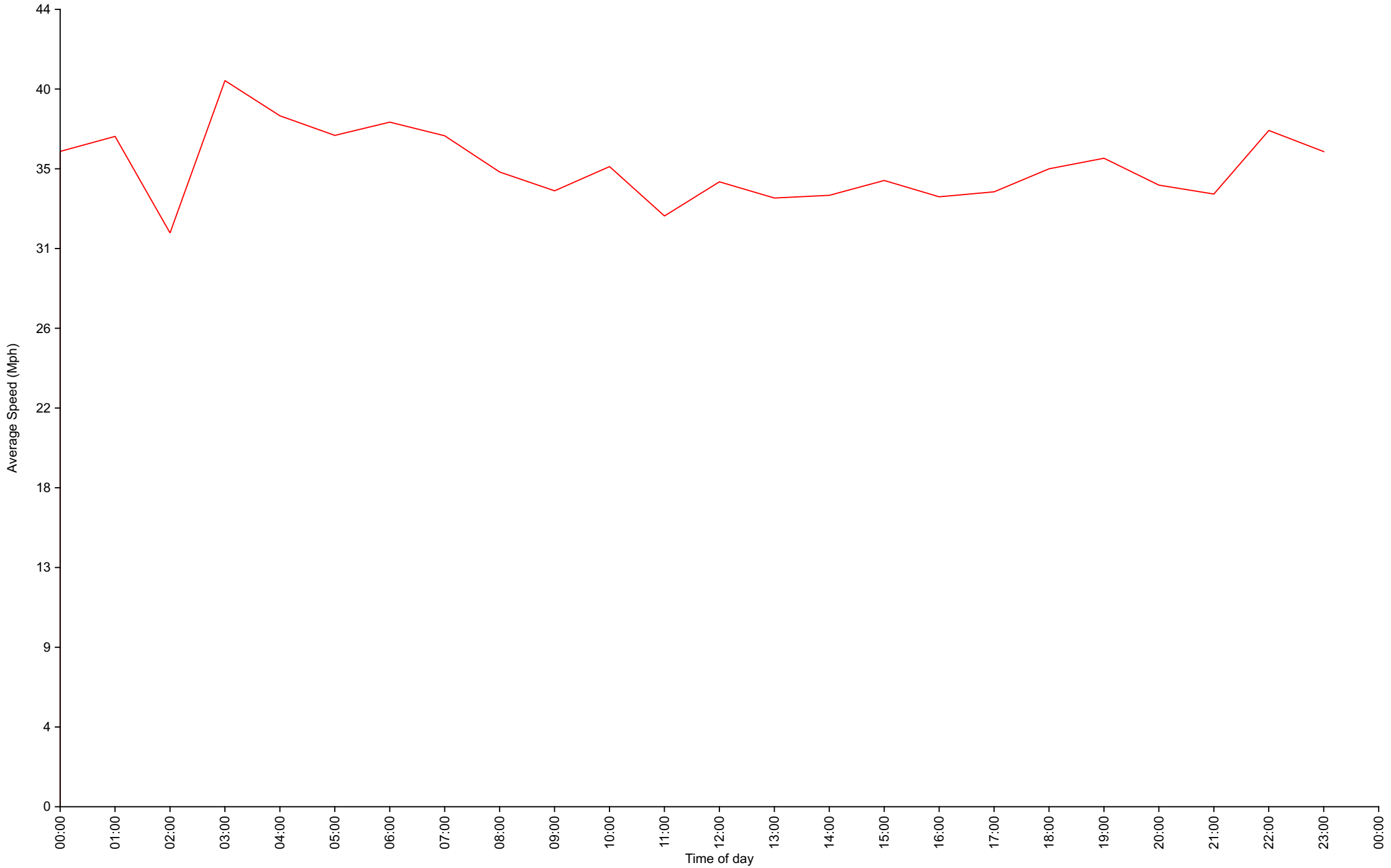
## Daily Overview for Fri Sep 15 2023



# Average Speed By Hour

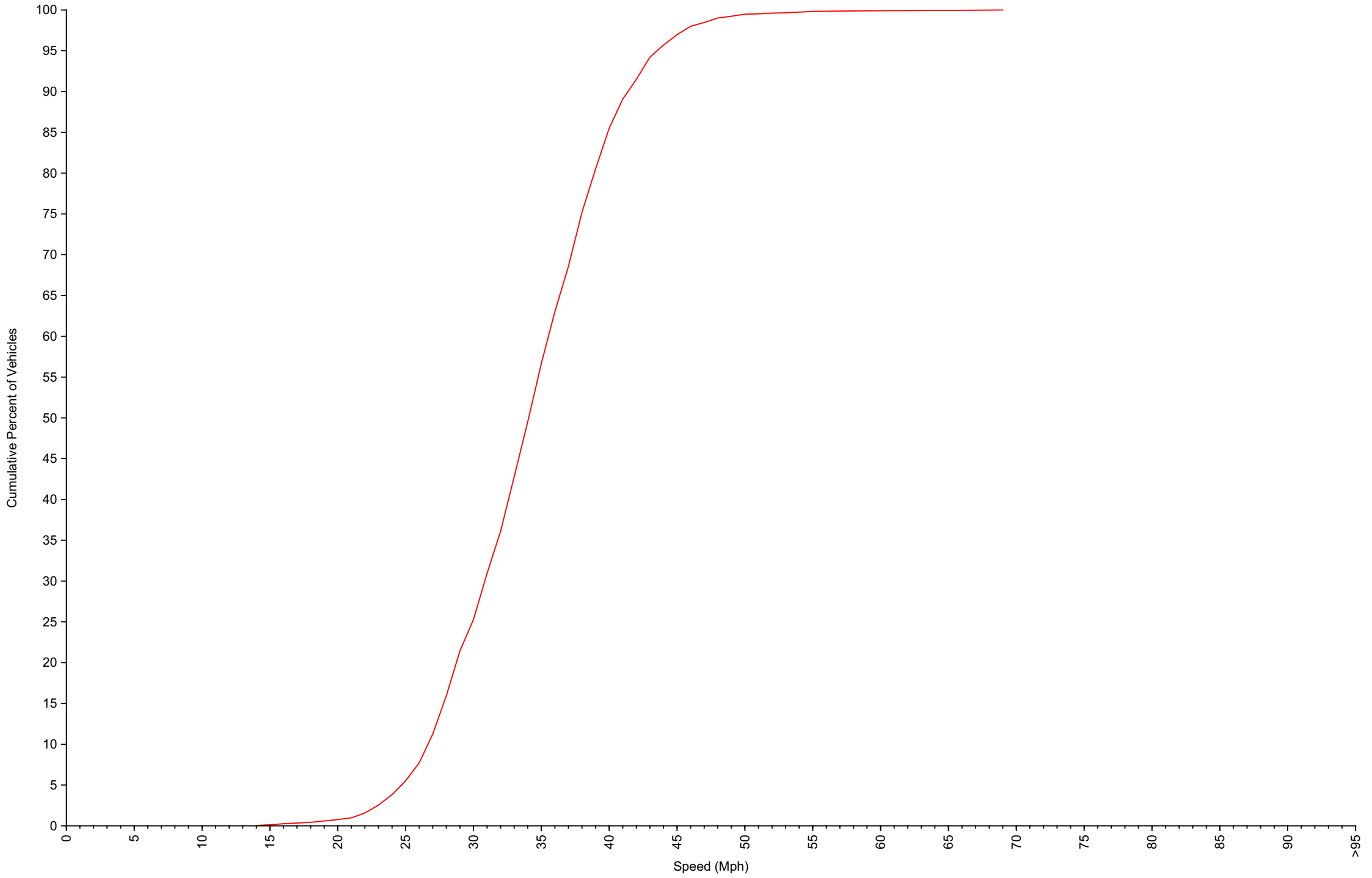
## Daily Overview for Fri Sep 15 2023

(60 Minute Resolution)



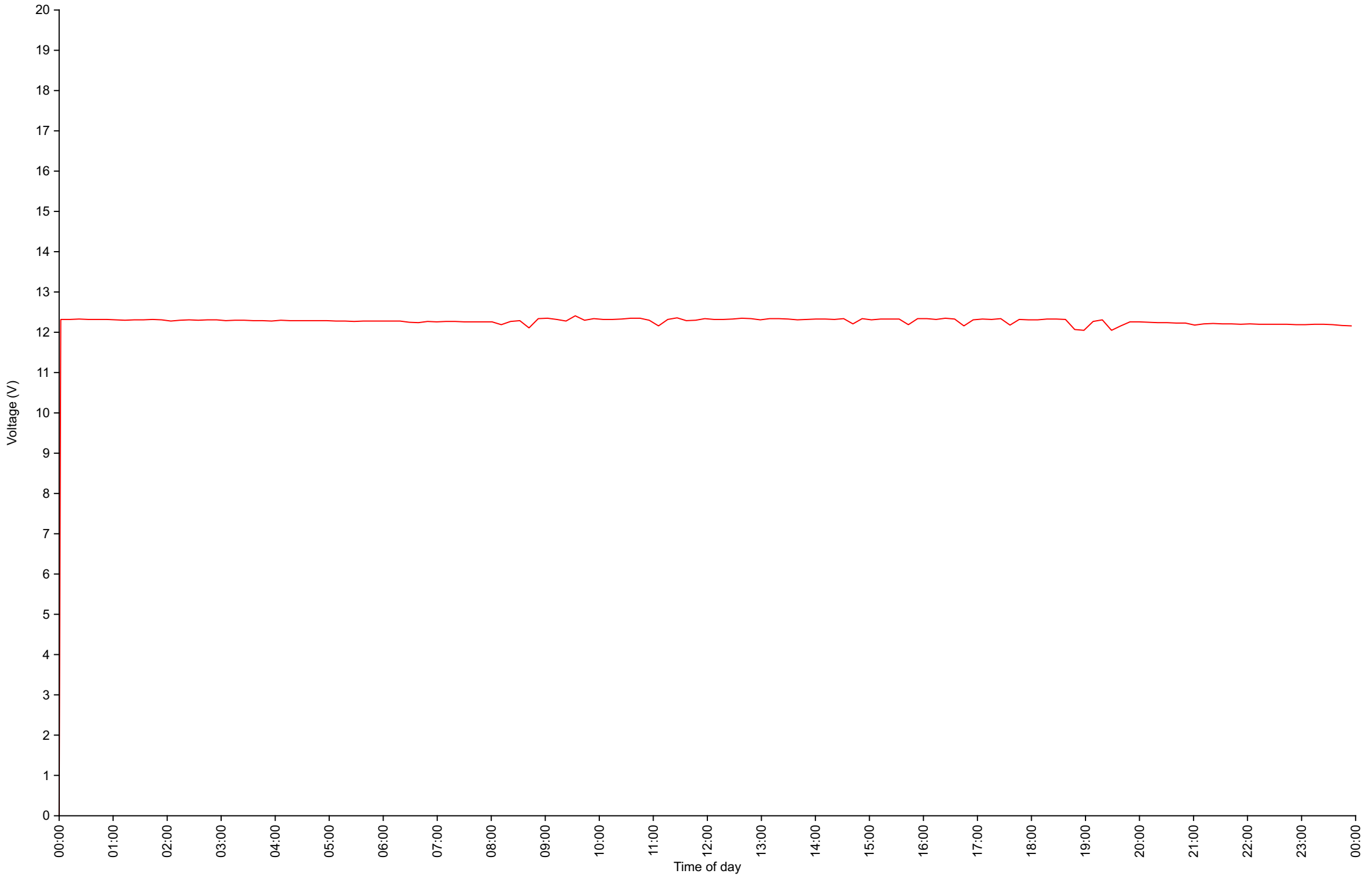
# Cumulative Speed Distribution Curve

## Daily Overview for Fri Sep 15 2023



# Voltage

## Daily Overview for Fri Sep 15 2023



# Traffic Report

Daily Overview for Sat Sep 16 2023

Vehicle Speed Classes (Mph)

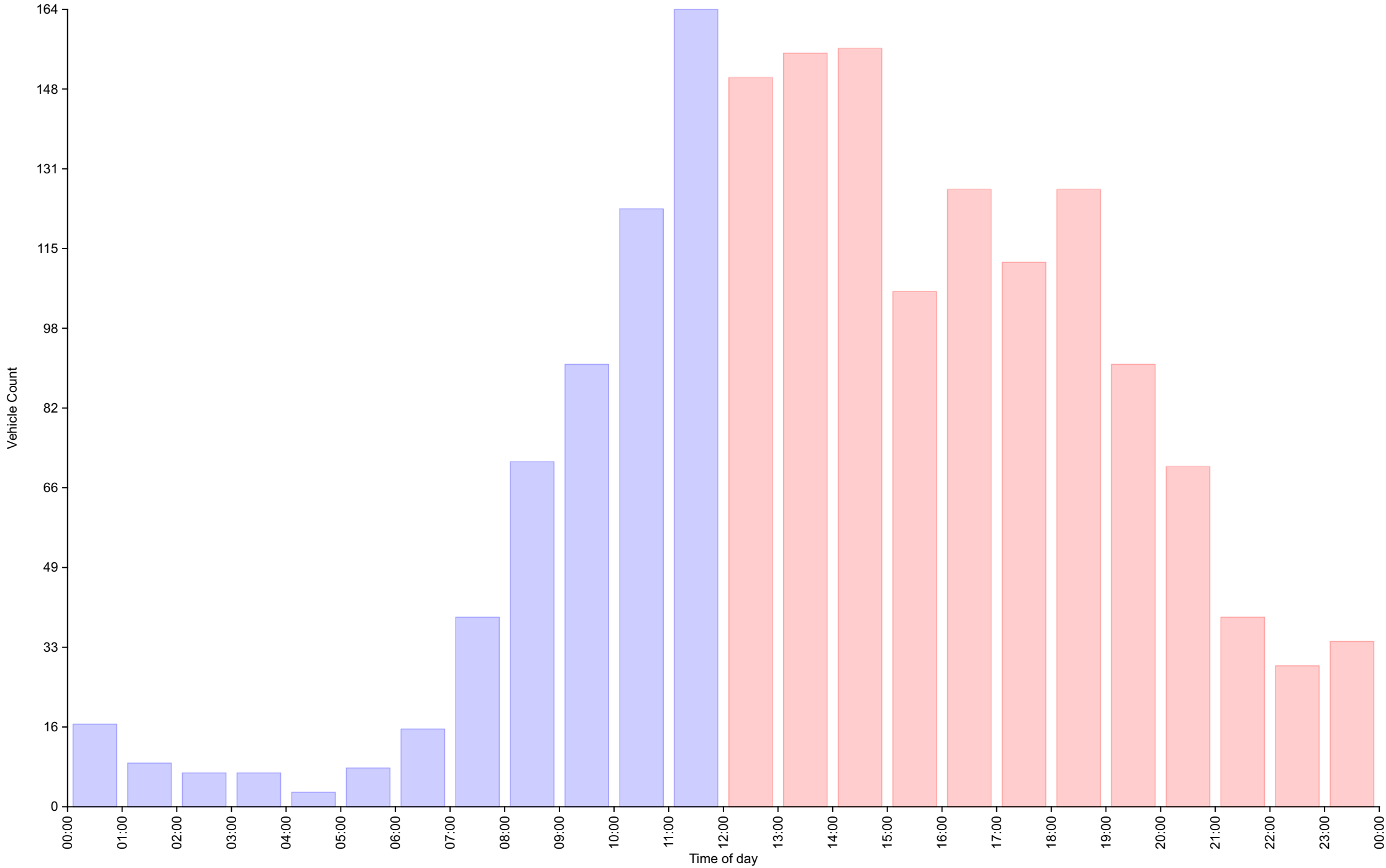
|          | <15      | 15<br>20 | 20<br>25 | 25<br>30  | 30<br>35      | 35<br>40   | 40<br>45  | 45<br>50 | 50<br>55 | 55<br>60 | 60<br>65 | 65<br>70 | >70   | Total      | 85th<br>Percentile |
|----------|----------|----------|----------|-----------|---------------|------------|-----------|----------|----------|----------|----------|----------|-------|------------|--------------------|
| 00:00    | 0        | 0        | 2        | 0         | 3             | 7          | 3         | 2        | 0        | 0        | 0        | 0        | 0     | 17         | 41.4               |
| 01:00    | 0        | 0        | 0        | 3         | 1             | 2          | 1         | 2        | 0        | 0        | 0        | 0        | 0     | 9          | 43.9               |
| 02:00    | 0        | 0        | 0        | 3         | 2             | 0          | 2         | 0        | 0        | 0        | 0        | 0        | 0     | 7          | 40.7               |
| 03:00    | 0        | 0        | 0        | 0         | 2             | 0          | 2         | 3        | 0        | 0        | 0        | 0        | 0     | 7          | <b>48.0</b>        |
| 04:00    | 0        | 0        | 0        | 2         | 0             | 0          | 1         | 0        | 0        | 0        | 0        | 0        | 0     | 3          | 36.7               |
| 05:00    | 0        | 0        | 0        | 1         | 0             | 3          | 4         | 0        | 0        | 0        | 0        | 0        | 0     | 8          | 41.9               |
| 06:00    | 0        | 0        | 0        | 1         | 5             | 4          | 3         | 1        | <b>2</b> | 0        | 0        | 0        | 0     | 16         | 47.0               |
| 07:00    | 0        | 0        | 0        | 0         | 8             | 17         | 8         | 5        | 0        | <b>1</b> | 0        | 0        | 0     | 39         | 44.1               |
| 08:00    | 0        | 0        | 1        | 8         | 15            | 24         | 17        | 5        | 1        | 0        | 0        | 0        | 0     | 71         | 42.4               |
| 09:00    | 0        | 0        | 4        | 27        | 22            | 24         | 12        | 2        | 0        | 0        | 0        | 0        | 0     | 91         | 39.1               |
| 10:00    | 0        | <b>1</b> | 2        | 12        | 37            | 37         | 24        | <b>8</b> | 1        | 0        | <b>1</b> | 0        | 0     | 123        | 41.3               |
| 11:00    | 0        | 1        | <b>9</b> | <b>35</b> | <b>44</b>     | <b>41</b>  | <b>28</b> | 6        | 0        | 0        | 0        | 0        | 0     | <b>164</b> | 40.3               |
| 12:00    | 0        | 1        | <b>8</b> | 21        | 50            | <b>44</b>  | 20        | 5        | 1        | 0        | 0        | 0        | 0     | 150        | 39.6               |
| 13:00    | 0        | <b>2</b> | 2        | <b>40</b> | 53            | 39         | 16        | 1        | <b>2</b> | 0        | 0        | 0        | 0     | 155        | 37.9               |
| 14:00    | 0        | 0        | 4        | 28        | <b>57</b>     | 44         | 20        | 3        | 0        | 0        | 0        | 0        | 0     | <b>156</b> | 39.0               |
| 15:00    | 0        | 0        | 4        | 13        | 44            | 31         | 9         | 5        | 0        | 0        | 0        | 0        | 0     | 106        | 38.7               |
| 16:00    | <b>1</b> | 0        | 4        | 27        | 39            | 40         | 12        | 4        | 0        | 0        | 0        | 0        | 0     | 127        | 38.4               |
| 17:00    | 1        | 0        | 4        | 23        | 31            | 29         | 16        | <b>6</b> | 2        | 0        | 0        | 0        | 0     | 112        | 40.4               |
| 18:00    | 1        | 0        | 3        | 21        | 50            | 26         | <b>22</b> | 2        | 2        | 0        | 0        | 0        | 0     | 127        | 40.0               |
| 19:00    | 0        | 0        | 3        | 11        | 35            | 31         | 6         | 3        | 2        | 0        | 0        | 0        | 0     | 91         | 38.5               |
| 20:00    | 0        | 0        | 0        | 14        | 21            | 21         | 11        | 2        | 1        | 0        | 0        | 0        | 0     | 70         | 40.3               |
| 21:00    | 0        | 0        | 0        | 5         | 15            | 10         | 6         | 3        | 0        | 0        | 0        | 0        | 0     | 39         | 42.1               |
| 22:00    | 0        | 0        | 0        | 3         | 11            | 10         | 0         | 3        | 0        | <b>2</b> | 0        | 0        | 0     | 29         | <b>42.5</b>        |
| 23:00    | 0        | 0        | 1        | 2         | 15            | 12         | 2         | 1        | 1        | 0        | 0        | 0        | 0     | 34         | 38.6               |
| AM Total | 0        | 2        | 18       | 92        | 139           | <b>159</b> | 105       | 34       | 4        | 1        | 1        | 0        | 0     |            |                    |
| PM Total | 3        | 3        | 33       | 208       | <b>421</b>    | 337        | 140       | 38       | 11       | 2        | 0        | 0        | 0     |            |                    |
| Total    | 3        | 5        | 51       | 300       | <b>560</b>    | 496        | 245       | 72       | 15       | 3        | 1        | 0        | 0     |            |                    |
| Percent  | 0.17%    | 0.29%    | 2.91%    | 17.13%    | <b>31.98%</b> | 28.33%     | 13.99%    | 4.11%    | 0.86%    | 0.17%    | 0.06%    | 0.00%    | 0.00% |            |                    |

Total Vehicles : 1751  
 30th Percentile : 30.6 MPH  
 50th Percentile : 33.7 MPH  
 85th Percentile : 40.2 MPH  
 95th Percentile : 44.2 MPH  
 Average Speed : 34.5 MPH  
 Highest Speed : 59.8 MPH

# Vehicle Counts By Hour

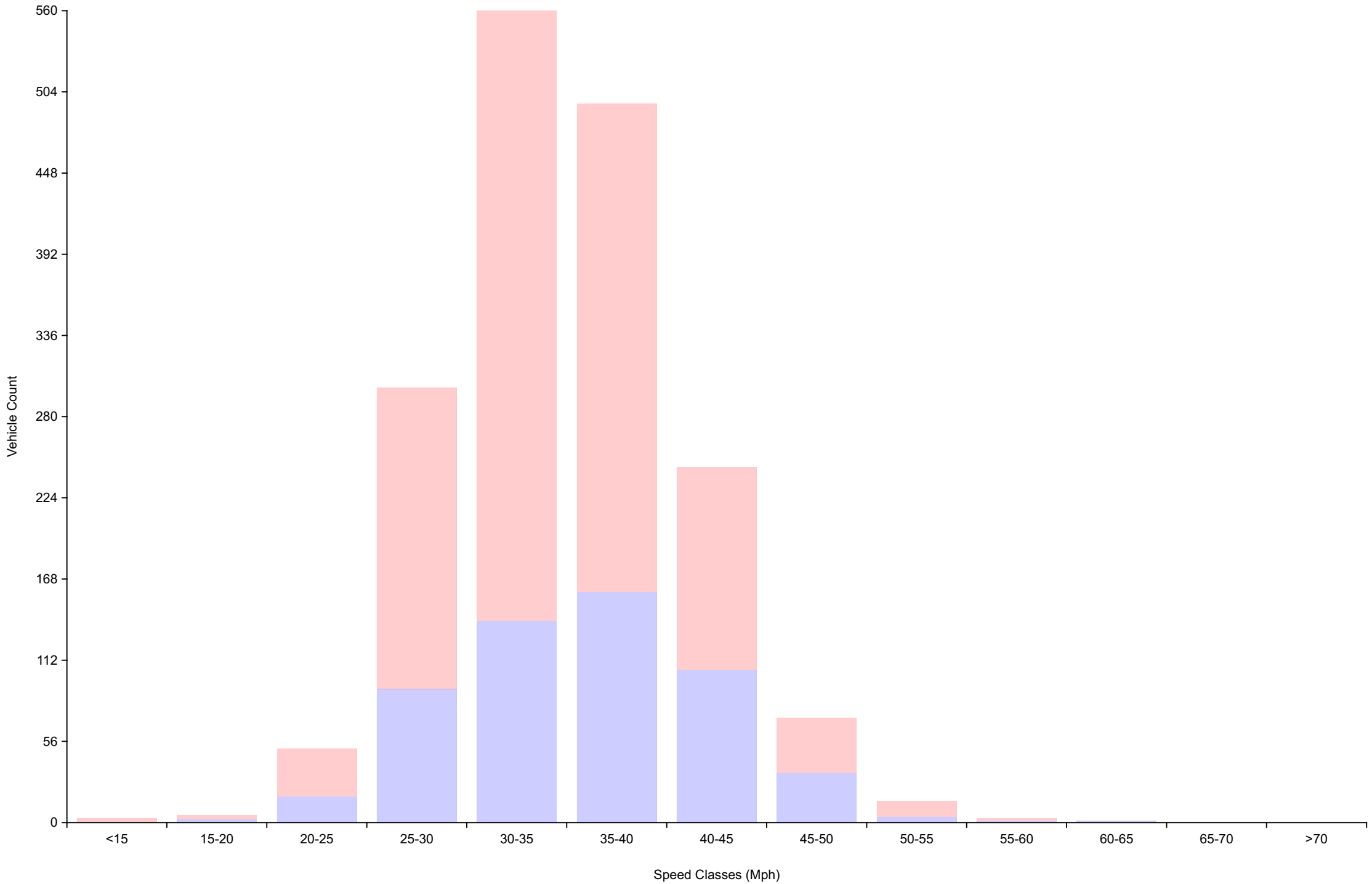
## Daily Overview for Sat Sep 16 2023

(60 Minute Resolution)



# Vehicle Counts By Speed Class

## Daily Overview for Sat Sep 16 2023

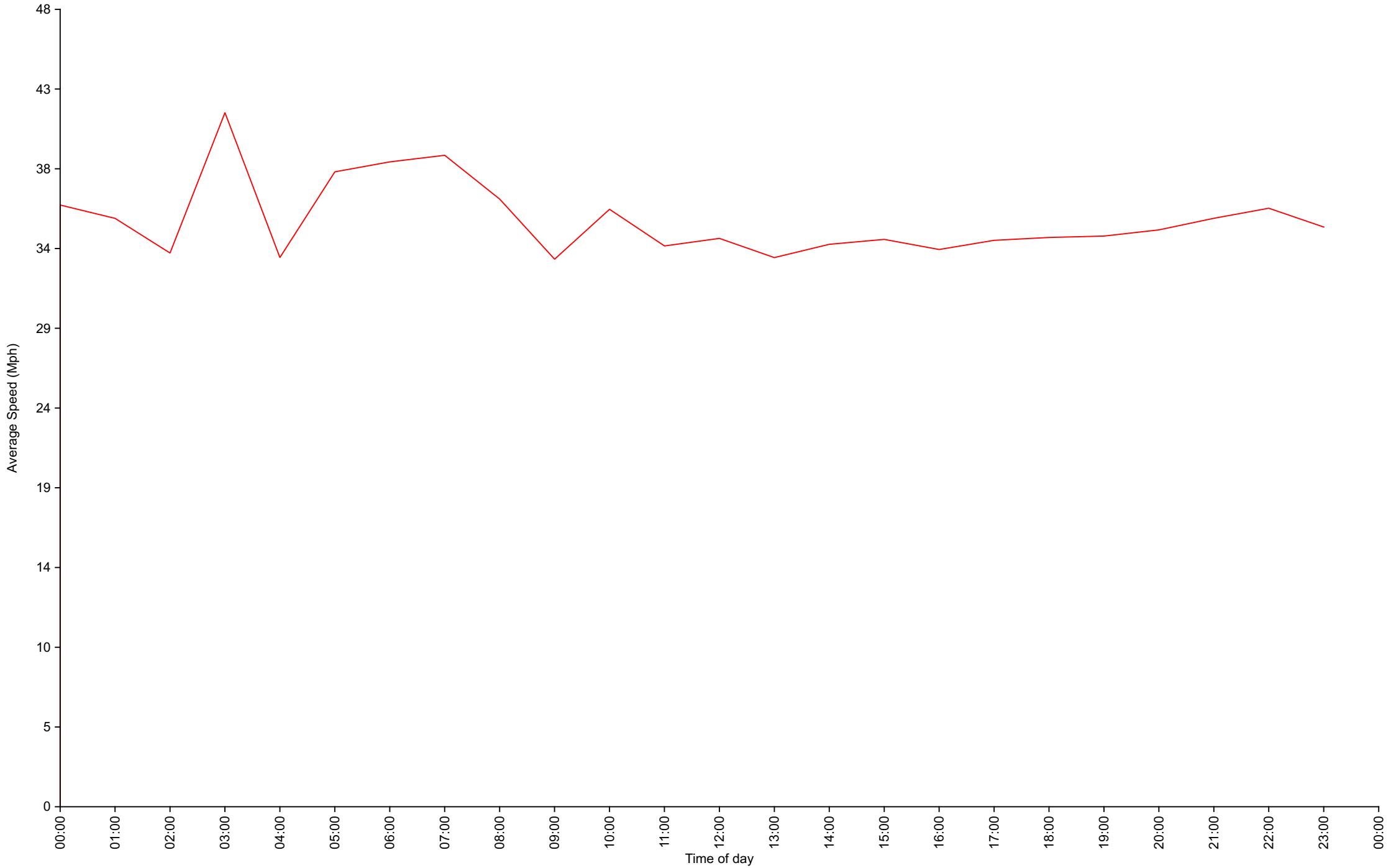




# Average Speed By Hour

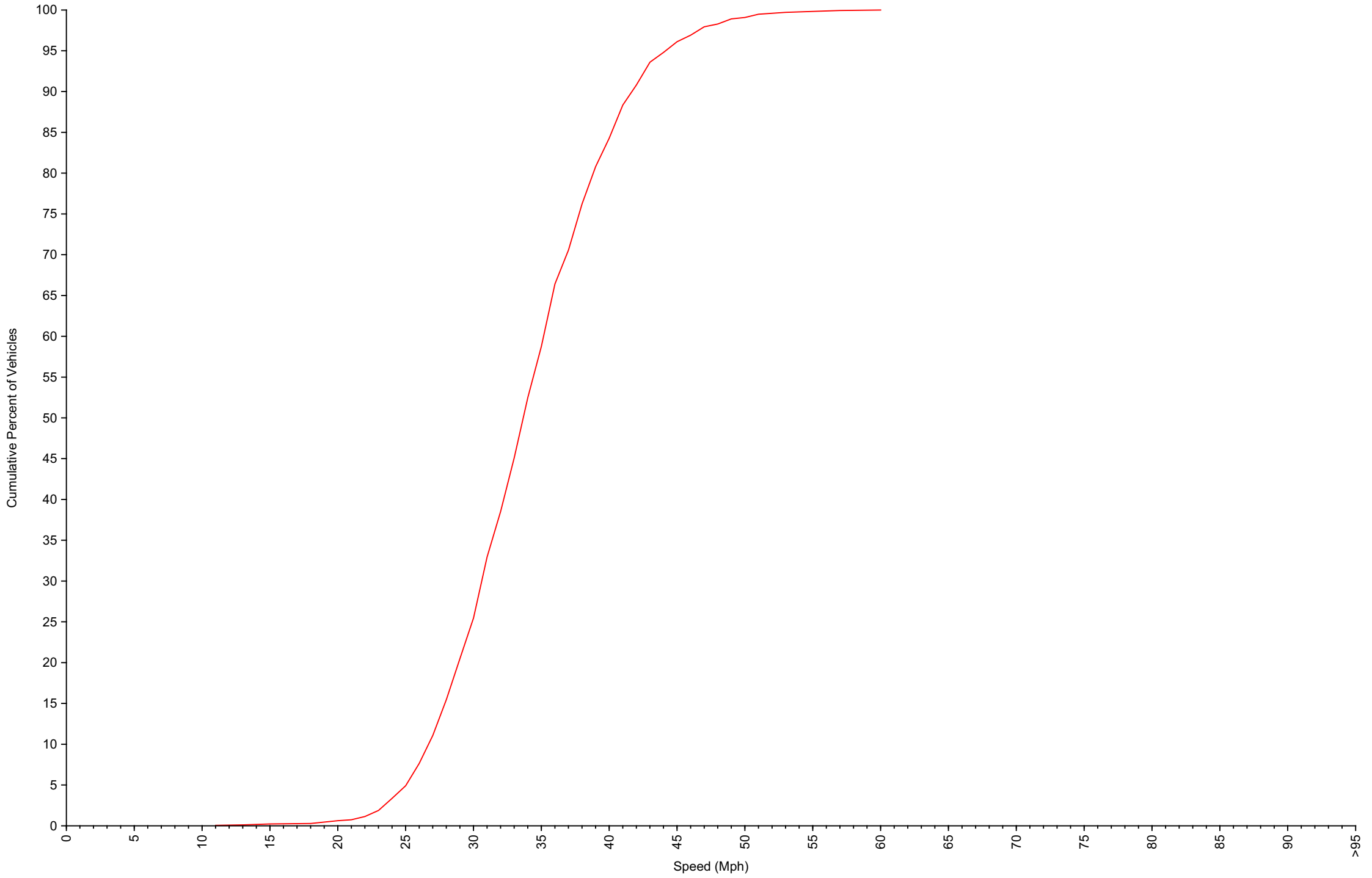
## Daily Overview for Sat Sep 16 2023

(60 Minute Resolution)



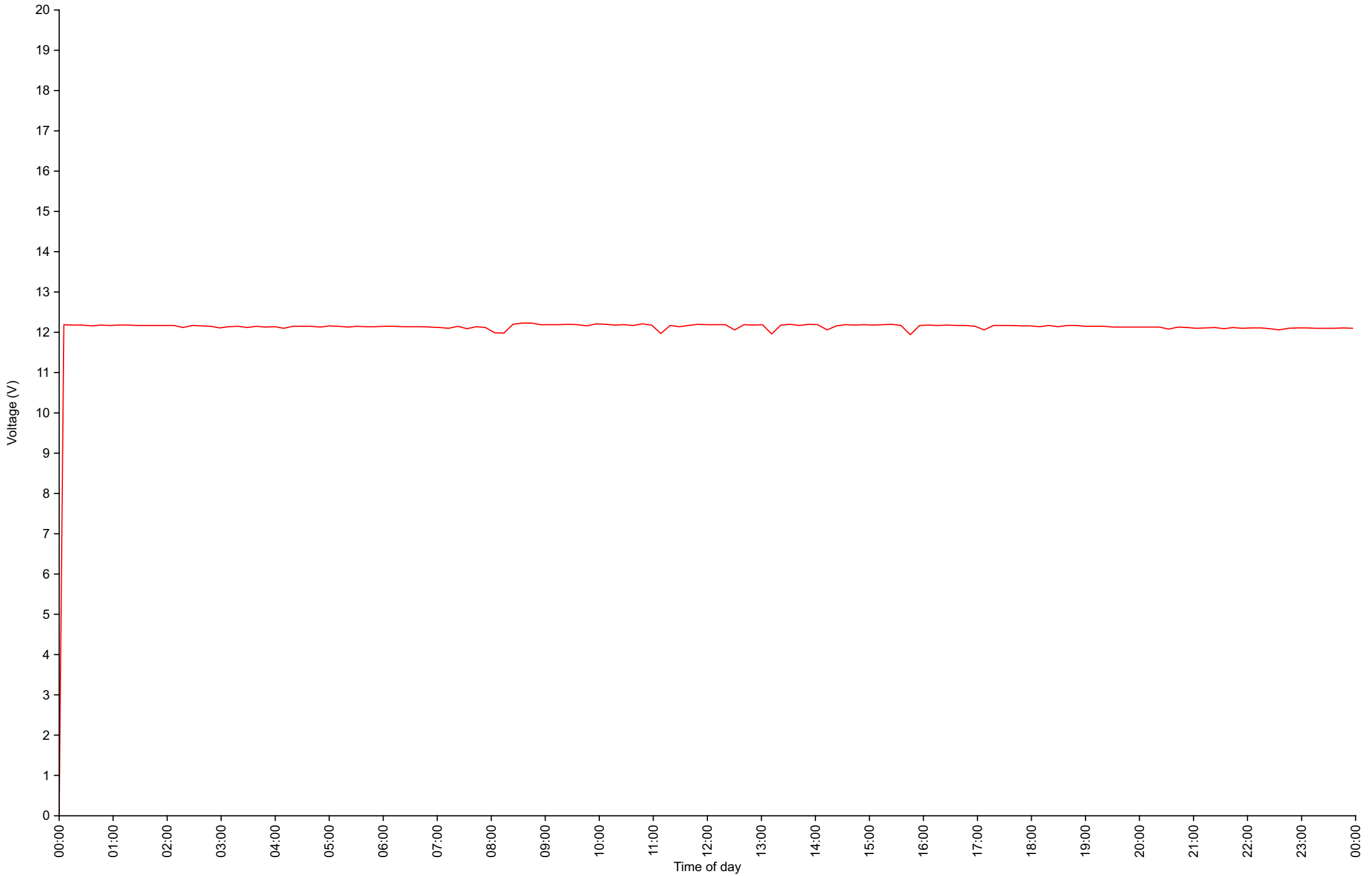
# Cumulative Speed Distribution Curve

## Daily Overview for Sat Sep 16 2023



# Voltage

## Daily Overview for Sat Sep 16 2023



# Traffic Report

Daily Overview for Sun Sep 17 2023

Vehicle Speed Classes (Mph)

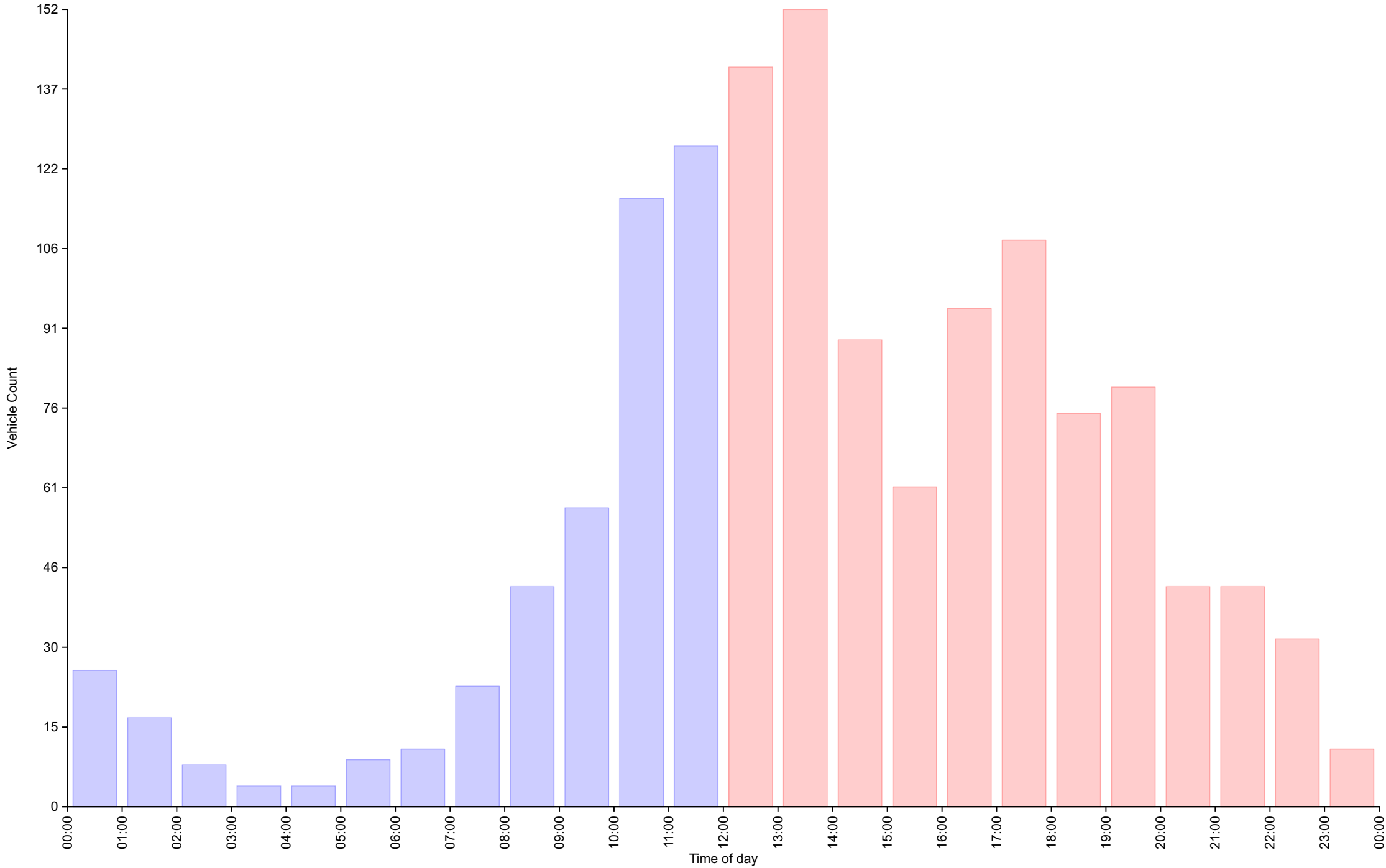
|          | <15   | 15<br>20 | 20<br>25 | 25<br>30 | 30<br>35 | 35<br>40 | 40<br>45 | 45<br>50 | 50<br>55 | 55<br>60 | 60<br>65 | 65<br>70 | >70   | Total | 85th<br>Percentile |
|----------|-------|----------|----------|----------|----------|----------|----------|----------|----------|----------|----------|----------|-------|-------|--------------------|
| 00:00    | 0     | 0        | 0        | 7        | 10       | 7        | 2        | 0        | 0        | 0        | 0        | 0        | 0     | 26    | 36.1               |
| 01:00    | 0     | 0        | 0        | 2        | 2        | 5        | 6        | 1        | 1        | 0        | 0        | 0        | 0     | 17    | 42.4               |
| 02:00    | 0     | 0        | 0        | 1        | 1        | 3        | 2        | 1        | 0        | 0        | 0        | 0        | 0     | 8     | 42.8               |
| 03:00    | 0     | 0        | 0        | 0        | 1        | 2        | 1        | 0        | 0        | 0        | 0        | 0        | 0     | 4     | 40.0               |
| 04:00    | 0     | 0        | 0        | 0        | 0        | 2        | 2        | 0        | 0        | 0        | 0        | 0        | 0     | 4     | 41.6               |
| 05:00    | 0     | 0        | 0        | 1        | 1        | 3        | 3        | 1        | 0        | 0        | 0        | 0        | 0     | 9     | 41.8               |
| 06:00    | 0     | 0        | 0        | 3        | 1        | 2        | 1        | 4        | 0        | 0        | 0        | 0        | 0     | 11    | 45.7               |
| 07:00    | 0     | 0        | 0        | 4        | 3        | 8        | 6        | 1        | 0        | 1        | 0        | 0        | 0     | 23    | 42.6               |
| 08:00    | 0     | 0        | 0        | 5        | 8        | 15       | 9        | 5        | 0        | 0        | 0        | 0        | 0     | 42    | 43.4               |
| 09:00    | 0     | 0        | 1        | 8        | 9        | 19       | 14       | 4        | 1        | 1        | 0        | 0        | 0     | 57    | 42.7               |
| 10:00    | 0     | 0        | 0        | 16       | 30       | 45       | 20       | 4        | 0        | 1        | 0        | 0        | 0     | 116   | 40.2               |
| 11:00    | 0     | 1        | 1        | 15       | 41       | 45       | 18       | 5        | 0        | 0        | 0        | 0        | 0     | 126   | 40.0               |
| 12:00    | 0     | 0        | 3        | 16       | 52       | 42       | 22       | 4        | 2        | 0        | 0        | 0        | 0     | 141   | 39.6               |
| 13:00    | 0     | 0        | 4        | 29       | 63       | 39       | 12       | 5        | 0        | 0        | 0        | 0        | 0     | 152   | 37.7               |
| 14:00    | 0     | 2        | 1        | 17       | 31       | 33       | 4        | 1        | 0        | 0        | 0        | 0        | 0     | 89    | 37.9               |
| 15:00    | 0     | 0        | 2        | 15       | 29       | 14       | 0        | 1        | 0        | 0        | 0        | 0        | 0     | 61    | 35.4               |
| 16:00    | 0     | 0        | 1        | 9        | 33       | 28       | 16       | 8        | 0        | 0        | 0        | 0        | 0     | 95    | 41.3               |
| 17:00    | 0     | 0        | 0        | 15       | 41       | 30       | 18       | 2        | 2        | 0        | 0        | 0        | 0     | 108   | 39.7               |
| 18:00    | 0     | 0        | 1        | 13       | 20       | 25       | 13       | 2        | 1        | 0        | 0        | 0        | 0     | 75    | 39.8               |
| 19:00    | 0     | 0        | 0        | 7        | 25       | 31       | 14       | 3        | 0        | 0        | 0        | 0        | 0     | 80    | 40.0               |
| 20:00    | 0     | 0        | 0        | 9        | 10       | 16       | 4        | 3        | 0        | 0        | 0        | 0        | 0     | 42    | 38.7               |
| 21:00    | 0     | 0        | 0        | 4        | 15       | 15       | 4        | 2        | 2        | 0        | 0        | 0        | 0     | 42    | 41.7               |
| 22:00    | 0     | 0        | 0        | 6        | 16       | 6        | 3        | 1        | 0        | 0        | 0        | 0        | 0     | 32    | 38.7               |
| 23:00    | 0     | 0        | 2        | 1        | 6        | 1        | 0        | 1        | 0        | 0        | 0        | 0        | 0     | 11    | 34.4               |
| AM Total | 0     | 1        | 2        | 62       | 107      | 156      | 84       | 26       | 2        | 3        | 0        | 0        | 0     |       |                    |
| PM Total | 0     | 2        | 14       | 141      | 341      | 280      | 110      | 33       | 7        | 0        | 0        | 0        | 0     |       |                    |
| Total    | 0     | 3        | 16       | 203      | 448      | 436      | 194      | 59       | 9        | 3        | 0        | 0        | 0     |       |                    |
| Percent  | 0.00% | 0.22%    | 1.17%    | 14.81%   | 32.68%   | 31.80%   | 14.15%   | 4.30%    | 0.66%    | 0.22%    | 0.00%    | 0.00%    | 0.00% |       |                    |

Total Vehicles : 1371  
 30th Percentile : 31.3 MPH  
 50th Percentile : 34.2 MPH  
 85th Percentile : 39.9 MPH  
 95th Percentile : 44.1 MPH  
 Average Speed : 35.0 MPH  
 Highest Speed : 57.0 MPH

# Vehicle Counts By Hour

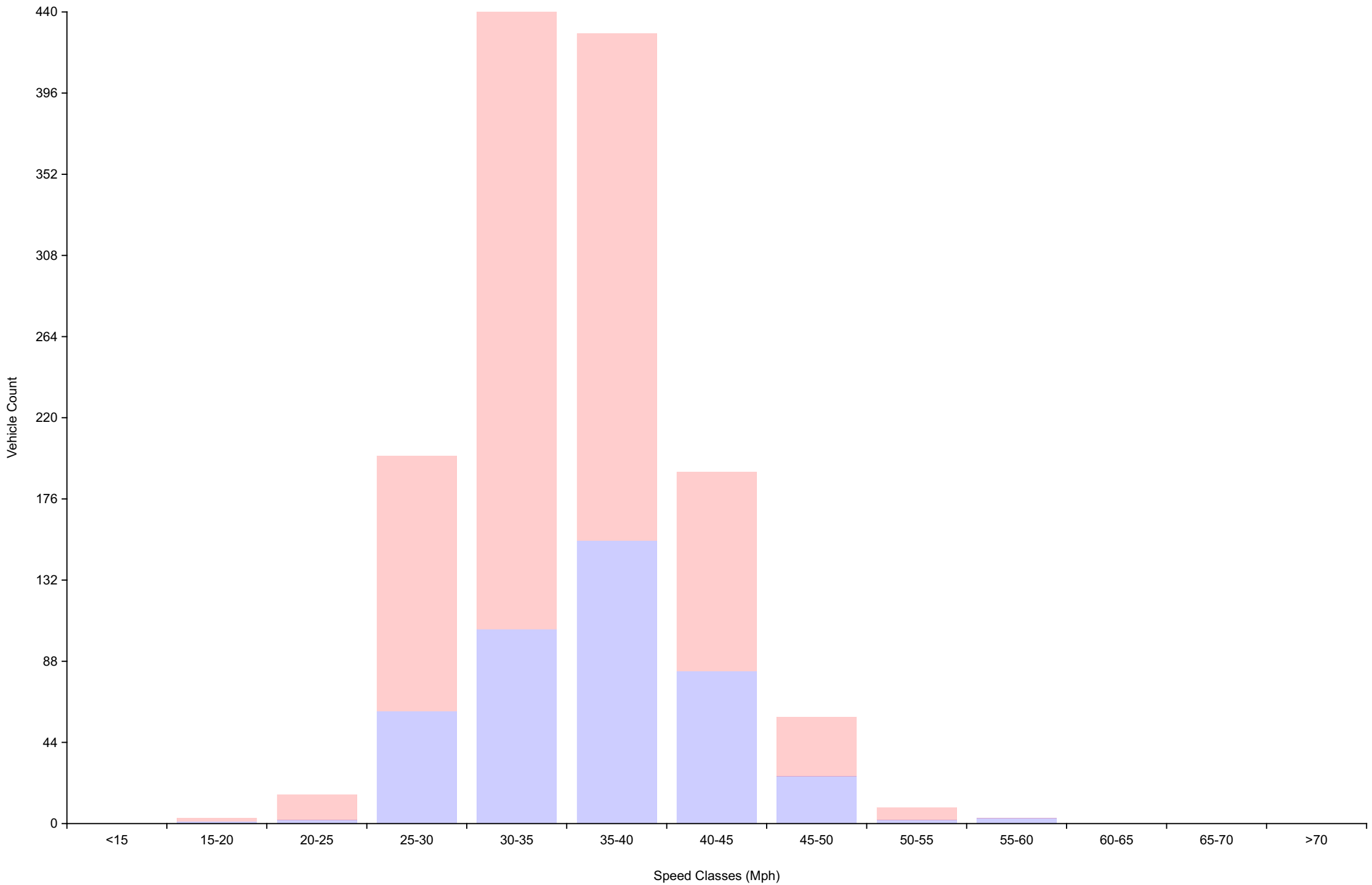
## Daily Overview for Sun Sep 17 2023

(60 Minute Resolution)



# Vehicle Counts By Speed Class

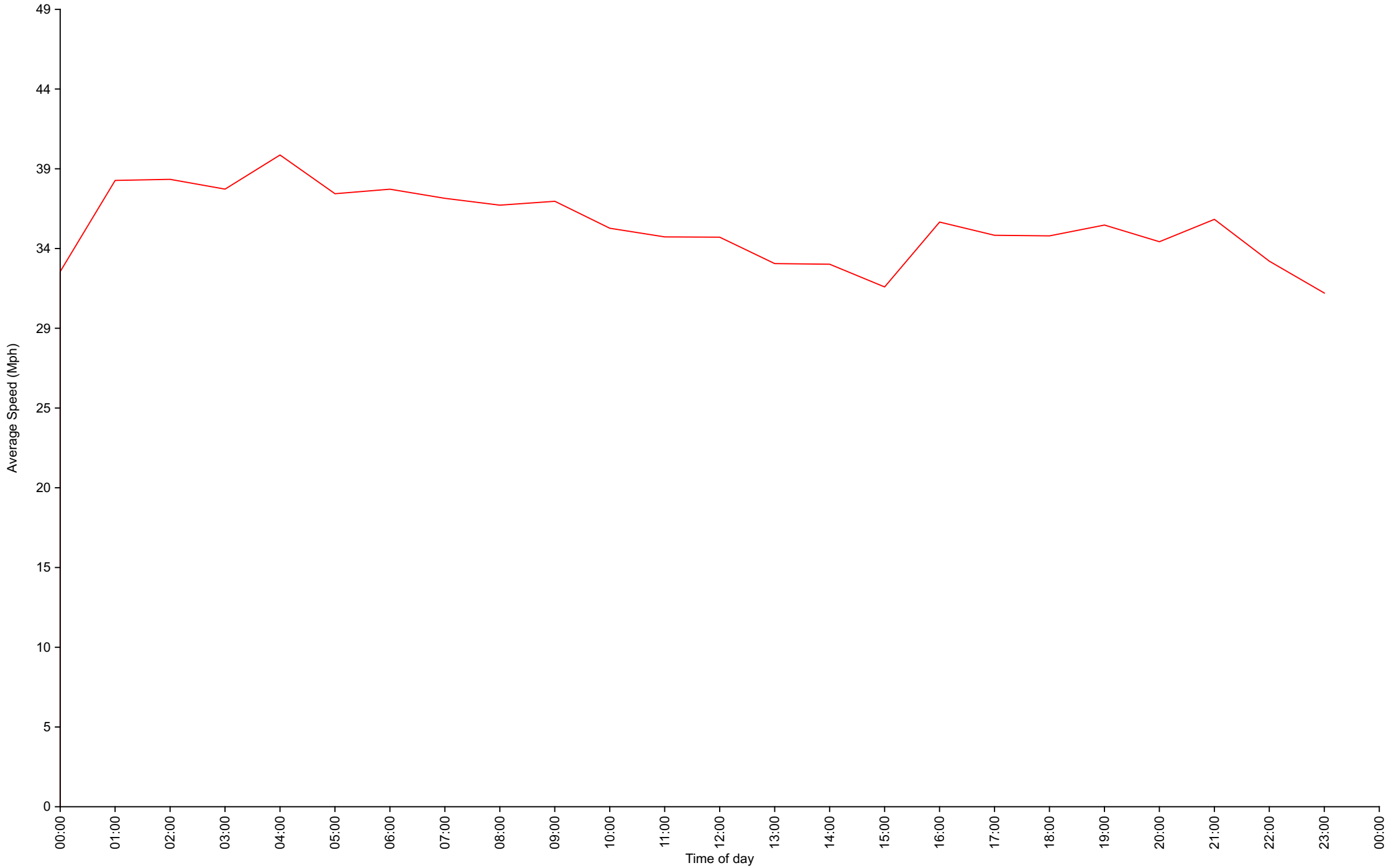
## Daily Overview for Sun Sep 17 2023



# Average Speed By Hour

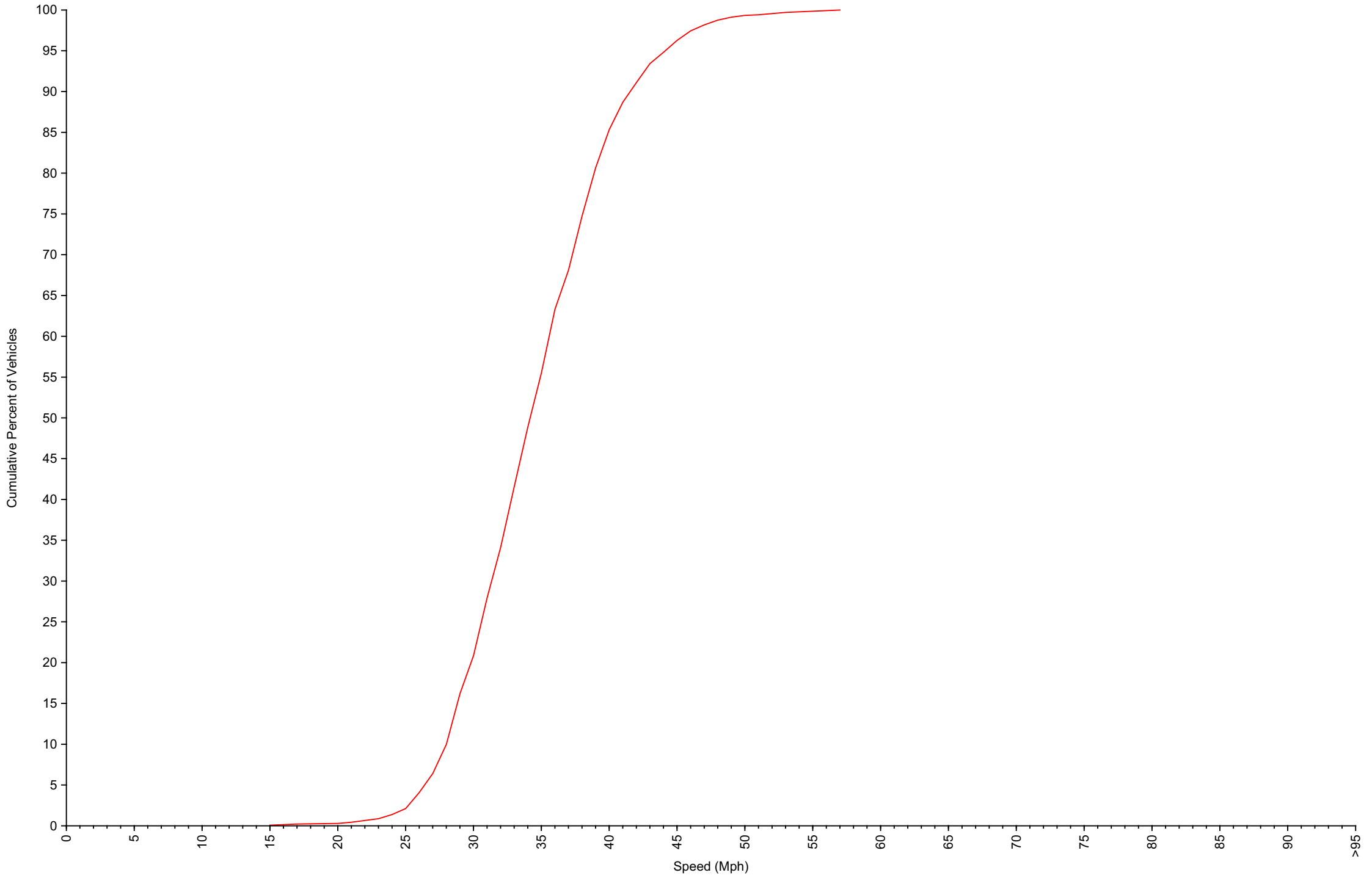
## Daily Overview for Sun Sep 17 2023

(60 Minute Resolution)



# Cumulative Speed Distribution Curve

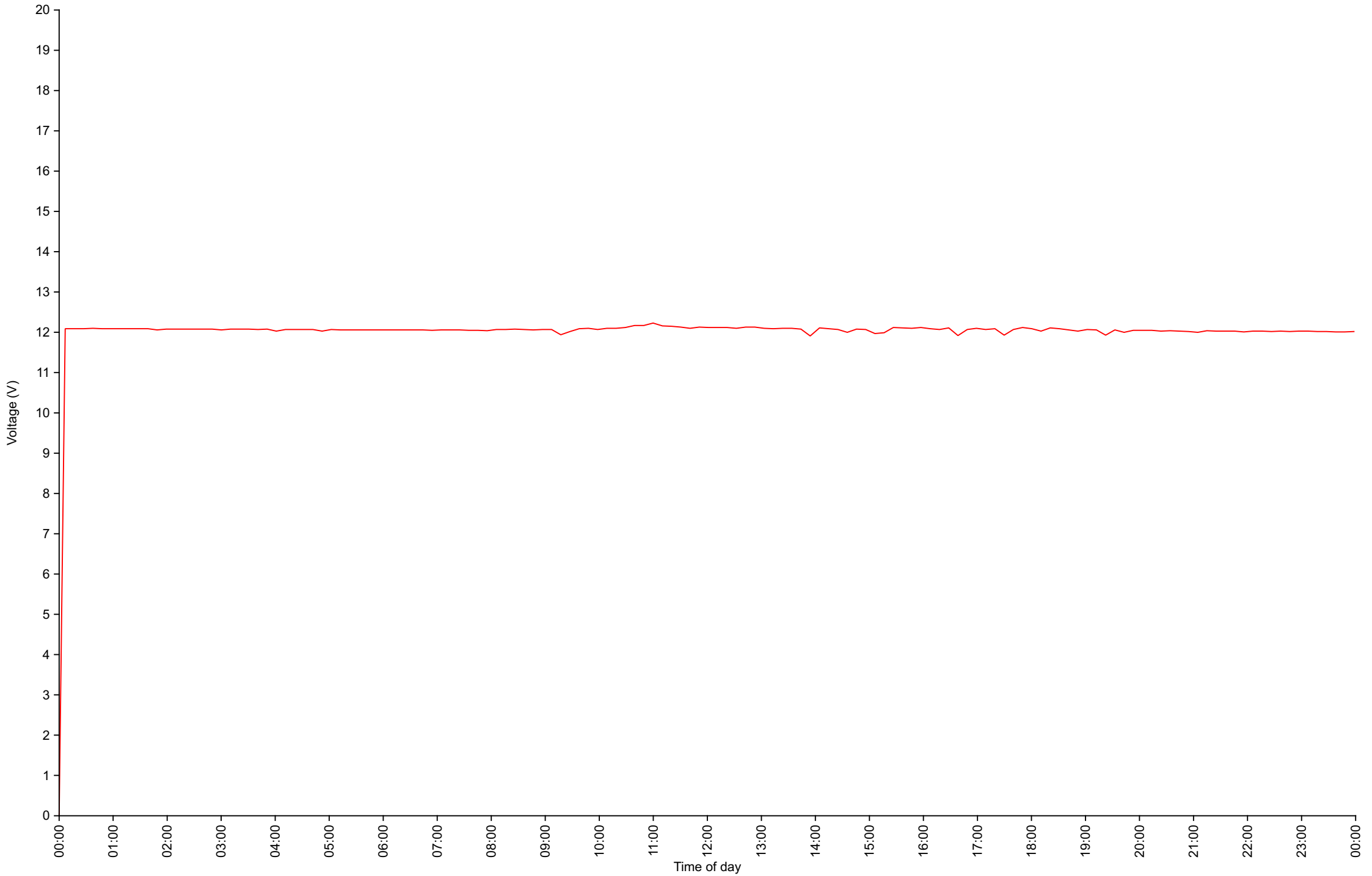
## Daily Overview for Sun Sep 17 2023





# Voltage

## Daily Overview for Sun Sep 17 2023



# Traffic Report

Daily Overview for Mon Sep 18 2023

Vehicle Speed Classes (Mph)

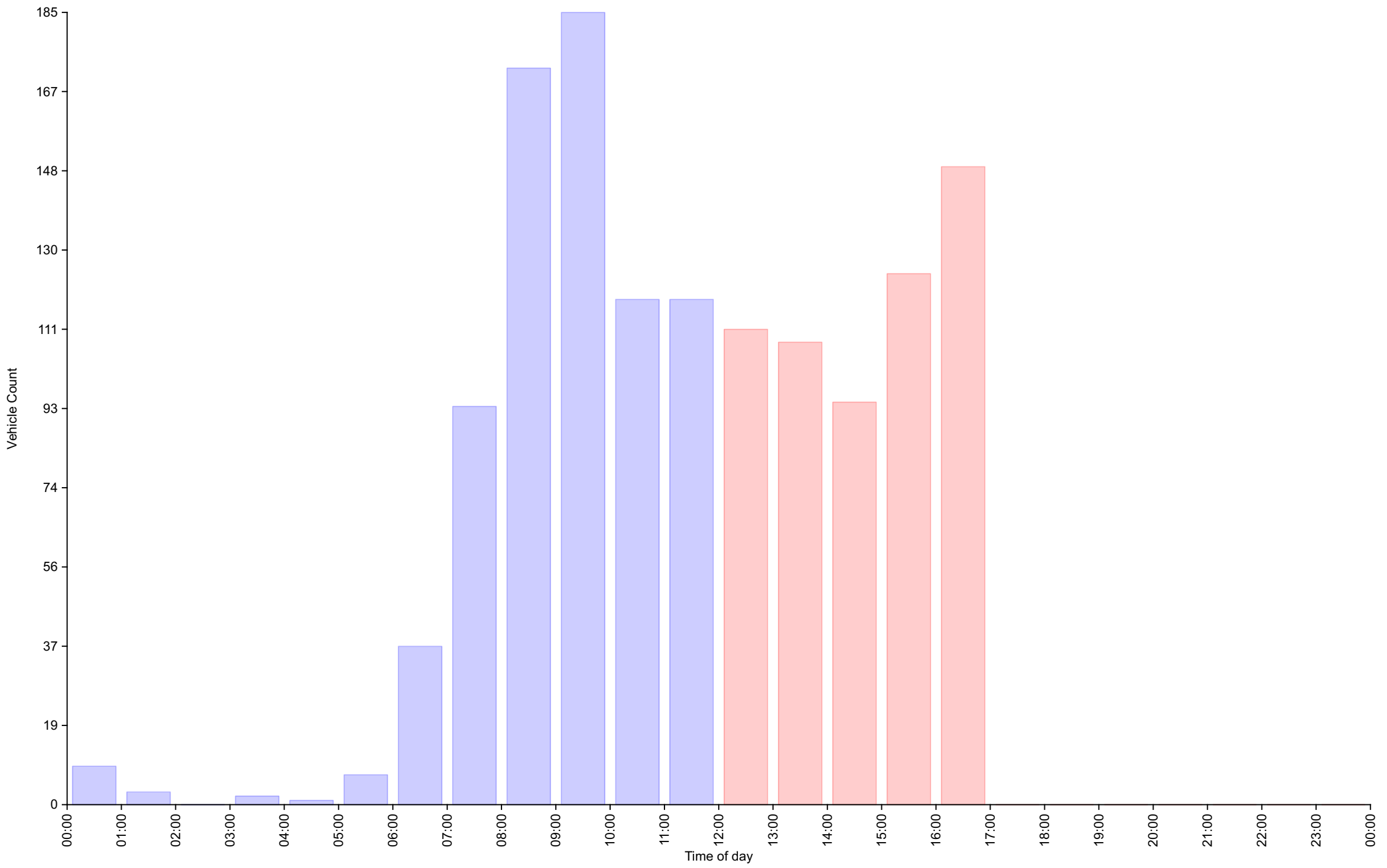
|          | <15      | 15<br>20 | 20<br>25 | 25<br>30  | 30<br>35  | 35<br>40   | 40<br>45  | 45<br>50 | 50<br>55 | 55<br>60 | 60<br>65 | 65<br>70 | >70 | Total      | 85th<br>Percentile |
|----------|----------|----------|----------|-----------|-----------|------------|-----------|----------|----------|----------|----------|----------|-----|------------|--------------------|
| 00:00    | 0        | 0        | 1        | 0         | 2         | 2          | 3         | 1        | 0        | 0        | 0        | 0        | 0   | 9          | 41.3               |
| 01:00    | 0        | 0        | 0        | 1         | 1         | 1          | 0         | 0        | 0        | 0        | 0        | 0        | 0   | 3          | 36.8               |
| 02:00    | 0        | 0        | 0        | 0         | 0         | 0          | 0         | 0        | 0        | 0        | 0        | 0        | 0   | 0          | 0.0                |
| 03:00    | 0        | 0        | 0        | 0         | 1         | 1          | 0         | 0        | 0        | 0        | 0        | 0        | 0   | 2          | 35.9               |
| 04:00    | 0        | 0        | 0        | 0         | 0         | 1          | 0         | 0        | 0        | 0        | 0        | 0        | 0   | 1          | 38.9               |
| 05:00    | 0        | 0        | 0        | 1         | 1         | 3          | 2         | 0        | 0        | 0        | 0        | 0        | 0   | 7          | 41.9               |
| 06:00    | 0        | 0        | 0        | 5         | 10        | 10         | 8         | 3        | <b>1</b> | 0        | 0        | 0        | 0   | 37         | <b>43.2</b>        |
| 07:00    | 0        | 0        | 1        | 10        | 16        | 34         | 23        | <b>9</b> | 0        | 0        | 0        | 0        | 0   | 93         | 42.7               |
| 08:00    | 0        | <b>1</b> | 3        | 25        | 41        | 57         | <b>38</b> | 6        | 1        | 0        | 0        | 0        | 0   | 172        | 40.9               |
| 09:00    | 0        | 0        | 3        | <b>31</b> | <b>60</b> | <b>64</b>  | 23        | 3        | 1        | 0        | 0        | 0        | 0   | <b>185</b> | 38.9               |
| 10:00    | 0        | 0        | 3        | 21        | 37        | 37         | 17        | 2        | 0        | <b>1</b> | 0        | 0        | 0   | 118        | 39.5               |
| 11:00    | <b>1</b> | 0        | <b>9</b> | 25        | 33        | 25         | 23        | 2        | 0        | 0        | 0        | 0        | 0   | 118        | 40.5               |
| 12:00    | 0        | 0        | 2        | 19        | 35        | 34         | 17        | 4        | 0        | 0        | 0        | 0        | 0   | 111        | 40.1               |
| 13:00    | 0        | 0        | 1        | 19        | 36        | 37         | 12        | 3        | 0        | 0        | 0        | 0        | 0   | 108        | 38.6               |
| 14:00    | 0        | 0        | 2        | 14        | 18        | 38         | 15        | 6        | 1        | 0        | 0        | 0        | 0   | 94         | 40.7               |
| 15:00    | 0        | 0        | <b>4</b> | 26        | 21        | 33         | <b>30</b> | <b>7</b> | <b>3</b> | 0        | 0        | 0        | 0   | 124        | <b>42.6</b>        |
| 16:00    | 0        | 0        | 1        | <b>31</b> | <b>54</b> | <b>48</b>  | 11        | 3        | 1        | 0        | 0        | 0        | 0   | <b>149</b> | 38.1               |
| 17:00    | 0        | 0        | 0        | 0         | 0         | 0          | 0         | 0        | 0        | 0        | 0        | 0        | 0   | 0          | 0.0                |
| 18:00    | 0        | 0        | 0        | 0         | 0         | 0          | 0         | 0        | 0        | 0        | 0        | 0        | 0   | 0          | 0.0                |
| 19:00    | 0        | 0        | 0        | 0         | 0         | 0          | 0         | 0        | 0        | 0        | 0        | 0        | 0   | 0          | 0.0                |
| 20:00    | 0        | 0        | 0        | 0         | 0         | 0          | 0         | 0        | 0        | 0        | 0        | 0        | 0   | 0          | 0.0                |
| 21:00    | 0        | 0        | 0        | 0         | 0         | 0          | 0         | 0        | 0        | 0        | 0        | 0        | 0   | 0          | 0.0                |
| 22:00    | 0        | 0        | 0        | 0         | 0         | 0          | 0         | 0        | 0        | 0        | 0        | 0        | 0   | 0          | 0.0                |
| 23:00    | 0        | 0        | 0        | 0         | 0         | 0          | 0         | 0        | 0        | 0        | 0        | 0        | 0   | 0          | 0.0                |
| AM Total | 1        | 1        | 20       | 119       | 202       | <b>235</b> | 137       | 26       | 3        | 1        | 0        | 0        | 0   |            |                    |
| PM Total | 0        | 0        | 10       | 109       | 164       | <b>190</b> | 85        | 23       | 5        | 0        | 0        | 0        | 0   |            |                    |

|         |       |       |       |        |        |               |        |       |       |       |       |       |       |  |  |
|---------|-------|-------|-------|--------|--------|---------------|--------|-------|-------|-------|-------|-------|-------|--|--|
| Total   | 1     | 1     | 30    | 228    | 366    | <b>425</b>    | 222    | 49    | 8     | 1     | 0     | 0     | 0     |  |  |
| Percent | 0.08% | 0.08% | 2.25% | 17.13% | 27.50% | <b>31.93%</b> | 16.68% | 3.68% | 0.60% | 0.08% | 0.00% | 0.00% | 0.00% |  |  |

Total Vehicles : 1331  
 30th Percentile : 31.0 MPH  
 50th Percentile : 34.5 MPH  
 85th Percentile : 40.2 MPH  
 95th Percentile : 43.7 MPH  
 Average Speed : 34.9 MPH  
 Highest Speed : 57.7 MPH

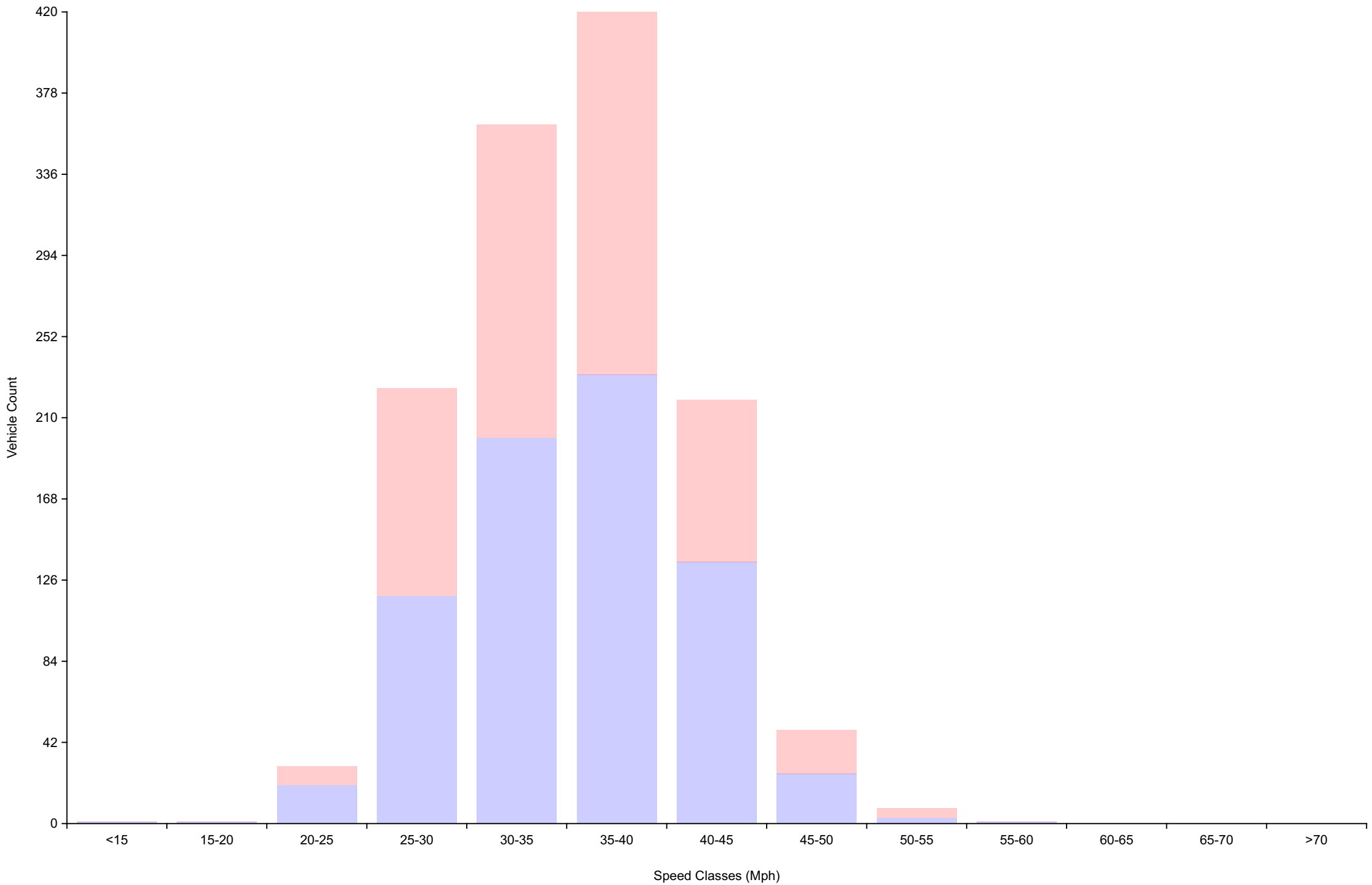
# Vehicle Counts By Hour

Daily Overview for Mon Sep 18 2023  
(60 Minute Resolution)

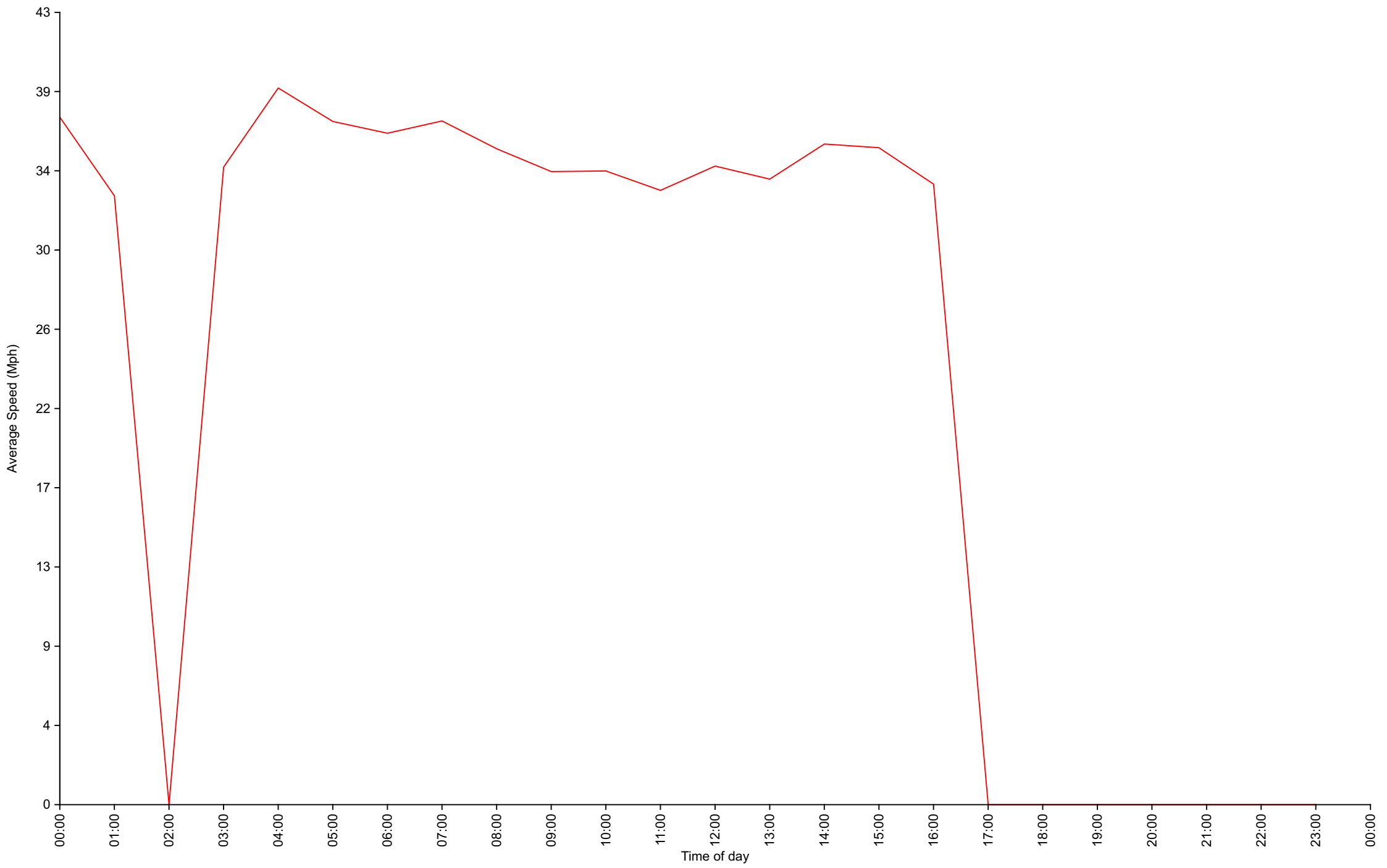


# Vehicle Counts By Speed Class

## Daily Overview for Mon Sep 18 2023

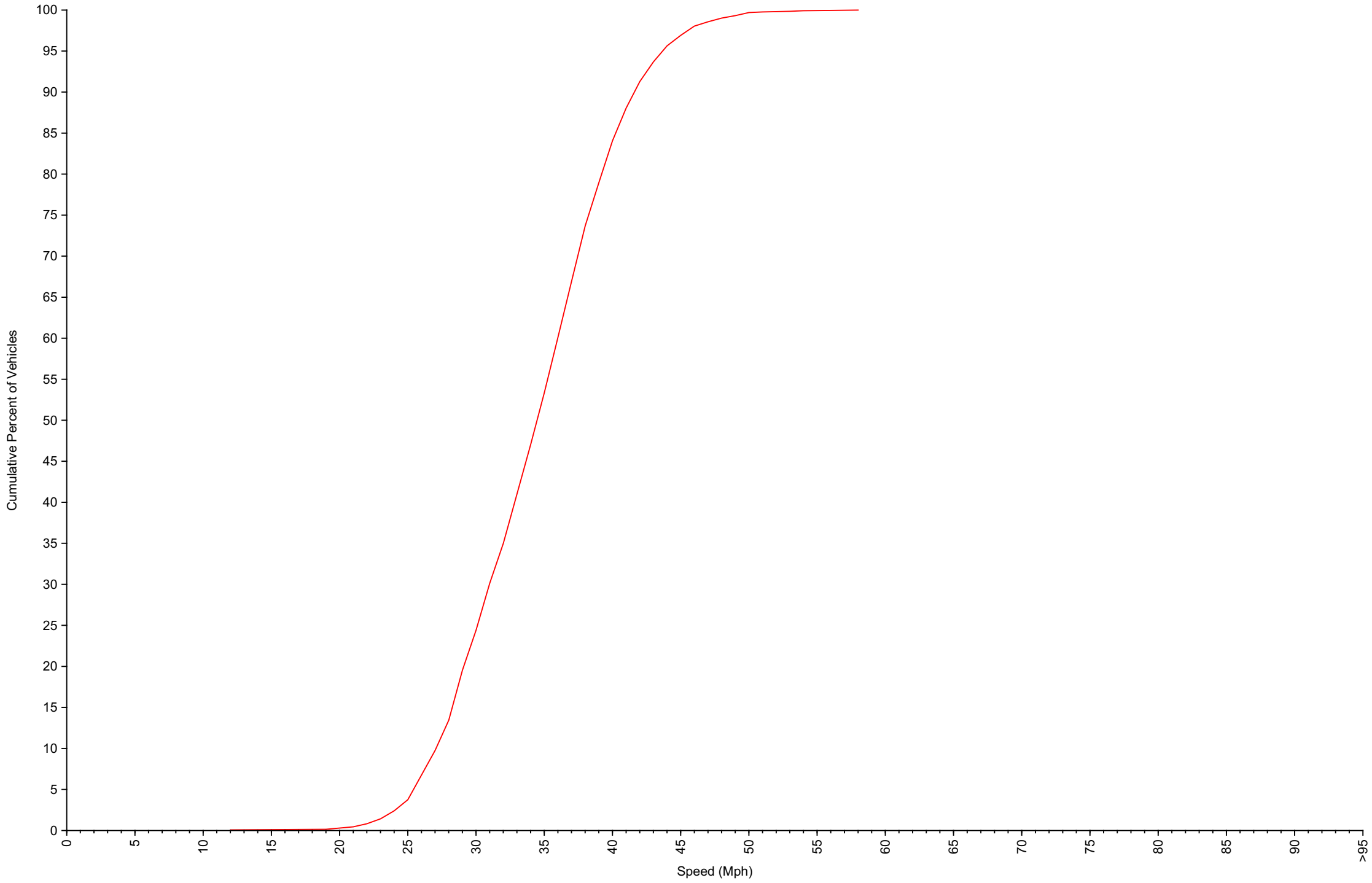


Average Speed By Hour  
Daily Overview for Mon Sep 18 2023  
(60 Minute Resolution)



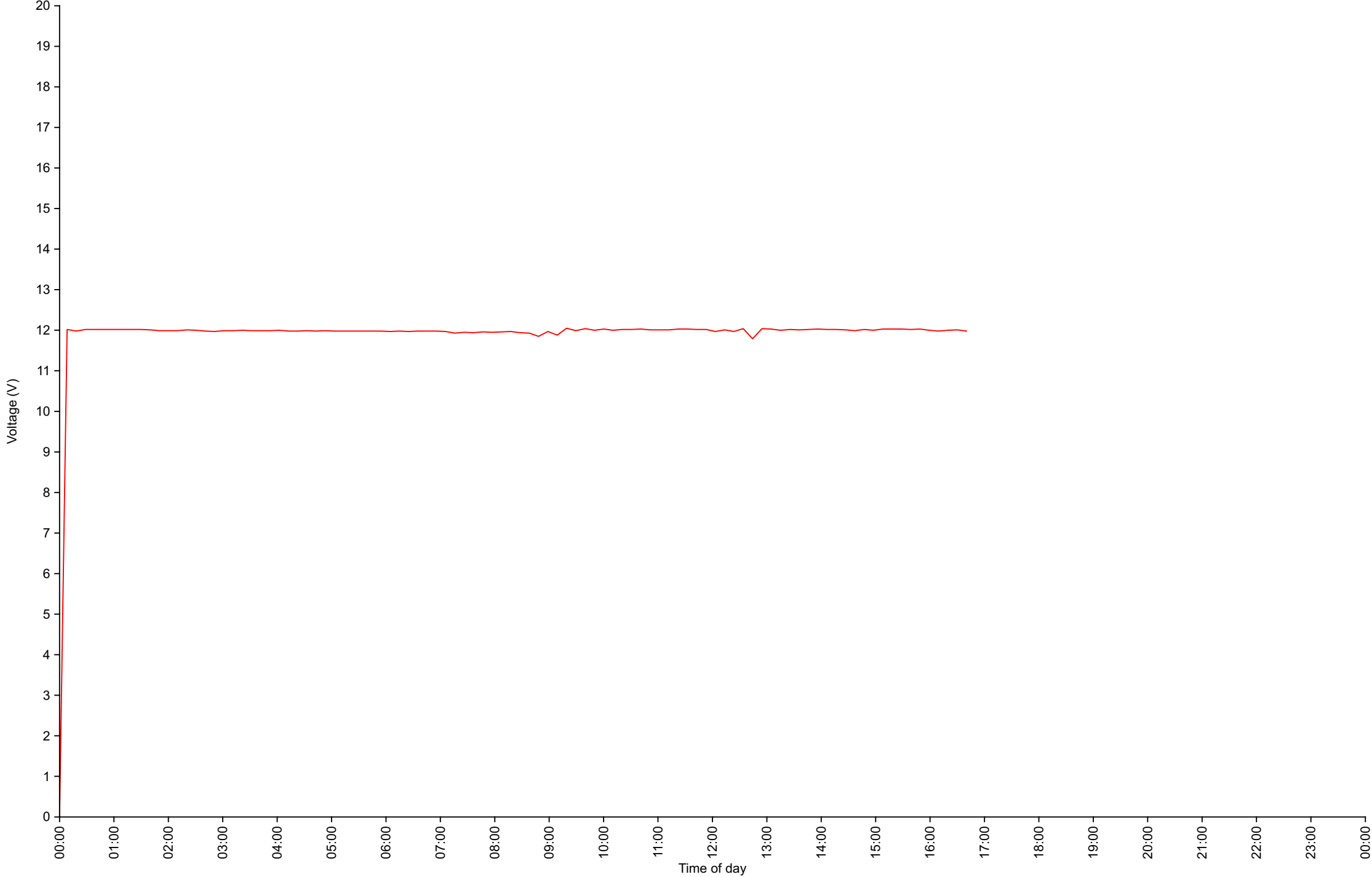
# Cumulative Speed Distribution Curve

## Daily Overview for Mon Sep 18 2023



# Voltage

## Daily Overview for Mon Sep 18 2023



# Traffic Report

Daily Overview for Thu Sep 21 2023

*Vehicle Speed Classes (Mph)*

|          | <15      | 15<br>20 | 20<br>25  | 25<br>30  | 30<br>35   | 35<br>40  | 40<br>45  | 45<br>50  | 50<br>55 | 55<br>60 | 60<br>65 | 65<br>70 | >70 | Total      | 85th<br>Percentile |
|----------|----------|----------|-----------|-----------|------------|-----------|-----------|-----------|----------|----------|----------|----------|-----|------------|--------------------|
| 00:00    | 0        | 0        | 0         | 0         | 0          | 0         | 0         | 0         | 0        | 0        | 0        | 0        | 0   | 0          | 0.0                |
| 01:00    | 0        | 0        | 0         | 0         | 0          | 0         | 0         | 0         | 0        | 0        | 0        | 0        | 0   | 0          | 0.0                |
| 02:00    | 0        | 0        | 0         | 0         | 0          | 0         | 0         | 0         | 0        | 0        | 0        | 0        | 0   | 0          | 0.0                |
| 03:00    | 0        | 0        | 0         | 0         | 0          | 0         | 0         | 0         | 0        | 0        | 0        | 0        | 0   | 0          | 0.0                |
| 04:00    | 0        | 0        | 0         | 0         | 0          | 0         | 0         | 0         | 0        | 0        | 0        | 0        | 0   | 0          | 0.0                |
| 05:00    | 0        | 0        | 0         | 0         | 0          | 0         | 0         | 0         | 0        | 0        | 0        | 0        | 0   | 0          | 0.0                |
| 06:00    | 0        | 0        | 0         | 0         | 0          | 0         | 0         | 0         | 0        | 0        | 0        | 0        | 0   | 0          | 0.0                |
| 07:00    | 0        | 0        | 0         | 0         | 0          | 0         | 0         | 0         | 0        | 0        | 0        | 0        | 0   | 0          | 0.0                |
| 08:00    | 0        | 0        | 0         | 0         | 0          | 0         | 0         | 0         | 0        | 0        | 0        | 0        | 0   | 0          | 0.0                |
| 09:00    | 0        | 0        | 0         | 0         | 0          | 0         | 0         | 0         | 0        | 0        | 0        | 0        | 0   | 0          | 0.0                |
| 10:00    | 0        | 0        | 0         | 11        | 29         | 40        | 17        | <b>6</b>  | <b>1</b> | 0        | 0        | 0        | 0   | 104        | <b>41.7</b>        |
| 11:00    | 0        | <b>1</b> | <b>7</b>  | <b>21</b> | <b>34</b>  | <b>44</b> | <b>20</b> | 3         | 0        | 0        | 0        | 0        | 0   | <b>130</b> | 39.5               |
| 12:00    | 0        | 1        | 8         | 26        | 42         | 36        | 22        | 5         | 0        | 0        | 0        | 0        | 0   | 140        | 39.9               |
| 13:00    | 0        | 0        | 8         | 18        | 43         | 44        | 30        | 6         | 0        | 0        | 0        | 0        | 0   | 149        | 40.3               |
| 14:00    | 0        | 0        | 2         | 31        | 50         | 58        | 18        | 4         | 1        | 0        | 0        | 0        | 0   | 164        | 38.8               |
| 15:00    | <b>1</b> | 2        | 6         | 32        | 56         | 47        | 21        | <b>10</b> | 0        | 0        | 0        | 0        | 0   | 175        | 39.7               |
| 16:00    | 0        | 1        | <b>10</b> | <b>49</b> | 67         | 46        | 27        | 7         | <b>5</b> | 0        | 0        | 0        | 0   | 212        | 40.3               |
| 17:00    | 0        | <b>5</b> | 2         | 40        | 66         | 54        | 17        | 4         | 1        | 0        | 0        | 0        | 0   | 189        | 38.4               |
| 18:00    | 0        | 1        | 3         | 35        | <b>79</b>  | <b>74</b> | 32        | 9         | 0        | 0        | 0        | 0        | 0   | <b>233</b> | 39.6               |
| 19:00    | 0        | 0        | 0         | 14        | 36         | 60        | <b>34</b> | 7         | 1        | 0        | 0        | 0        | 0   | 152        | <b>42.1</b>        |
| 20:00    | 0        | 0        | 1         | 24        | 34         | 29        | 11        | 2         | 1        | <b>1</b> | 0        | 0        | 0   | 103        | 38.9               |
| 21:00    | 0        | 0        | 6         | 20        | 28         | 27        | 10        | 3         | 0        | 0        | 0        | 0        | 0   | 94         | 38.0               |
| 22:00    | 0        | 0        | 5         | 6         | 10         | 15        | 7         | 2         | 0        | 0        | 0        | 0        | 0   | 45         | 40.1               |
| 23:00    | 0        | 0        | 0         | 3         | 7          | 8         | 5         | 1         | 0        | 0        | 0        | 0        | 0   | 24         | 40.7               |
| AM Total | 0        | 1        | 7         | 32        | 63         | <b>84</b> | 37        | 9         | 1        | 0        | 0        | 0        | 0   |            |                    |
| PM Total | 1        | 10       | 51        | 298       | <b>518</b> | 498       | 234       | 60        | 9        | 1        | 0        | 0        | 0   |            |                    |

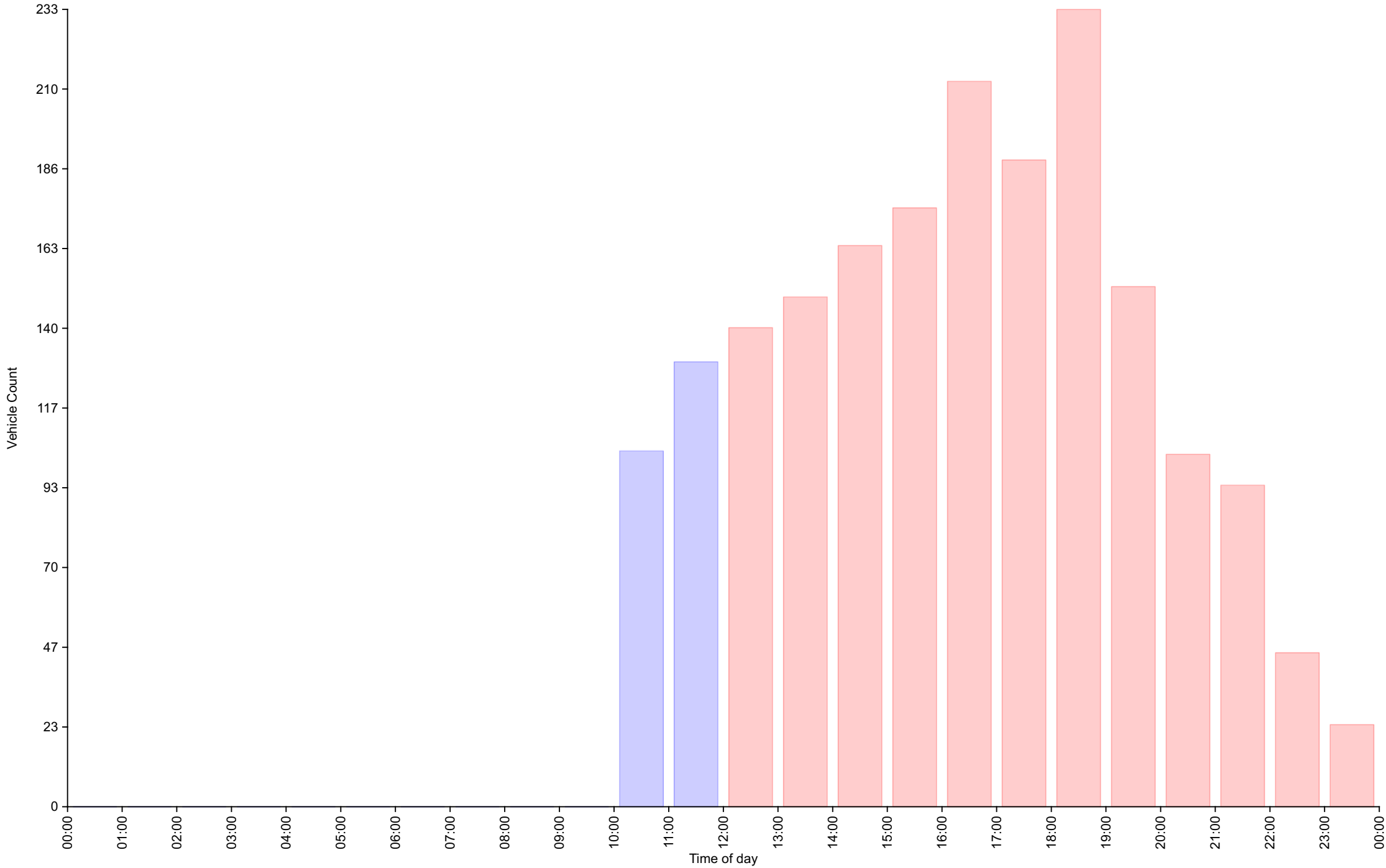
|         |       |       |       |        |        |               |        |       |       |       |       |       |       |  |  |
|---------|-------|-------|-------|--------|--------|---------------|--------|-------|-------|-------|-------|-------|-------|--|--|
| Total   | 1     | 11    | 58    | 330    | 581    | <b>582</b>    | 271    | 69    | 10    | 1     | 0     | 0     | 0     |  |  |
| Percent | 0.05% | 0.57% | 3.03% | 17.24% | 30.36% | <b>30.41%</b> | 14.16% | 3.61% | 0.52% | 0.05% | 0.00% | 0.00% | 0.00% |  |  |

Total Vehicles : 1914  
 30th Percentile : 30.7 MPH  
 50th Percentile : 33.8 MPH  
 85th Percentile : 39.8 MPH  
 95th Percentile : 43.3 MPH  
 Average Speed : 34.4 MPH  
 Highest Speed : 59.1 MPH



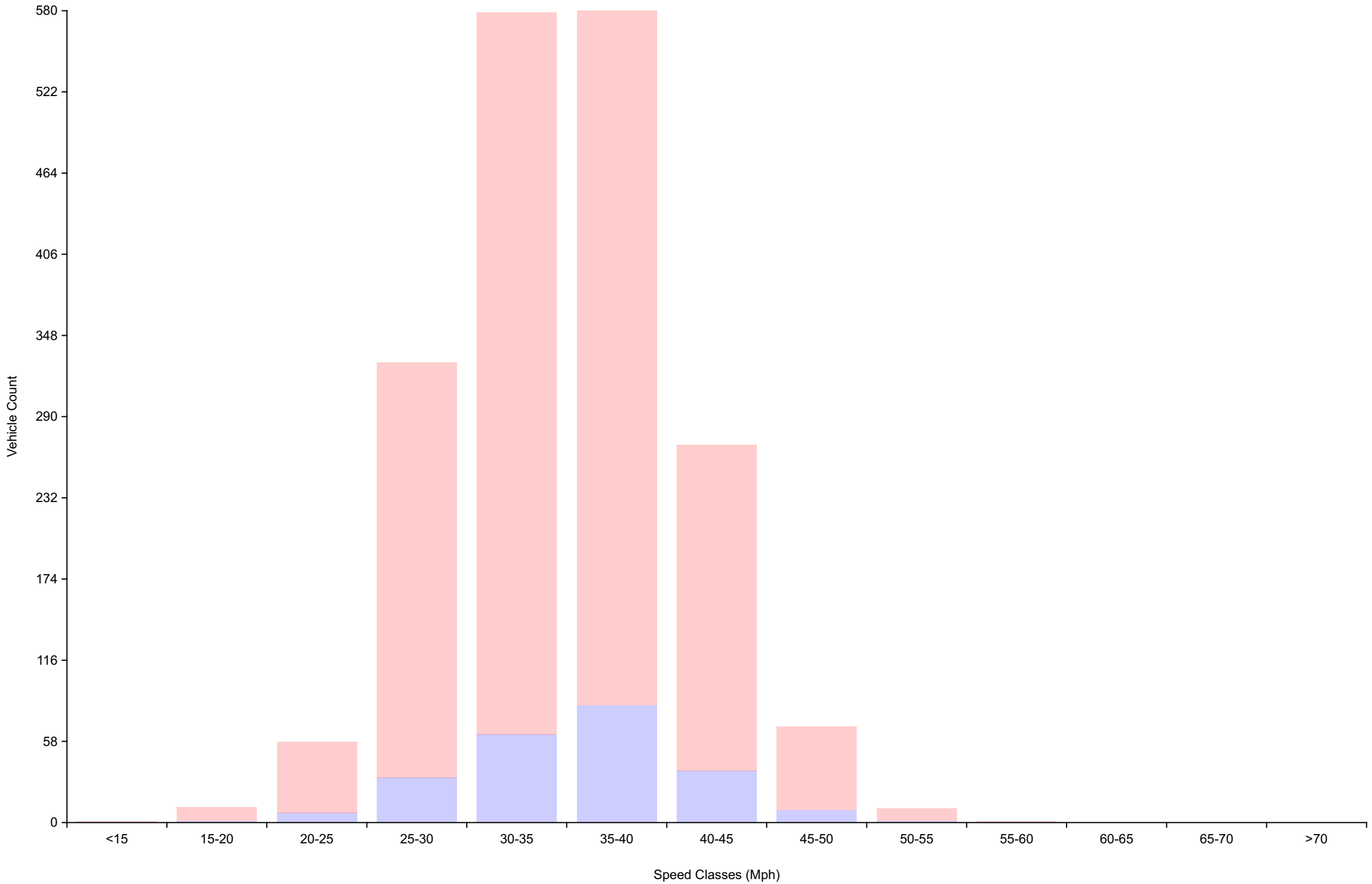
# Vehicle Counts By Hour

Daily Overview for Thu Sep 21 2023  
(60 Minute Resolution)

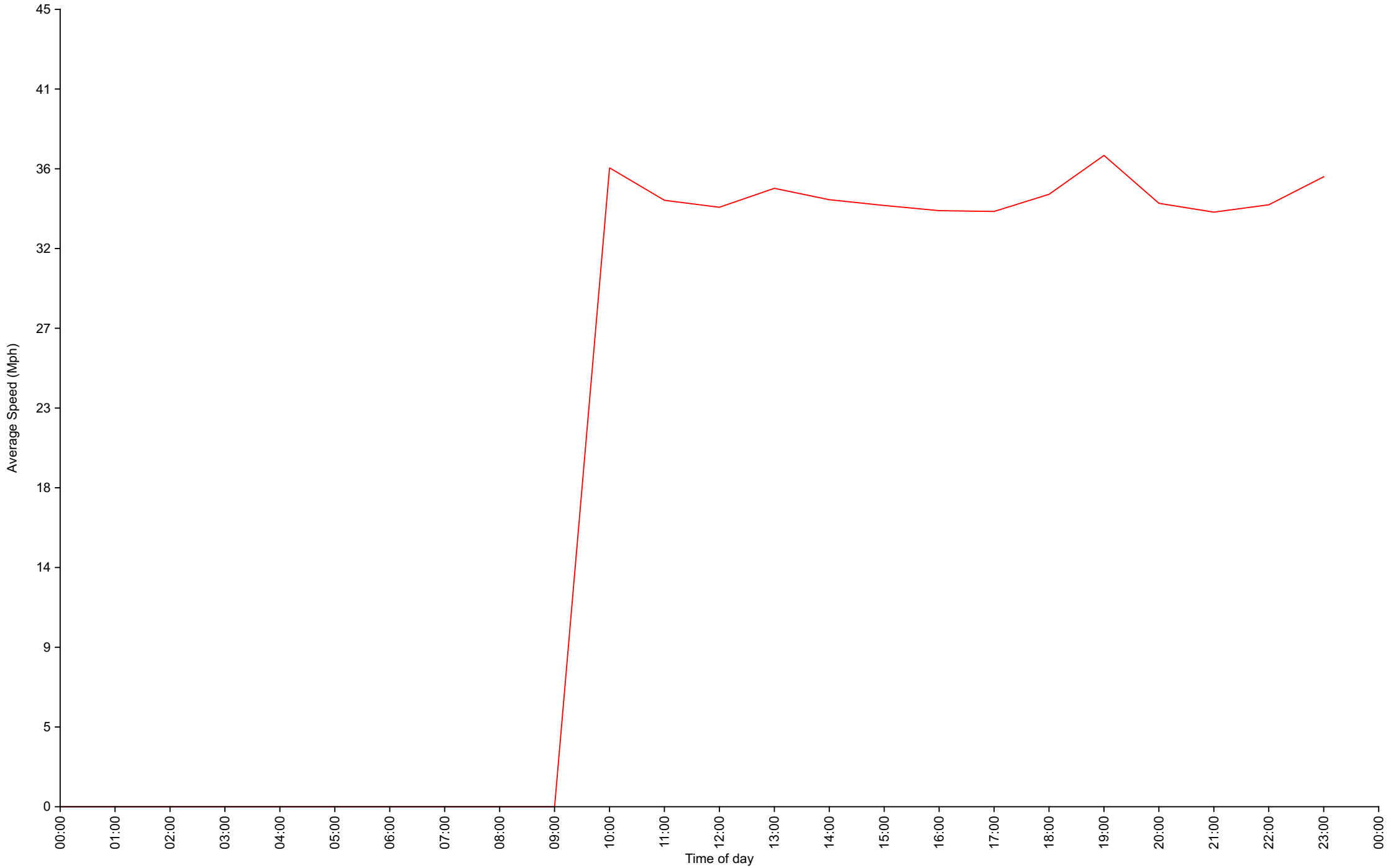


# Vehicle Counts By Speed Class

## Daily Overview for Thu Sep 21 2023

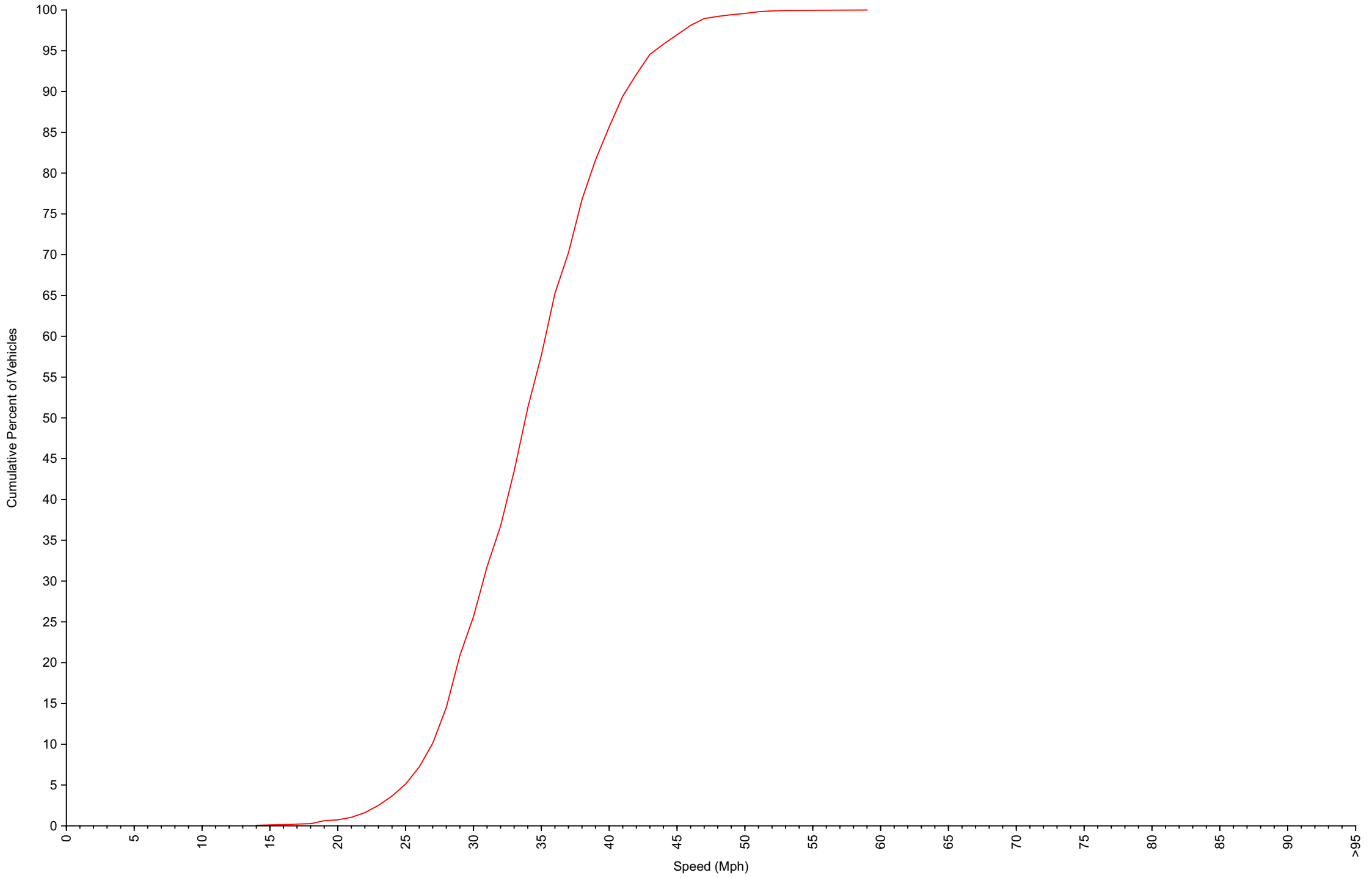


Average Speed By Hour  
Daily Overview for Thu Sep 21 2023  
(60 Minute Resolution)



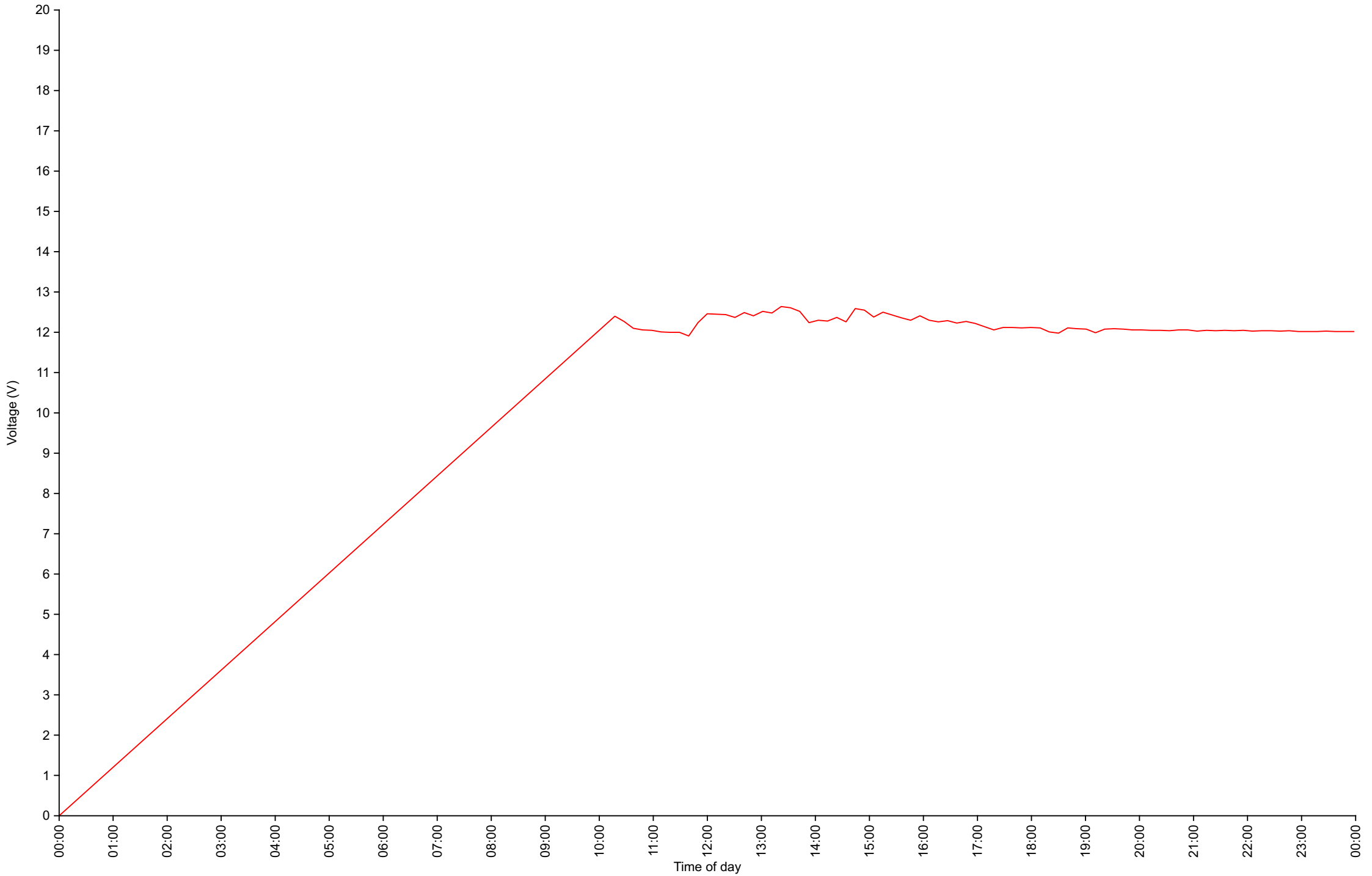
# Cumulative Speed Distribution Curve

## Daily Overview for Thu Sep 21 2023



# Voltage

## Daily Overview for Thu Sep 21 2023



# Traffic Report

Daily Overview for Fri Sep 22 2023

Vehicle Speed Classes (Mph)

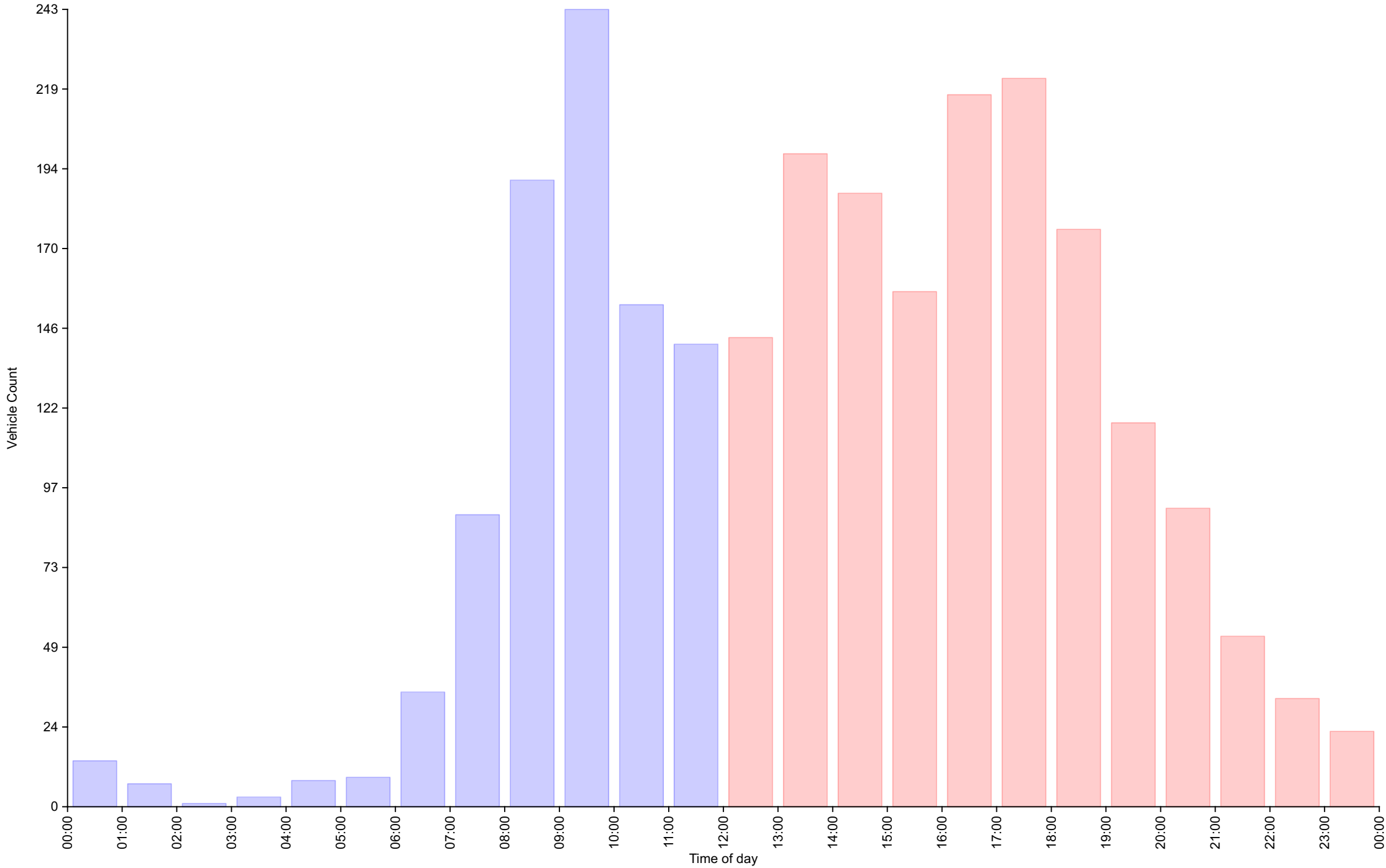
|          | <15   | 15<br>20 | 20<br>25 | 25<br>30 | 30<br>35 | 35<br>40 | 40<br>45 | 45<br>50 | 50<br>55 | 55<br>60 | 60<br>65 | 65<br>70 | >70   | Total | 85th<br>Percentile |
|----------|-------|----------|----------|----------|----------|----------|----------|----------|----------|----------|----------|----------|-------|-------|--------------------|
| 00:00    | 0     | 0        | 0        | 0        | 6        | 1        | 4        | 0        | 1        | 2        | 0        | 0        | 0     | 14    | 53.0               |
| 01:00    | 0     | 0        | 0        | 0        | 3        | 4        | 0        | 0        | 0        | 0        | 0        | 0        | 0     | 7     | 37.0               |
| 02:00    | 0     | 0        | 0        | 0        | 1        | 0        | 0        | 0        | 0        | 0        | 0        | 0        | 0     | 1     | 31.0               |
| 03:00    | 0     | 0        | 0        | 0        | 2        | 0        | 1        | 0        | 0        | 0        | 0        | 0        | 0     | 3     | 38.5               |
| 04:00    | 0     | 0        | 0        | 1        | 3        | 1        | 2        | 1        | 0        | 0        | 0        | 0        | 0     | 8     | 43.8               |
| 05:00    | 0     | 0        | 0        | 0        | 2        | 1        | 3        | 3        | 0        | 0        | 0        | 0        | 0     | 9     | 46.0               |
| 06:00    | 0     | 0        | 0        | 1        | 5        | 11       | 14       | 4        | 0        | 0        | 0        | 0        | 0     | 35    | 43.4               |
| 07:00    | 0     | 0        | 2        | 16       | 26       | 17       | 15       | 11       | 2        | 0        | 0        | 0        | 0     | 89    | 43.8               |
| 08:00    | 0     | 0        | 0        | 30       | 66       | 58       | 32       | 5        | 0        | 0        | 0        | 0        | 0     | 191   | 39.9               |
| 09:00    | 0     | 0        | 4        | 37       | 57       | 79       | 56       | 9        | 1        | 0        | 0        | 0        | 0     | 243   | 40.9               |
| 10:00    | 0     | 0        | 6        | 17       | 41       | 40       | 44       | 4        | 1        | 0        | 0        | 0        | 0     | 153   | 41.5               |
| 11:00    | 0     | 1        | 5        | 22       | 39       | 38       | 31       | 4        | 1        | 0        | 0        | 0        | 0     | 141   | 40.3               |
| 12:00    | 0     | 1        | 3        | 19       | 44       | 48       | 23       | 5        | 0        | 0        | 0        | 0        | 0     | 143   | 40.1               |
| 13:00    | 0     | 0        | 8        | 32       | 58       | 71       | 26       | 3        | 1        | 0        | 0        | 0        | 0     | 199   | 39.0               |
| 14:00    | 0     | 2        | 5        | 38       | 52       | 46       | 33       | 10       | 1        | 0        | 0        | 0        | 0     | 187   | 40.5               |
| 15:00    | 0     | 1        | 3        | 35       | 49       | 50       | 16       | 3        | 0        | 0        | 0        | 0        | 0     | 157   | 38.2               |
| 16:00    | 0     | 0        | 4        | 38       | 81       | 76       | 17       | 1        | 0        | 0        | 0        | 0        | 0     | 217   | 37.5               |
| 17:00    | 1     | 0        | 1        | 34       | 57       | 84       | 36       | 8        | 1        | 0        | 0        | 0        | 0     | 222   | 40.0               |
| 18:00    | 0     | 0        | 3        | 22       | 58       | 66       | 22       | 5        | 0        | 0        | 0        | 0        | 0     | 176   | 39.1               |
| 19:00    | 0     | 0        | 0        | 18       | 38       | 40       | 14       | 6        | 1        | 0        | 0        | 0        | 0     | 117   | 39.6               |
| 20:00    | 0     | 0        | 2        | 20       | 20       | 30       | 14       | 4        | 0        | 1        | 0        | 0        | 0     | 91    | 39.9               |
| 21:00    | 0     | 0        | 0        | 6        | 18       | 13       | 12       | 1        | 2        | 0        | 0        | 0        | 0     | 52    | 41.2               |
| 22:00    | 0     | 0        | 0        | 5        | 13       | 7        | 6        | 1        | 1        | 0        | 0        | 0        | 0     | 33    | 40.5               |
| 23:00    | 0     | 0        | 0        | 5        | 6        | 6        | 2        | 4        | 0        | 0        | 0        | 0        | 0     | 23    | 44.7               |
| AM Total | 0     | 1        | 17       | 124      | 251      | 250      | 202      | 41       | 6        | 2        | 0        | 0        | 0     |       |                    |
| PM Total | 1     | 4        | 29       | 272      | 494      | 537      | 221      | 51       | 7        | 1        | 0        | 0        | 0     |       |                    |
| Total    | 1     | 5        | 46       | 396      | 745      | 787      | 423      | 92       | 13       | 3        | 0        | 0        | 0     |       |                    |
| Percent  | 0.04% | 0.20%    | 1.83%    | 15.77%   | 29.67%   | 31.34%   | 16.85%   | 3.66%    | 0.52%    | 0.12%    | 0.00%    | 0.00%    | 0.00% |       |                    |

Total Vehicles : 2511  
 30th Percentile : 31.2 MPH  
 50th Percentile : 34.4 MPH  
 85th Percentile : 40.3 MPH  
 95th Percentile : 43.6 MPH  
 Average Speed : 34.9 MPH  
 Highest Speed : 57.2 MPH

# Vehicle Counts By Hour

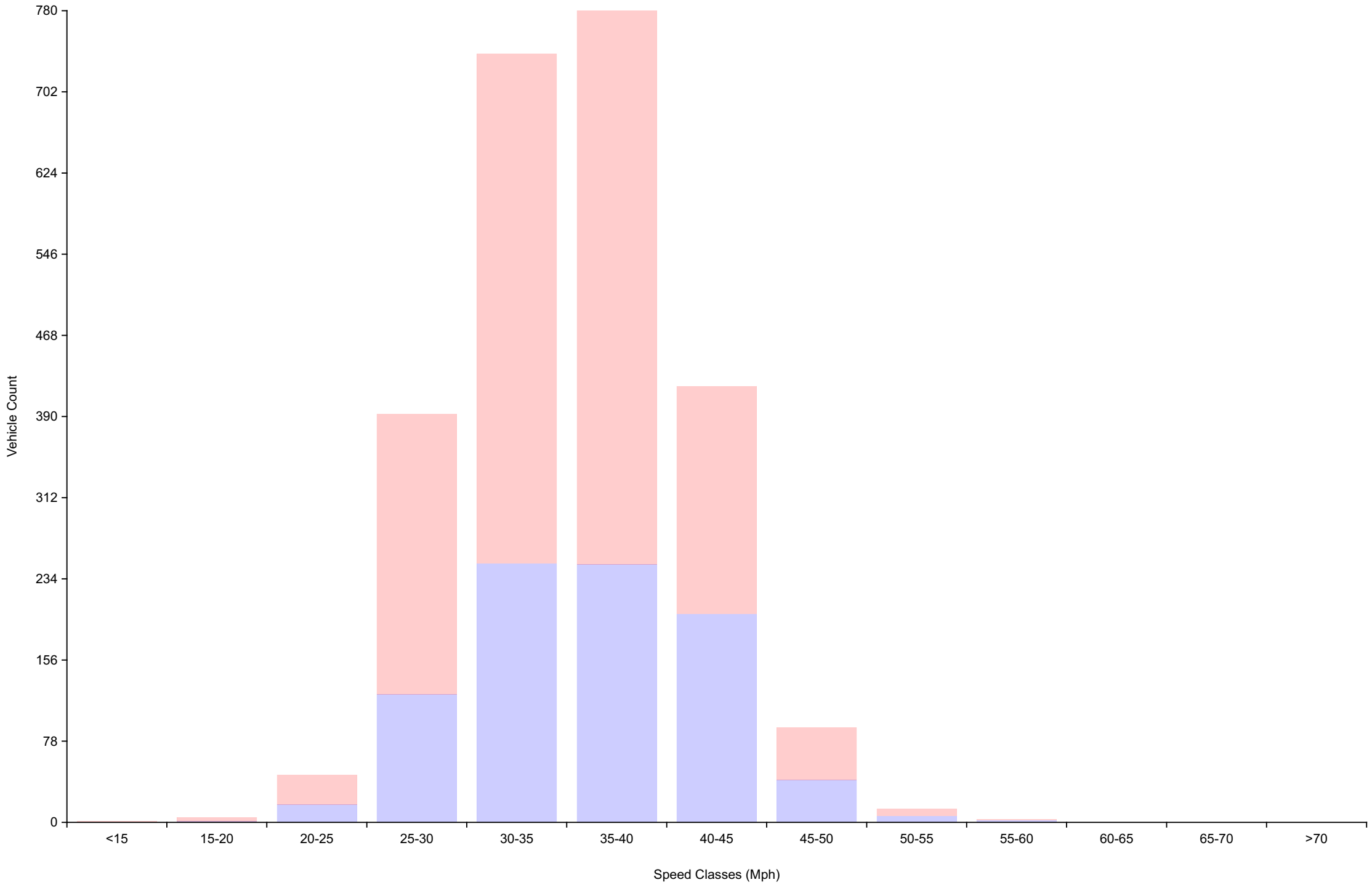
## Daily Overview for Fri Sep 22 2023

(60 Minute Resolution)



# Vehicle Counts By Speed Class

## Daily Overview for Fri Sep 22 2023

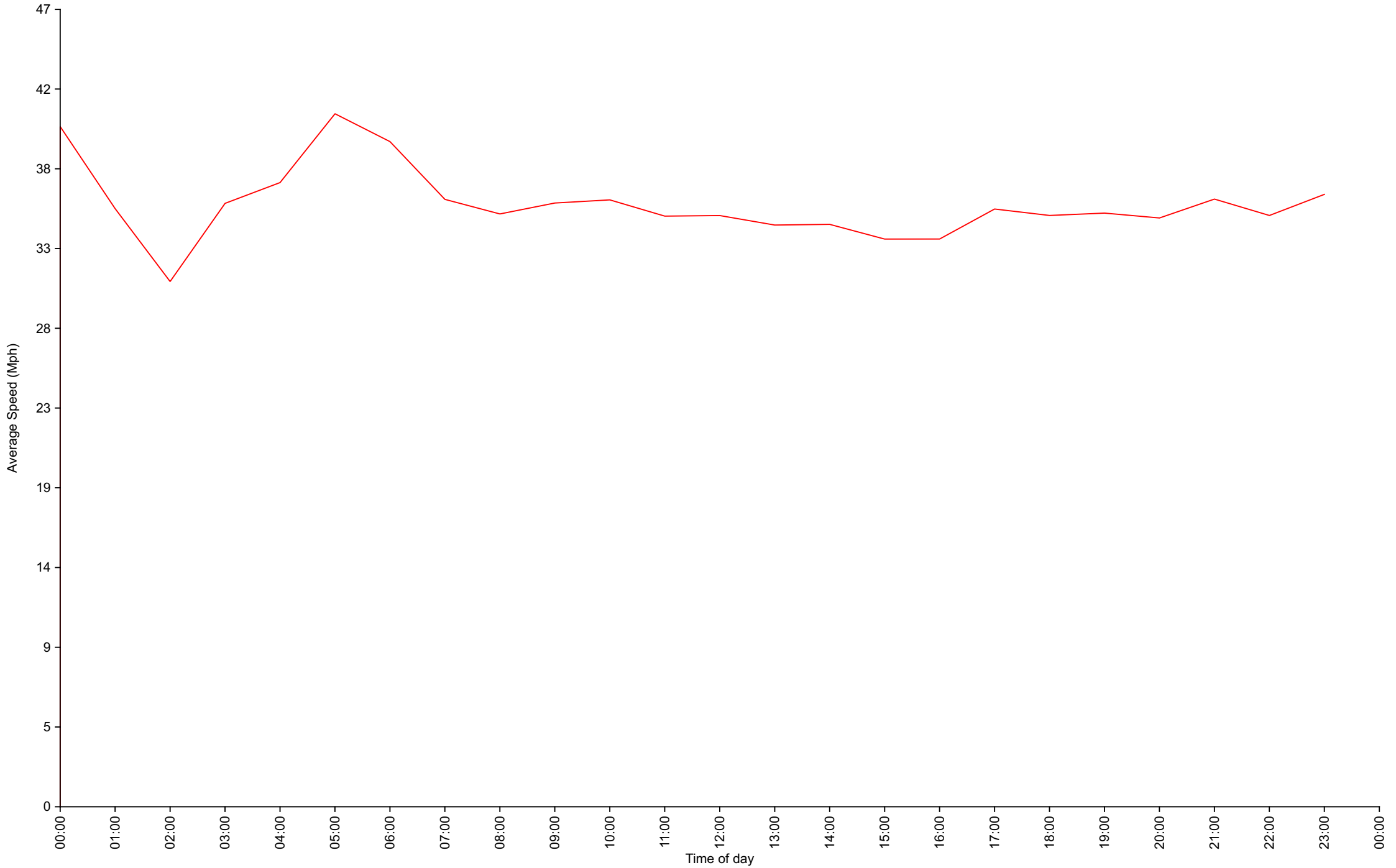




# Average Speed By Hour

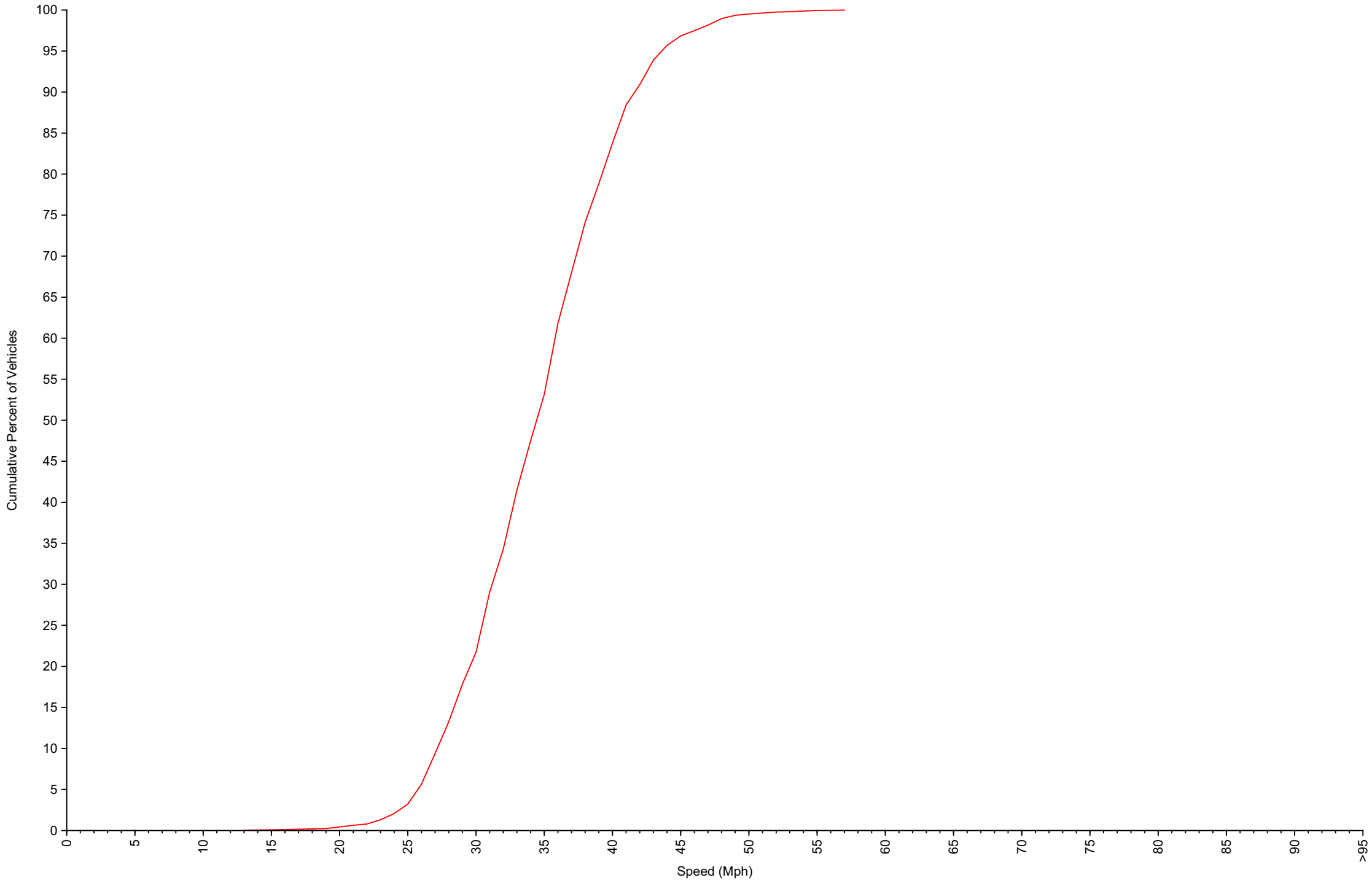
## Daily Overview for Fri Sep 22 2023

(60 Minute Resolution)



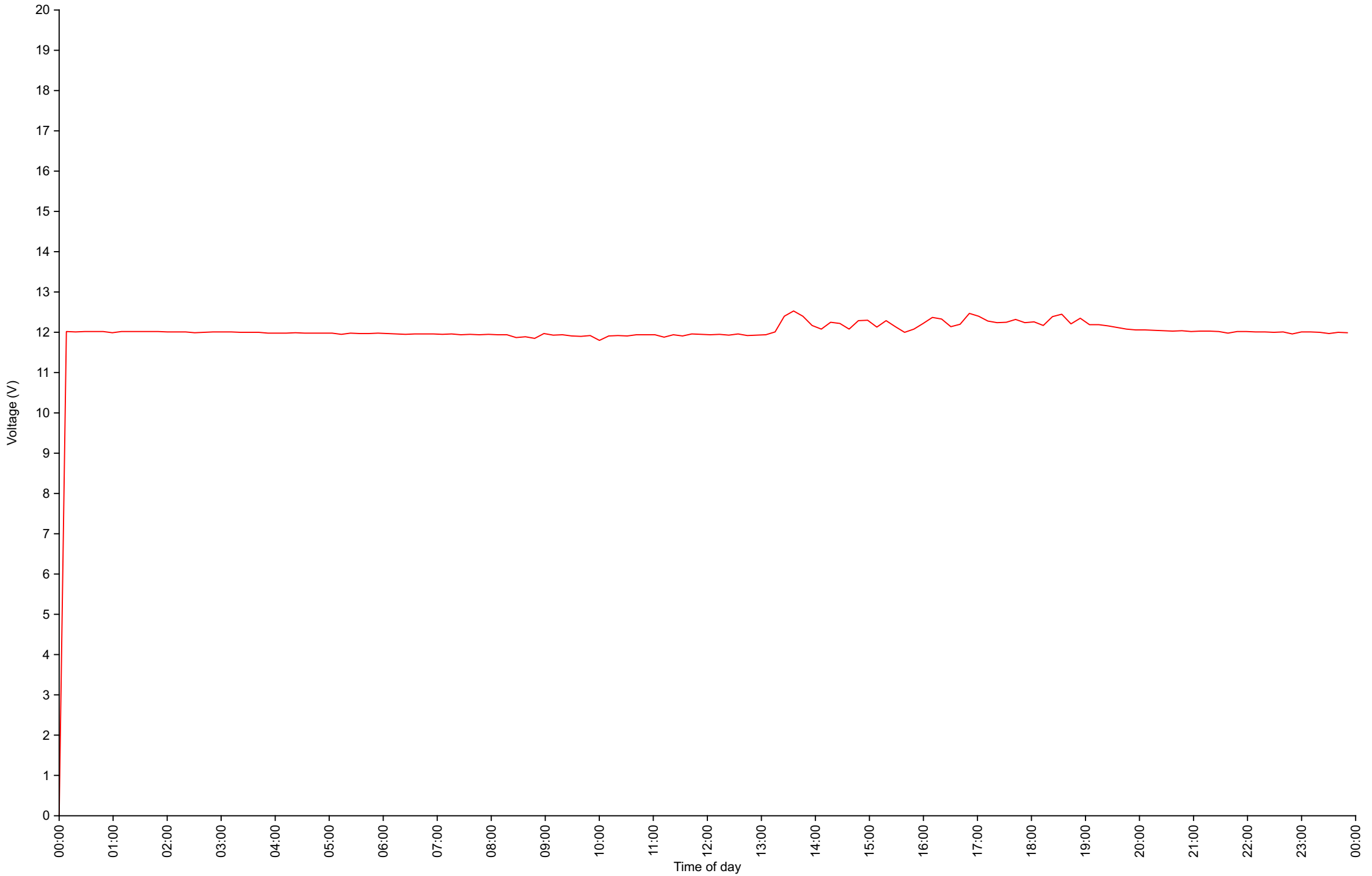
# Cumulative Speed Distribution Curve

## Daily Overview for Fri Sep 22 2023



# Voltage

## Daily Overview for Fri Sep 22 2023



# Traffic Report

Daily Overview for Sat Sep 23 2023

Vehicle Speed Classes (Mph)

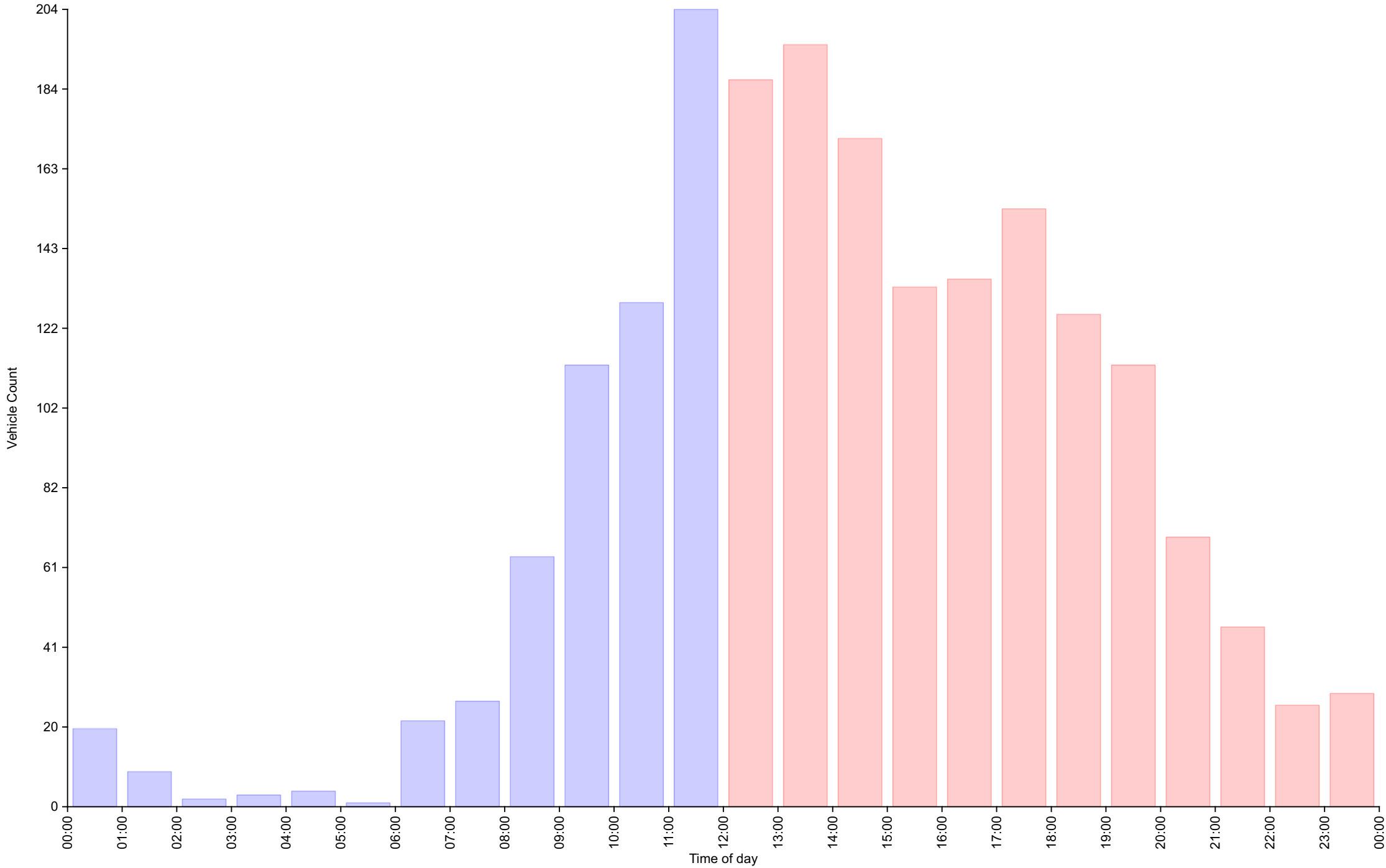
|          | <15   | 15<br>20 | 20<br>25 | 25<br>30 | 30<br>35 | 35<br>40 | 40<br>45 | 45<br>50 | 50<br>55 | 55<br>60 | 60<br>65 | 65<br>70 | >70   | Total | 85th<br>Percentile |
|----------|-------|----------|----------|----------|----------|----------|----------|----------|----------|----------|----------|----------|-------|-------|--------------------|
| 00:00    | 0     | 0        | 0        | 2        | 6        | 8        | 4        | 0        | 0        | 0        | 0        | 0        | 0     | 20    | 40.0               |
| 01:00    | 0     | 0        | 0        | 2        | 2        | 2        | 3        | 0        | 0        | 0        | 0        | 0        | 0     | 9     | 40.6               |
| 02:00    | 0     | 0        | 0        | 0        | 0        | 1        | 1        | 0        | 0        | 0        | 0        | 0        | 0     | 2     | 41.1               |
| 03:00    | 0     | 0        | 0        | 1        | 0        | 1        | 1        | 0        | 0        | 0        | 0        | 0        | 0     | 3     | 40.0               |
| 04:00    | 0     | 0        | 0        | 1        | 1        | 1        | 1        | 0        | 0        | 0        | 0        | 0        | 0     | 4     | 38.8               |
| 05:00    | 0     | 0        | 0        | 0        | 0        | 0        | 0        | 1        | 0        | 0        | 0        | 0        | 0     | 1     | 45.9               |
| 06:00    | 0     | 0        | 1        | 1        | 4        | 3        | 5        | 5        | 3        | 0        | 0        | 0        | 0     | 22    | 46.7               |
| 07:00    | 0     | 0        | 2        | 1        | 6        | 9        | 5        | 3        | 1        | 0        | 0        | 0        | 0     | 27    | 44.0               |
| 08:00    | 0     | 0        | 1        | 3        | 18       | 22       | 15       | 4        | 1        | 0        | 0        | 0        | 0     | 64    | 41.7               |
| 09:00    | 0     | 1        | 0        | 7        | 18       | 45       | 28       | 11       | 3        | 0        | 0        | 0        | 0     | 113   | 43.3               |
| 10:00    | 0     | 0        | 2        | 13       | 34       | 48       | 25       | 5        | 1        | 1        | 0        | 0        | 0     | 129   | 41.2               |
| 11:00    | 0     | 1        | 2        | 40       | 48       | 68       | 36       | 5        | 4        | 0        | 0        | 0        | 0     | 204   | 40.5               |
| 12:00    | 0     | 0        | 4        | 20       | 57       | 56       | 37       | 11       | 1        | 0        | 0        | 0        | 0     | 186   | 40.7               |
| 13:00    | 0     | 0        | 5        | 34       | 55       | 66       | 29       | 4        | 1        | 1        | 0        | 0        | 0     | 195   | 39.6               |
| 14:00    | 0     | 0        | 2        | 19       | 46       | 64       | 32       | 5        | 3        | 0        | 0        | 0        | 0     | 171   | 40.3               |
| 15:00    | 0     | 0        | 4        | 25       | 40       | 41       | 17       | 6        | 0        | 0        | 0        | 0        | 0     | 133   | 39.8               |
| 16:00    | 0     | 0        | 2        | 16       | 37       | 36       | 30       | 10       | 3        | 0        | 1        | 0        | 0     | 135   | 42.5               |
| 17:00    | 0     | 0        | 9        | 20       | 40       | 45       | 32       | 7        | 0        | 0        | 0        | 0        | 0     | 153   | 41.0               |
| 18:00    | 0     | 1        | 4        | 11       | 37       | 46       | 22       | 4        | 1        | 0        | 0        | 0        | 0     | 126   | 40.0               |
| 19:00    | 0     | 0        | 0        | 10       | 29       | 41       | 22       | 9        | 1        | 0        | 1        | 0        | 0     | 113   | 42.6               |
| 20:00    | 0     | 0        | 0        | 14       | 20       | 14       | 13       | 5        | 3        | 0        | 0        | 0        | 0     | 69    | 42.9               |
| 21:00    | 0     | 0        | 0        | 8        | 14       | 15       | 7        | 1        | 1        | 0        | 0        | 0        | 0     | 46    | 40.5               |
| 22:00    | 0     | 0        | 1        | 1        | 6        | 5        | 5        | 5        | 1        | 0        | 1        | 1        | 0     | 26    | 46.1               |
| 23:00    | 0     | 0        | 1        | 8        | 10       | 7        | 2        | 1        | 0        | 0        | 0        | 0        | 0     | 29    | 38.3               |
| AM Total | 0     | 2        | 8        | 71       | 137      | 208      | 124      | 34       | 13       | 1        | 0        | 0        | 0     |       |                    |
| PM Total | 0     | 1        | 32       | 186      | 391      | 436      | 248      | 68       | 15       | 1        | 3        | 1        | 0     |       |                    |
| Total    | 0     | 3        | 40       | 257      | 528      | 644      | 372      | 102      | 28       | 2        | 3        | 1        | 0     |       |                    |
| Percent  | 0.00% | 0.15%    | 2.02%    | 12.98%   | 26.67%   | 32.53%   | 18.79%   | 5.15%    | 1.41%    | 0.10%    | 0.15%    | 0.05%    | 0.00% |       |                    |

Total Vehicles : 1980  
 30th Percentile : 31.8 MPH  
 50th Percentile : 35.3 MPH  
 85th Percentile : 41.1 MPH  
 95th Percentile : 45.2 MPH  
 Average Speed : 35.7 MPH  
 Highest Speed : 67.2 MPH

# Vehicle Counts By Hour

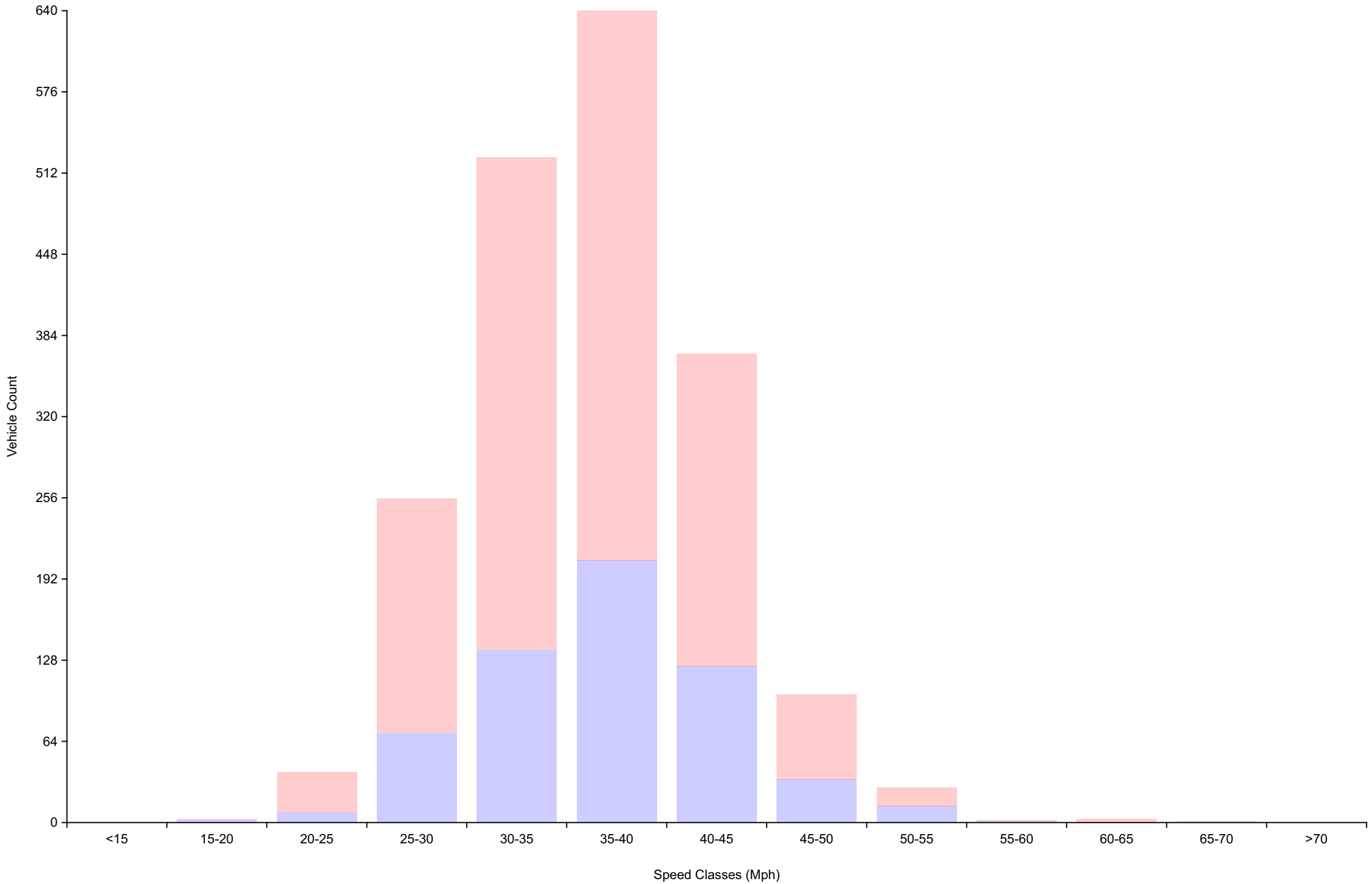
## Daily Overview for Sat Sep 23 2023

(60 Minute Resolution)



# Vehicle Counts By Speed Class

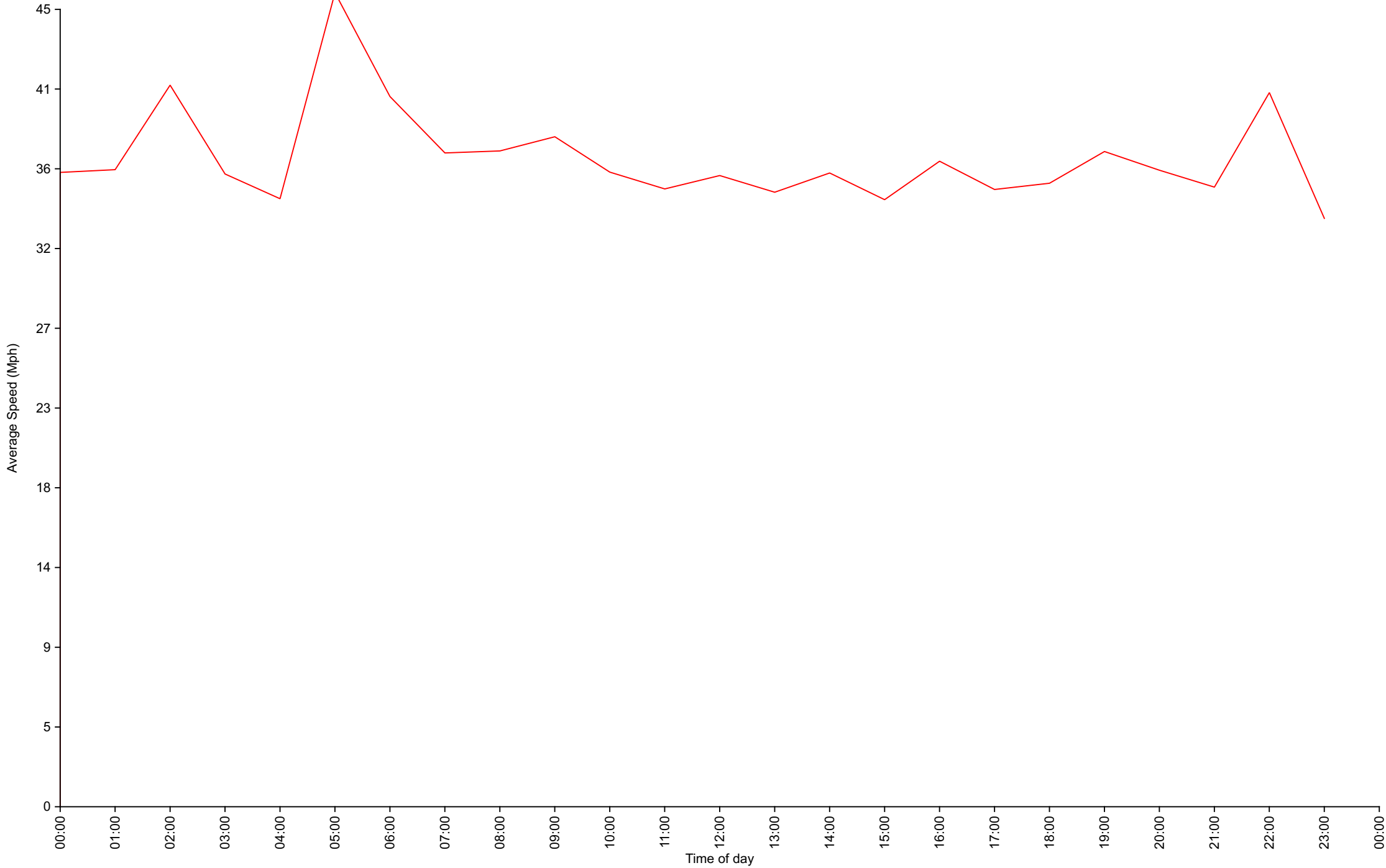
## Daily Overview for Sat Sep 23 2023



# Average Speed By Hour

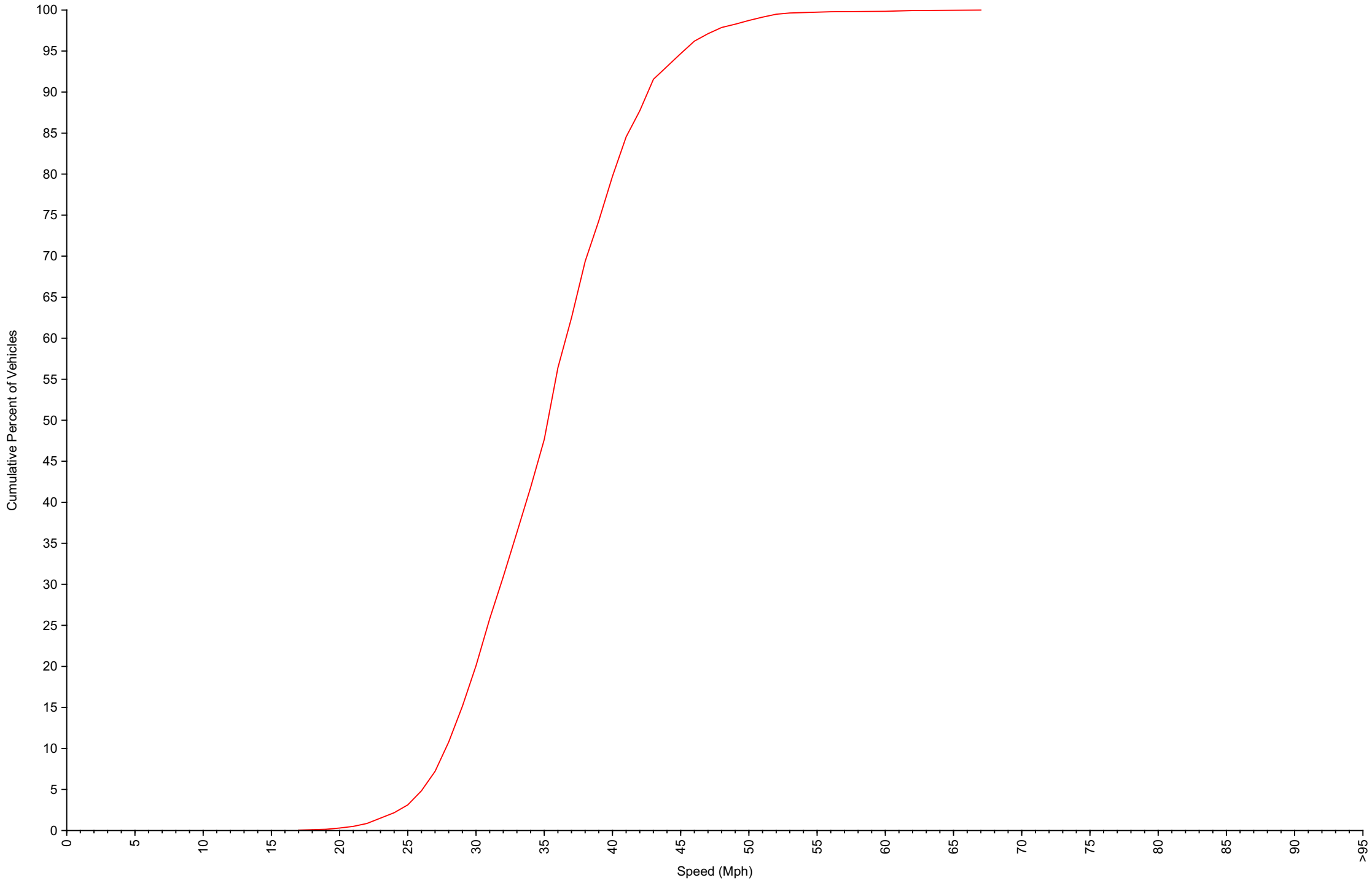
## Daily Overview for Sat Sep 23 2023

(60 Minute Resolution)



# Cumulative Speed Distribution Curve

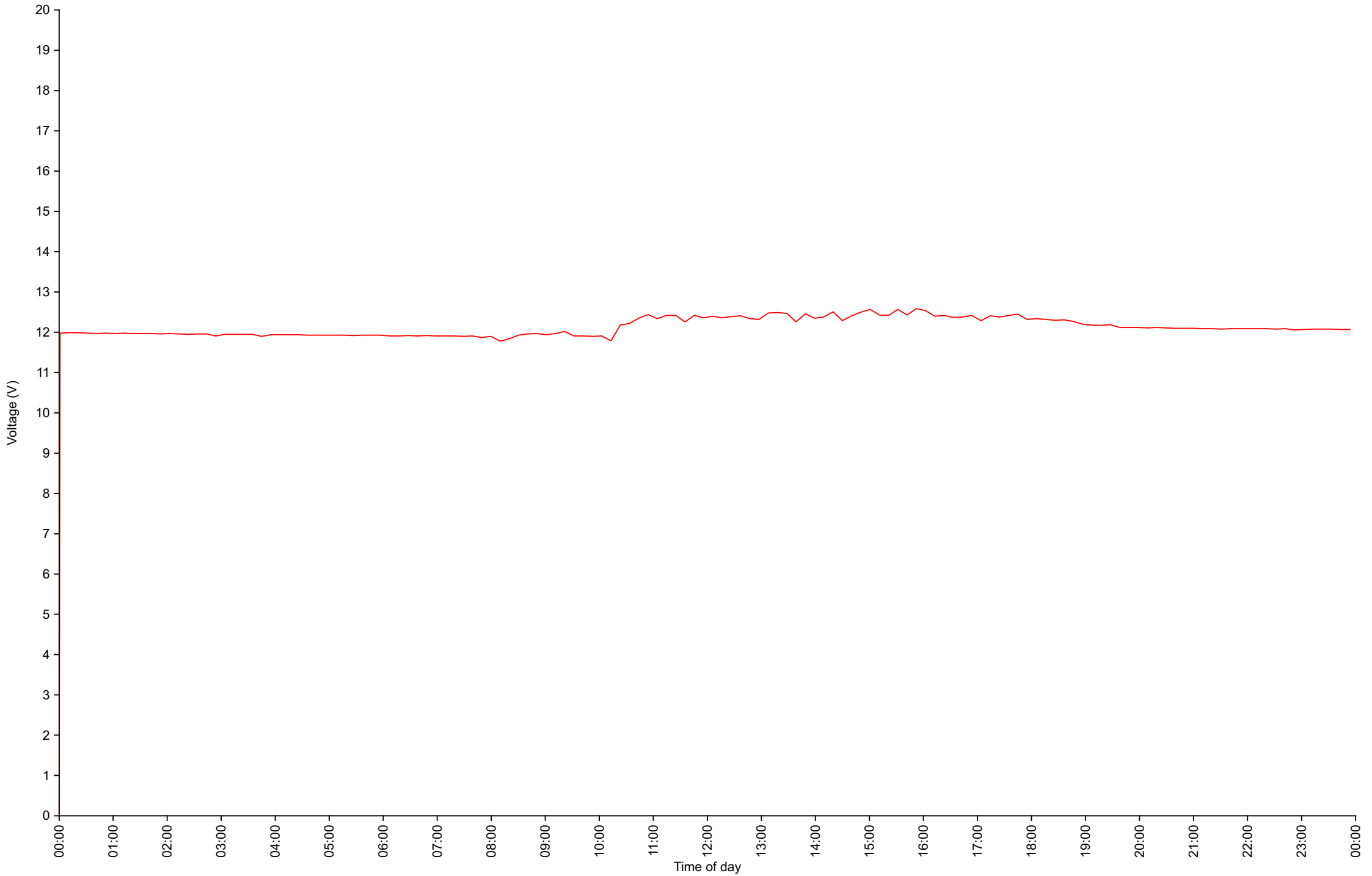
## Daily Overview for Sat Sep 23 2023





# Voltage

## Daily Overview for Sat Sep 23 2023



# Traffic Report

Daily Overview for Sun Sep 24 2023

*Vehicle Speed Classes (Mph)*

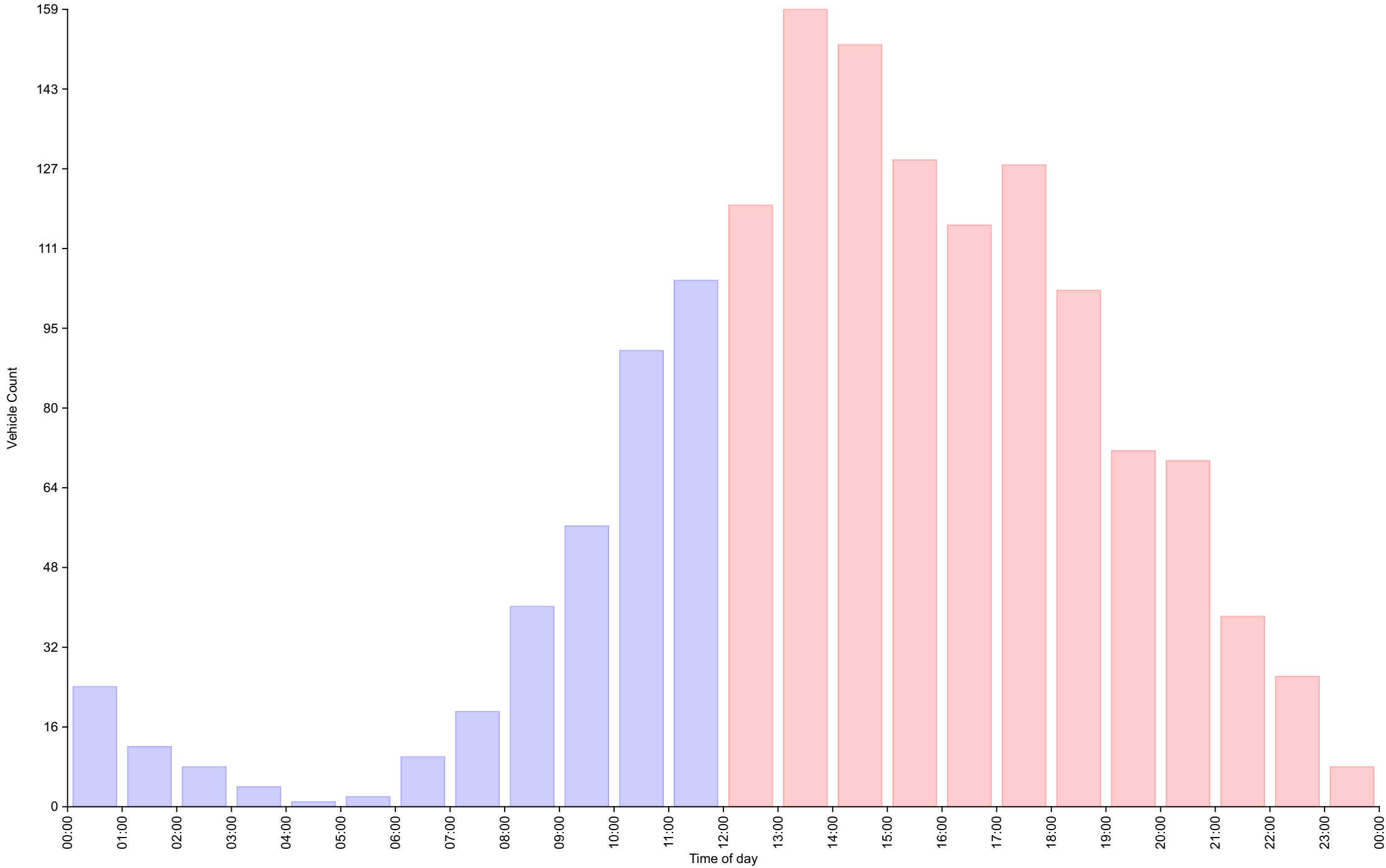
|          | <15   | 15<br>20 | 20<br>25 | 25<br>30  | 30<br>35  | 35<br>40      | 40<br>45  | 45<br>50  | 50<br>55 | 55<br>60 | 60<br>65 | 65<br>70 | >70   | Total      | 85th<br>Percentile |
|----------|-------|----------|----------|-----------|-----------|---------------|-----------|-----------|----------|----------|----------|----------|-------|------------|--------------------|
| 00:00    | 0     | 0        | 1        | 3         | 4         | 7             | 4         | <b>5</b>  | 0        | 0        | 0        | 0        | 0     | 24         | <b>46.2</b>        |
| 01:00    | 0     | 0        | 0        | 1         | 3         | 6             | 1         | 1         | 0        | 0        | 0        | 0        | 0     | 12         | 39.4               |
| 02:00    | 0     | 0        | 0        | 2         | 3         | 2             | 1         | 0         | 0        | 0        | 0        | 0        | 0     | 8          | 38.2               |
| 03:00    | 0     | 0        | 0        | 0         | 0         | 3             | 1         | 0         | 0        | 0        | 0        | 0        | 0     | 4          | 41.0               |
| 04:00    | 0     | 0        | 0        | 0         | 0         | 1             | 0         | 0         | 0        | 0        | 0        | 0        | 0     | 1          | 35.2               |
| 05:00    | 0     | 0        | 0        | 0         | 0         | 0             | 2         | 0         | 0        | 0        | 0        | 0        | 0     | 2          | 43.3               |
| 06:00    | 0     | 0        | 1        | 2         | 1         | 4             | 1         | 0         | <b>1</b> | 0        | 0        | 0        | 0     | 10         | 39.5               |
| 07:00    | 0     | 0        | 0        | 3         | 4         | 7             | 3         | 1         | 0        | <b>1</b> | 0        | 0        | 0     | 19         | 41.1               |
| 08:00    | 0     | <b>3</b> | 0        | 6         | 9         | 14            | 6         | 1         | 1        | 0        | 0        | 0        | 0     | 40         | 41.0               |
| 09:00    | 0     | 1        | <b>4</b> | 6         | 15        | 22            | 3         | 4         | 1        | 0        | 0        | 0        | 0     | 56         | 38.9               |
| 10:00    | 0     | 0        | 0        | 20        | 15        | 26            | <b>27</b> | 2         | 1        | 0        | 0        | 0        | 0     | 91         | 41.6               |
| 11:00    | 0     | 0        | 1        | <b>21</b> | <b>33</b> | <b>35</b>     | 12        | 2         | 1        | 0        | 0        | 0        | 0     | <b>105</b> | 38.8               |
| 12:00    | 0     | 0        | <b>7</b> | 17        | 39        | 38            | 15        | 3         | 1        | 0        | 0        | 0        | 0     | 120        | 39.2               |
| 13:00    | 0     | 0        | 3        | 22        | <b>57</b> | 55            | 14        | 6         | <b>2</b> | 0        | 0        | 0        | 0     | <b>159</b> | 38.8               |
| 14:00    | 0     | 0        | 0        | 15        | 48        | <b>56</b>     | <b>26</b> | 6         | 1        | 0        | 0        | 0        | 0     | 152        | 41.1               |
| 15:00    | 0     | 0        | 7        | <b>23</b> | 26        | 41            | 26        | 6         | 0        | 0        | 0        | 0        | 0     | 129        | 40.9               |
| 16:00    | 0     | 0        | 0        | 14        | 26        | 44            | 25        | 6         | 1        | 0        | 0        | 0        | 0     | 116        | 41.3               |
| 17:00    | 0     | 0        | 4        | 12        | 40        | 37            | 22        | <b>13</b> | 0        | 0        | 0        | 0        | 0     | 128        | 42.9               |
| 18:00    | 0     | 0        | 0        | 12        | 24        | 37            | 22        | 7         | 1        | 0        | 0        | 0        | 0     | 103        | 41.6               |
| 19:00    | 0     | 0        | 1        | 4         | 17        | 31            | 9         | 7         | 2        | 0        | 0        | 0        | 0     | 71         | 42.4               |
| 20:00    | 0     | 0        | 4        | 14        | 21        | 11            | 11        | 7         | 1        | 0        | 0        | 0        | 0     | 69         | <b>42.9</b>        |
| 21:00    | 0     | 0        | 0        | 8         | 11        | 10            | 8         | 0         | 1        | 0        | 0        | 0        | 0     | 38         | 41.3               |
| 22:00    | 0     | 0        | 1        | 4         | 8         | 8             | 3         | 2         | 0        | 0        | 0        | 0        | 0     | 26         | 40.1               |
| 23:00    | 0     | 0        | 0        | 1         | 3         | 2             | 2         | 0         | 0        | 0        | 0        | 0        | 0     | 8          | 39.4               |
| AM Total | 0     | 4        | 7        | 64        | 87        | <b>127</b>    | 61        | 16        | 5        | 1        | 0        | 0        | 0     |            |                    |
| PM Total | 0     | 0        | 27       | 146       | 320       | <b>370</b>    | 183       | 63        | 10       | 0        | 0        | 0        | 0     |            |                    |
| Total    | 0     | 4        | 34       | 210       | 407       | <b>497</b>    | 244       | 79        | 15       | 1        | 0        | 0        | 0     |            |                    |
| Percent  | 0.00% | 0.27%    | 2.28%    | 14.08%    | 27.30%    | <b>33.33%</b> | 16.36%    | 5.30%     | 1.01%    | 0.07%    | 0.00%    | 0.00%    | 0.00% |            |                    |

Total Vehicles : 1491  
 30th Percentile : 31.5 MPH  
 50th Percentile : 34.8 MPH  
 85th Percentile : 41.0 MPH  
 95th Percentile : 44.8 MPH  
 Average Speed : 35.3 MPH  
 Highest Speed : 55.3 MPH

# Vehicle Counts By Hour

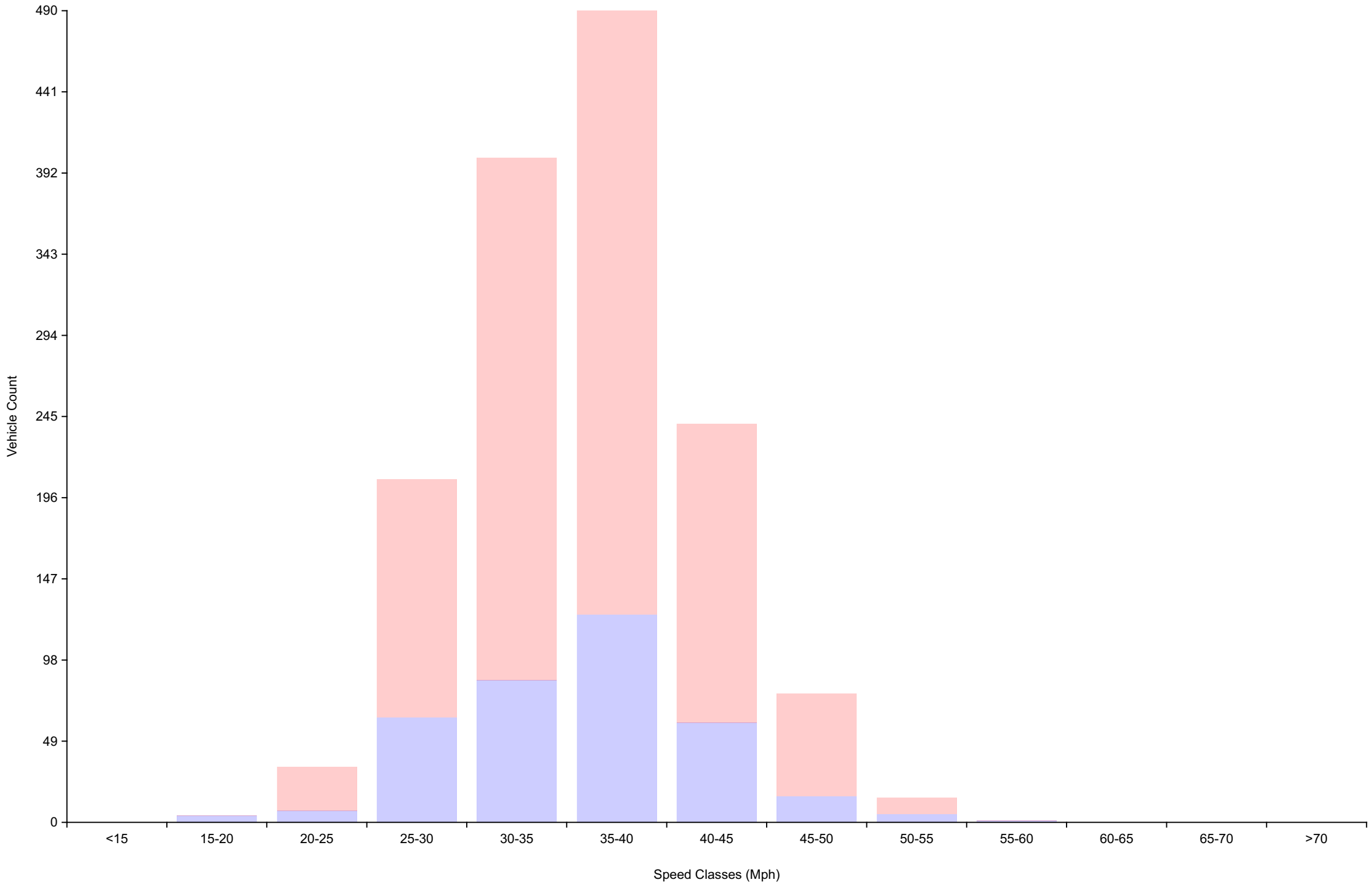
## Daily Overview for Sun Sep 24 2023

(60 Minute Resolution)

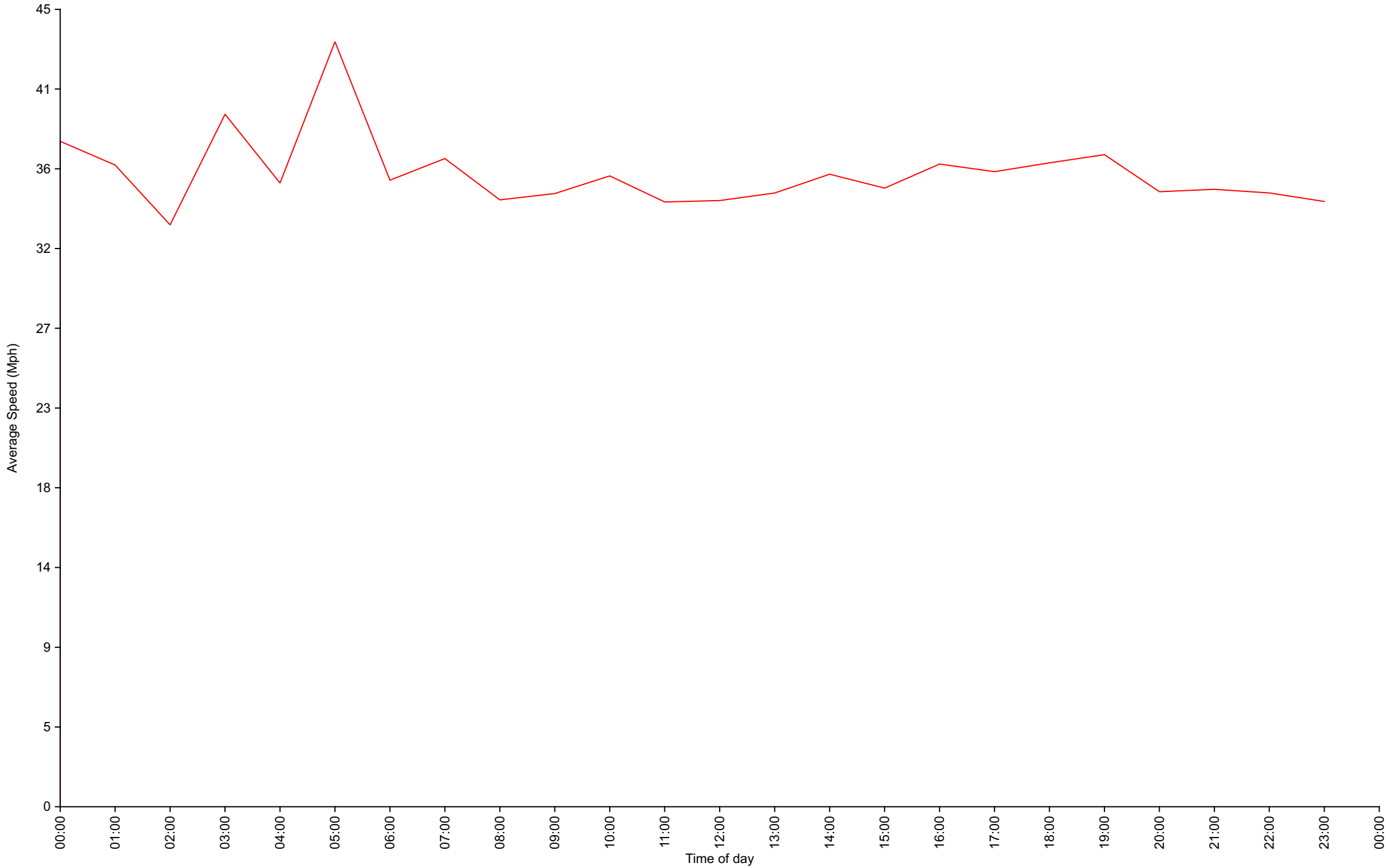


# Vehicle Counts By Speed Class

## Daily Overview for Sun Sep 24 2023

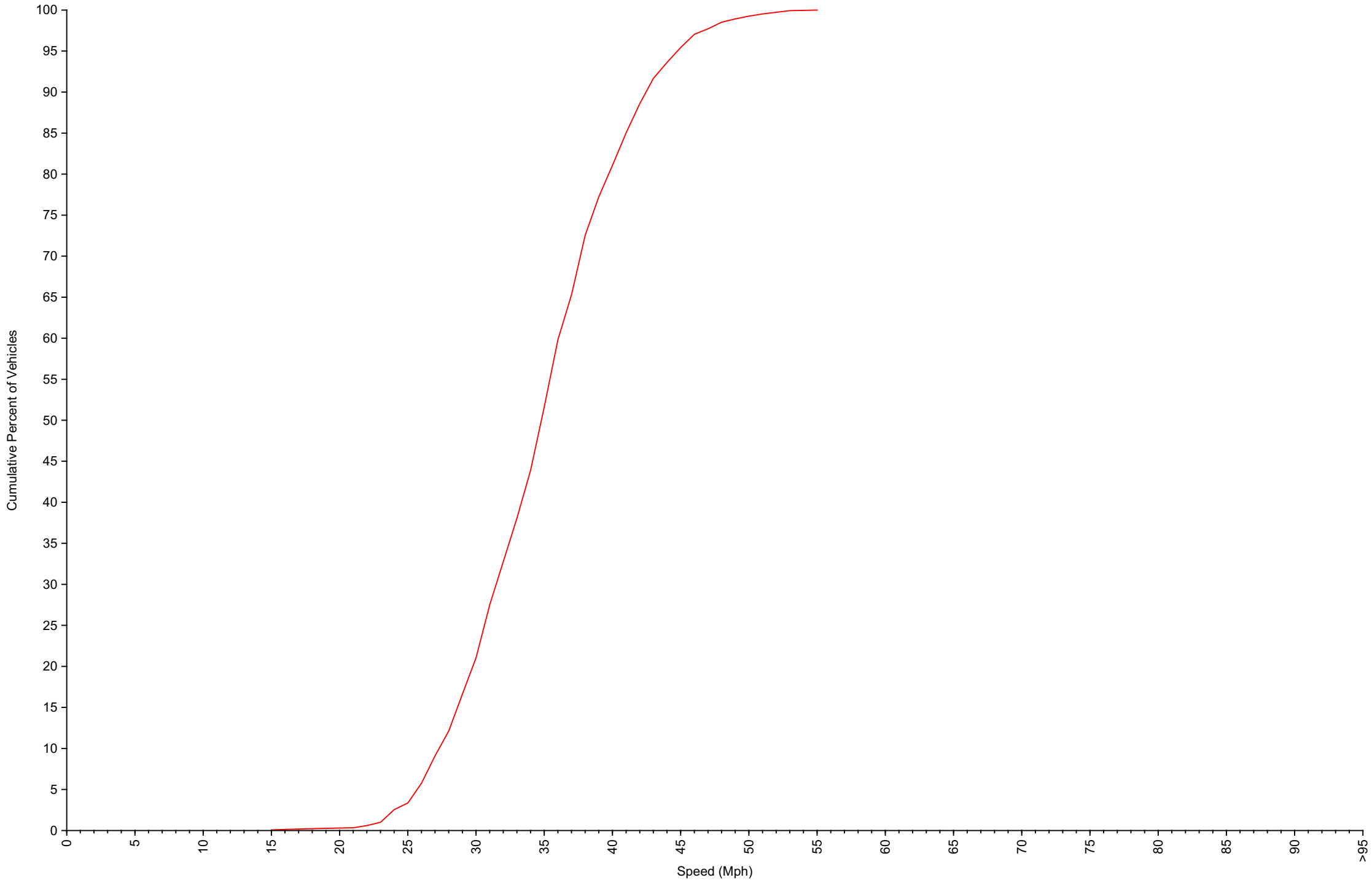


Average Speed By Hour  
Daily Overview for Sun Sep 24 2023  
(60 Minute Resolution)



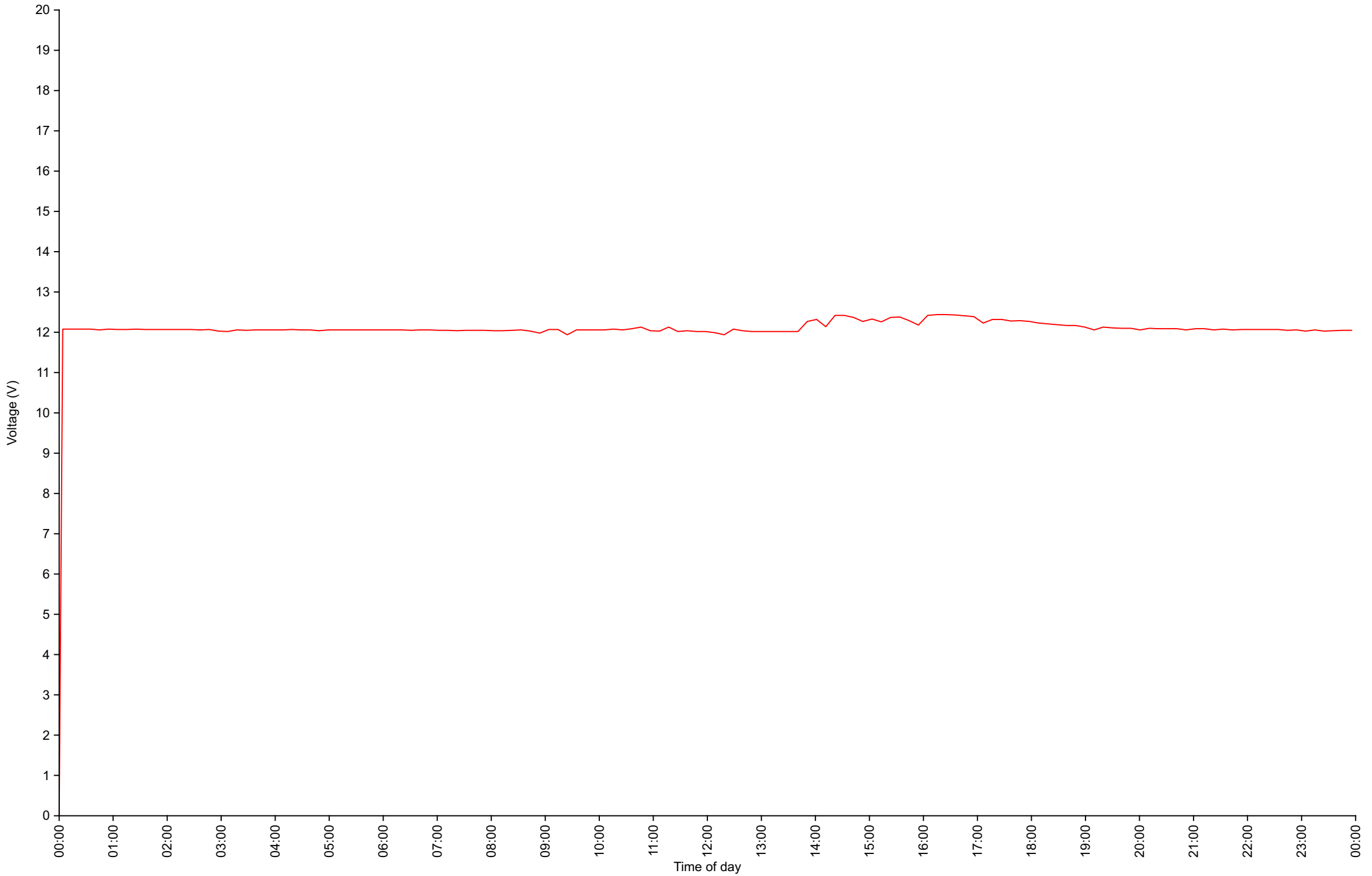
# Cumulative Speed Distribution Curve

## Daily Overview for Sun Sep 24 2023



# Voltage

## Daily Overview for Sun Sep 24 2023



# Traffic Report

Daily Overview for Mon Sep 25 2023

Vehicle Speed Classes (Mph)

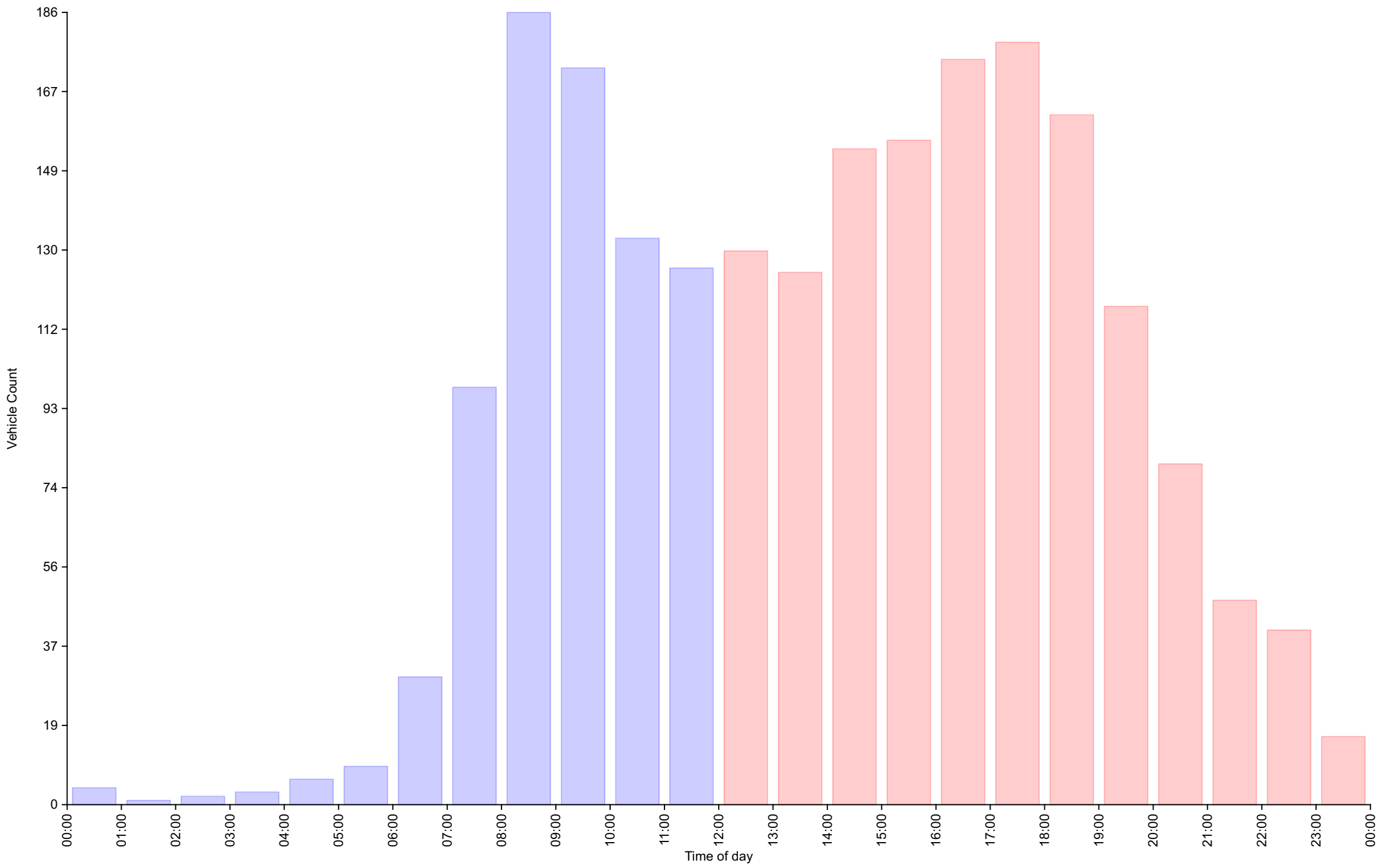
|          | <15   | 15<br>20 | 20<br>25  | 25<br>30  | 30<br>35      | 35<br>40   | 40<br>45  | 45<br>50 | 50<br>55 | 55<br>60 | 60<br>65 | 65<br>70 | >70   | Total      | 85th<br>Percentile |
|----------|-------|----------|-----------|-----------|---------------|------------|-----------|----------|----------|----------|----------|----------|-------|------------|--------------------|
| 00:00    | 0     | 0        | 0         | 1         | 1             | 2          | 0         | 0        | 0        | 0        | 0        | 0        | 0     | 4          | 36.2               |
| 01:00    | 0     | 0        | 0         | 0         | 0             | 1          | 0         | 0        | 0        | 0        | 0        | 0        | 0     | 1          | 38.4               |
| 02:00    | 0     | 0        | 0         | 0         | 0             | 1          | 1         | 0        | 0        | 0        | 0        | 0        | 0     | 2          | 39.2               |
| 03:00    | 0     | 0        | 0         | 0         | 1             | 1          | 1         | 0        | 0        | 0        | 0        | 0        | 0     | 3          | 39.3               |
| 04:00    | 0     | 0        | 0         | 2         | 0             | 1          | 3         | 0        | 0        | 0        | 0        | 0        | 0     | 6          | 43.1               |
| 05:00    | 0     | 0        | 0         | 0         | 1             | 3          | 5         | 0        | 0        | 0        | 0        | 0        | 0     | 9          | 41.9               |
| 06:00    | 0     | 0        | 0         | 5         | 7             | 6          | 8         | 3        | 1        | 0        | 0        | 0        | 0     | 30         | <b>43.5</b>        |
| 07:00    | 0     | 0        | 1         | 13        | 29            | 31         | 17        | 4        | <b>3</b> | 0        | 0        | 0        | 0     | 98         | 41.6               |
| 08:00    | 0     | 0        | 0         | 21        | <b>60</b>     | <b>67</b>  | 33        | 3        | 1        | <b>1</b> | 0        | 0        | 0     | <b>186</b> | 40.2               |
| 09:00    | 0     | <b>1</b> | <b>10</b> | <b>26</b> | 41            | 47         | <b>38</b> | <b>9</b> | 1        | 0        | 0        | 0        | 0     | 173        | 40.8               |
| 10:00    | 0     | 0        | 2         | 15        | 42            | 41         | 22        | 9        | 2        | 0        | 0        | 0        | 0     | 133        | 40.8               |
| 11:00    | 0     | 1        | 6         | 17        | 29            | 32         | 34        | 7        | 0        | 0        | 0        | 0        | 0     | 126        | 41.3               |
| 12:00    | 0     | 0        | 4         | 23        | 41            | 26         | 29        | 6        | 1        | 0        | 0        | 0        | 0     | 130        | 41.6               |
| 13:00    | 0     | 0        | 0         | 24        | 38            | 35         | 23        | 4        | 1        | 0        | 0        | 0        | 0     | 125        | 40.1               |
| 14:00    | 0     | 0        | 3         | 34        | 41            | 44         | 25        | 5        | <b>2</b> | 0        | 0        | 0        | 0     | 154        | 40.3               |
| 15:00    | 0     | 0        | 4         | 28        | 42            | 54         | 20        | <b>7</b> | 1        | 0        | 0        | 0        | 0     | 156        | 39.6               |
| 16:00    | 0     | <b>2</b> | <b>6</b>  | <b>43</b> | 48            | 44         | 26        | 5        | 1        | 0        | 0        | 0        | 0     | 175        | 40.3               |
| 17:00    | 0     | 2        | 1         | 22        | <b>61</b>     | <b>57</b>  | 29        | 6        | 1        | 0        | 0        | 0        | 0     | <b>179</b> | 40.0               |
| 18:00    | 0     | 0        | 2         | 23        | 44            | 45         | <b>38</b> | 7        | 2        | <b>1</b> | 0        | 0        | 0     | 162        | 41.5               |
| 19:00    | 0     | 0        | 2         | 22        | 36            | 33         | 19        | 5        | 0        | 0        | 0        | 0        | 0     | 117        | 40.1               |
| 20:00    | 0     | 1        | 2         | 15        | 31            | 23         | 7         | 1        | 0        | 0        | 0        | 0        | 0     | 80         | 37.7               |
| 21:00    | 0     | 0        | 2         | 10        | 19            | 14         | 3         | 0        | 0        | 0        | 0        | 0        | 0     | 48         | 36.9               |
| 22:00    | 0     | 0        | 0         | 8         | 15            | 11         | 3         | 2        | 2        | 0        | 0        | 0        | 0     | 41         | 39.9               |
| 23:00    | 0     | 0        | 0         | 1         | 5             | 2          | 7         | 0        | 0        | 1        | 0        | 0        | 0     | 16         | <b>42.6</b>        |
| AM Total | 0     | 2        | 19        | 100       | 211           | <b>233</b> | 162       | 35       | 8        | 1        | 0        | 0        | 0     |            |                    |
| PM Total | 0     | 5        | 26        | 253       | <b>421</b>    | 388        | 229       | 48       | 11       | 2        | 0        | 0        | 0     |            |                    |
| Total    | 0     | 7        | 45        | 353       | <b>632</b>    | 621        | 391       | 83       | 19       | 3        | 0        | 0        | 0     |            |                    |
| Percent  | 0.00% | 0.32%    | 2.09%     | 16.39%    | <b>29.34%</b> | 28.83%     | 18.15%    | 3.85%    | 0.88%    | 0.14%    | 0.00%    | 0.00%    | 0.00% |            |                    |

Total Vehicles : 2154  
 30th Percentile : 31.1 MPH  
 50th Percentile : 34.3 MPH  
 85th Percentile : 40.6 MPH  
 95th Percentile : 43.9 MPH  
 Average Speed : 35.0 MPH  
 Highest Speed : 57.8 MPH



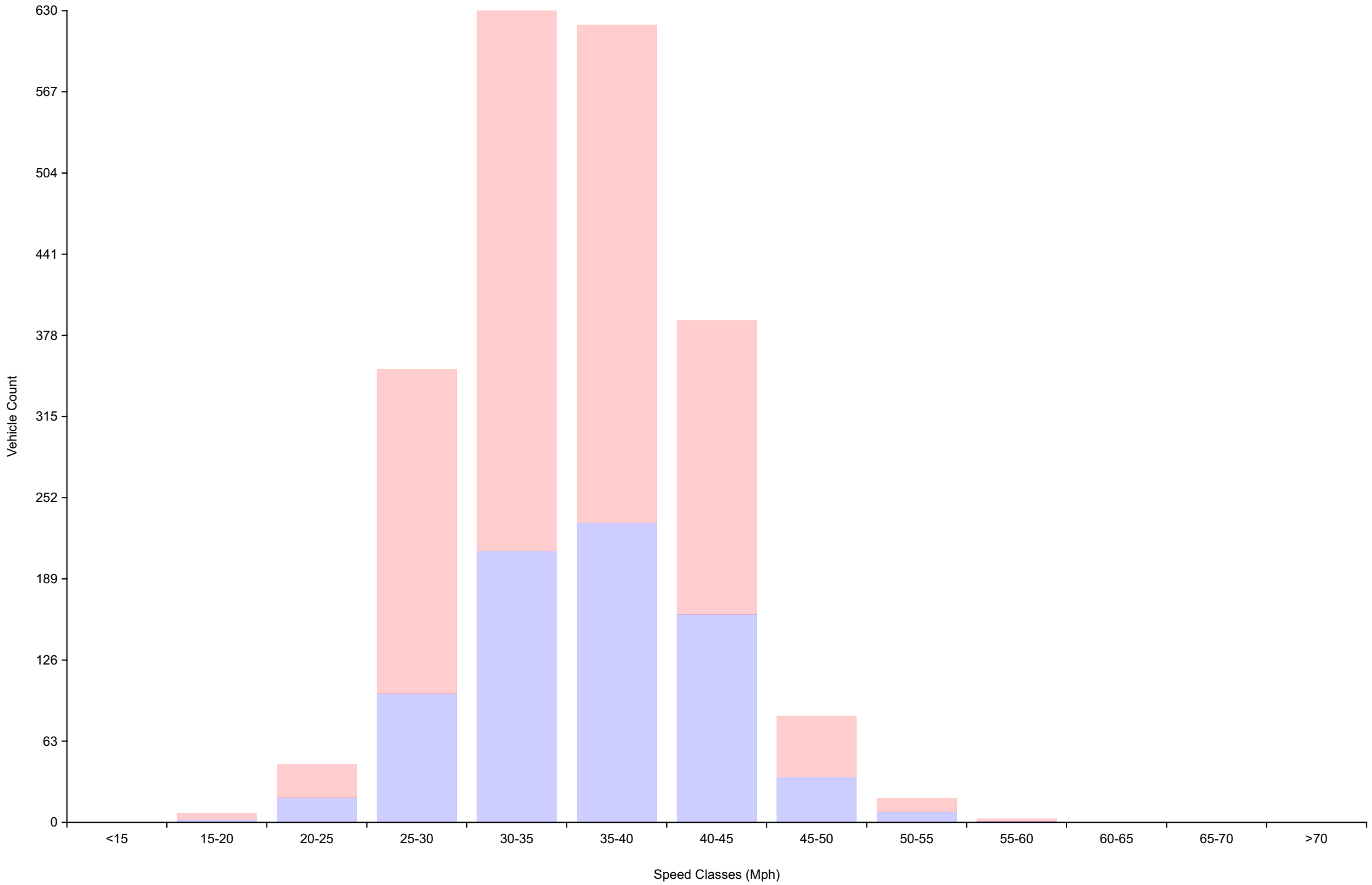
# Vehicle Counts By Hour

Daily Overview for Mon Sep 25 2023  
(60 Minute Resolution)

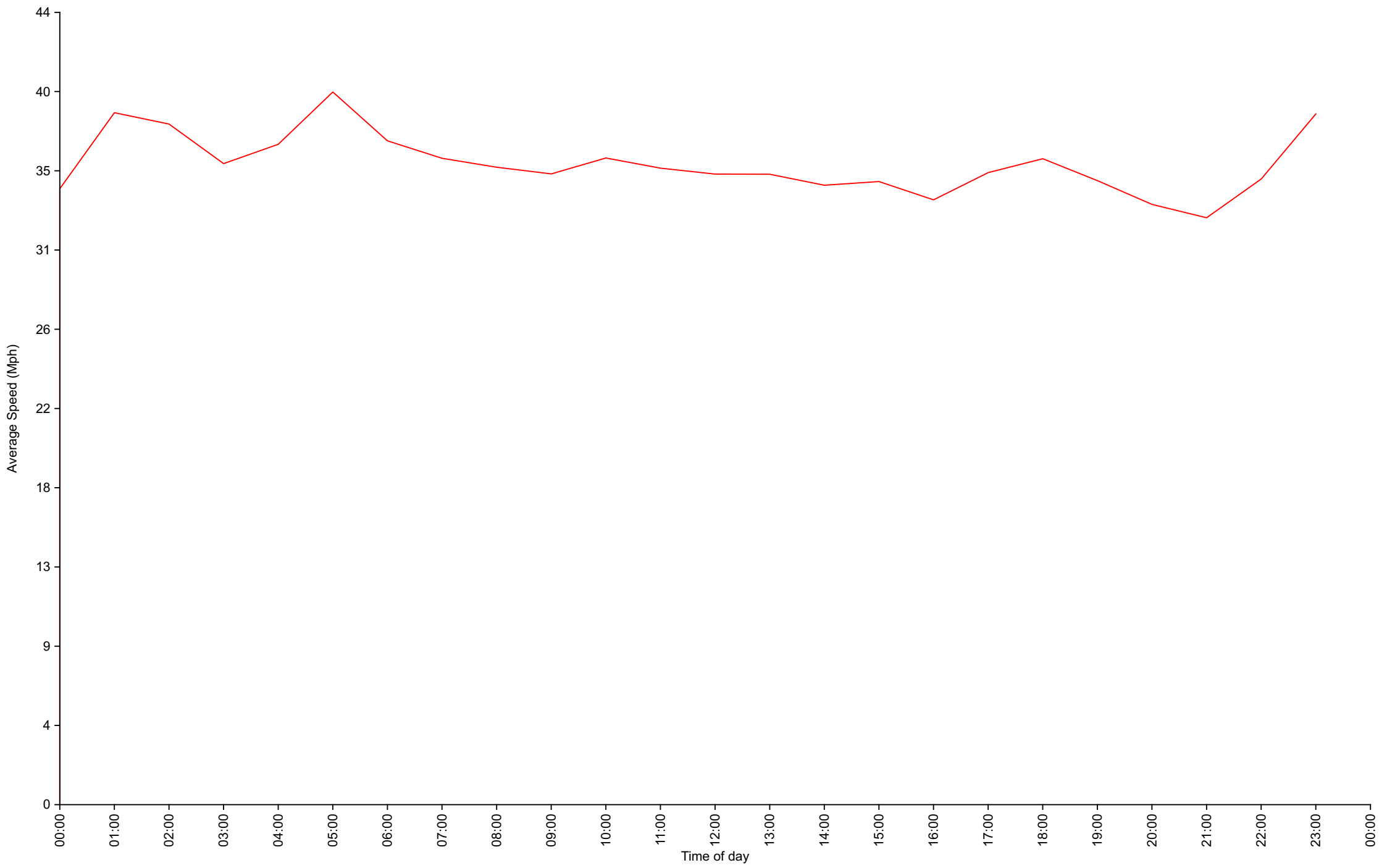


# Vehicle Counts By Speed Class

## Daily Overview for Mon Sep 25 2023

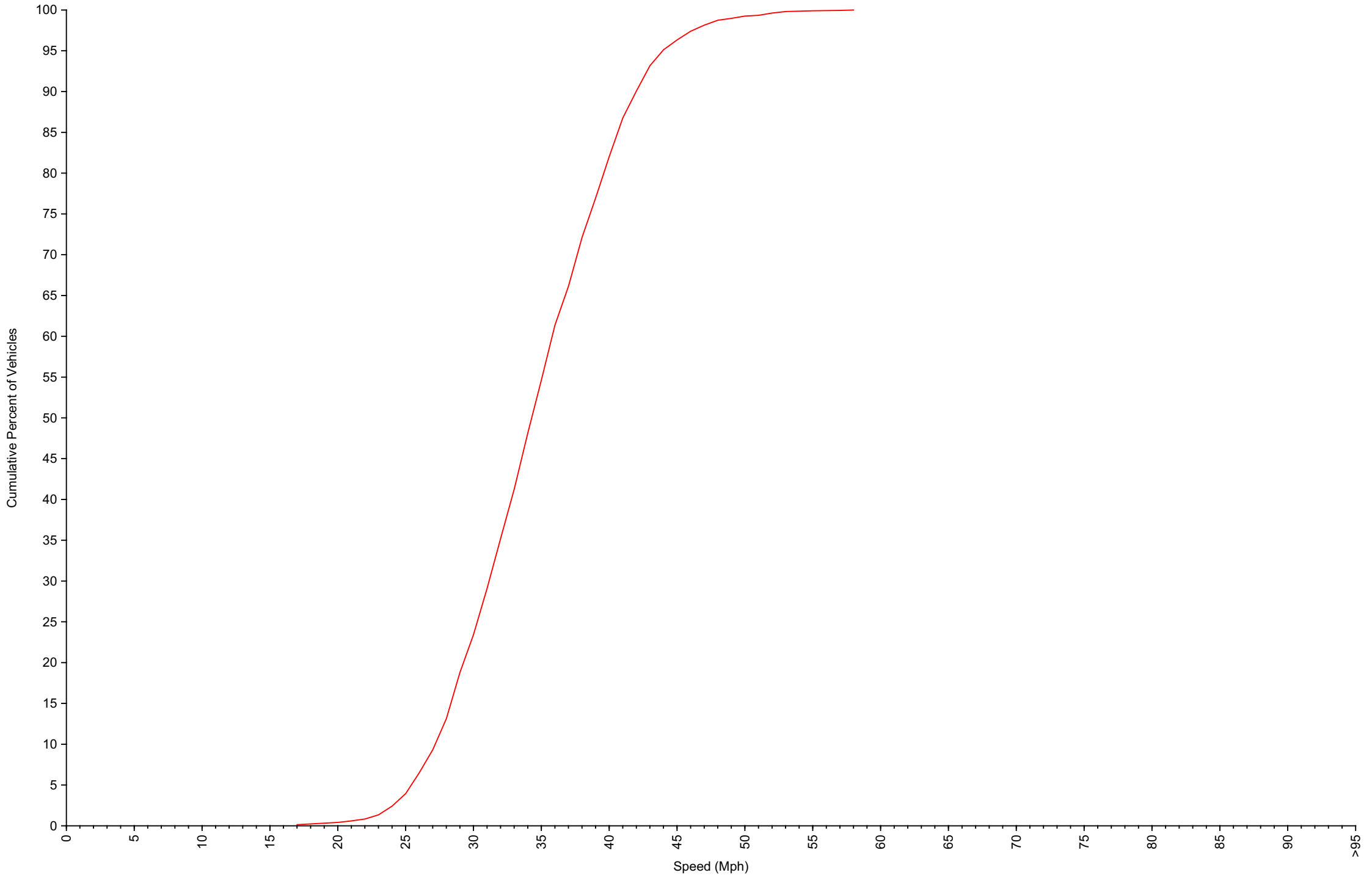


Average Speed By Hour  
Daily Overview for Mon Sep 25 2023  
(60 Minute Resolution)



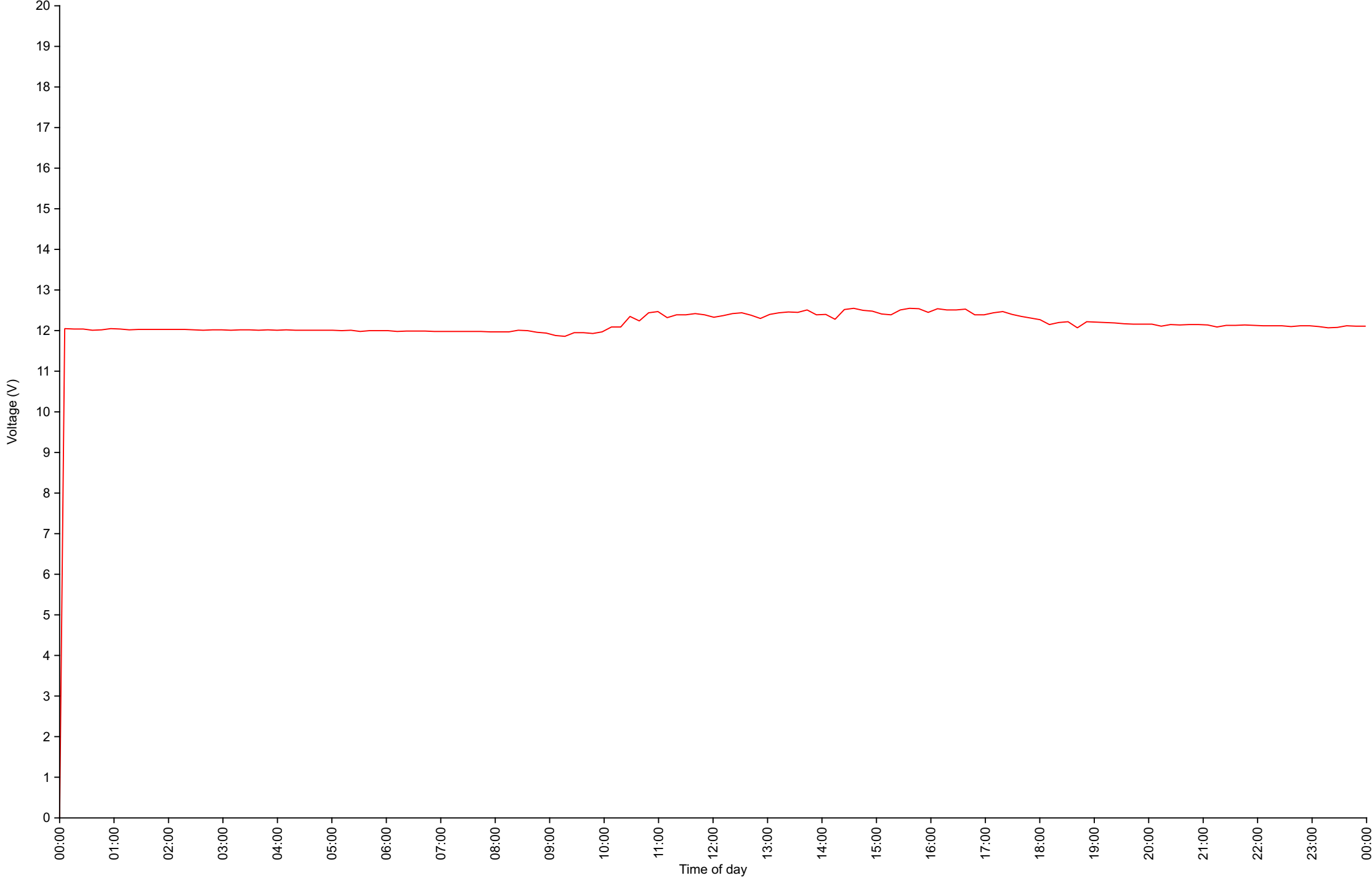
# Cumulative Speed Distribution Curve

## Daily Overview for Mon Sep 25 2023



# Voltage

## Daily Overview for Mon Sep 25 2023



# Traffic Report

Daily Overview for Tue Sep 26 2023

## Vehicle Speed Classes (Mph)

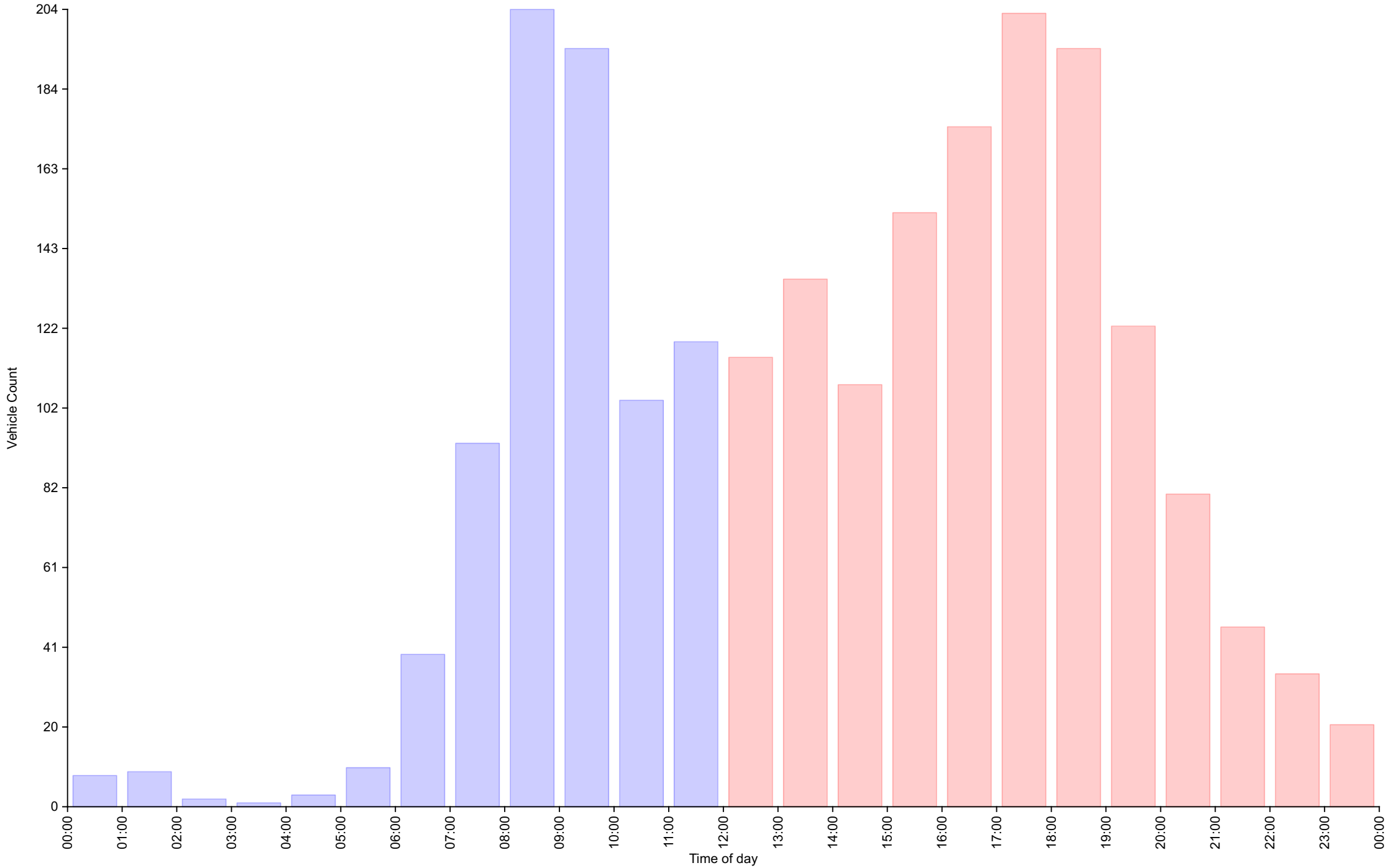
|          | <15   | 15<br>20 | 20<br>25 | 25<br>30 | 30<br>35 | 35<br>40 | 40<br>45 | 45<br>50 | 50<br>55 | 55<br>60 | 60<br>65 | 65<br>70 | >70   | Total | 85th<br>Percentile |
|----------|-------|----------|----------|----------|----------|----------|----------|----------|----------|----------|----------|----------|-------|-------|--------------------|
| 00:00    | 0     | 0        | 0        | 0        | 1        | 3        | 2        | 2        | 0        | 0        | 0        | 0        | 0     | 8     | 45.4               |
| 01:00    | 0     | 0        | 0        | 0        | 1        | 3        | 4        | 1        | 0        | 0        | 0        | 0        | 0     | 9     | 43.5               |
| 02:00    | 0     | 0        | 0        | 0        | 2        | 0        | 0        | 0        | 0        | 0        | 0        | 0        | 0     | 2     | 32.8               |
| 03:00    | 0     | 0        | 0        | 0        | 0        | 1        | 0        | 0        | 0        | 0        | 0        | 0        | 0     | 1     | 35.7               |
| 04:00    | 0     | 0        | 0        | 1        | 1        | 1        | 0        | 0        | 0        | 0        | 0        | 0        | 0     | 3     | 35.8               |
| 05:00    | 0     | 0        | 0        | 1        | 1        | 4        | 2        | 1        | 1        | 0        | 0        | 0        | 0     | 10    | 45.0               |
| 06:00    | 0     | 0        | 0        | 4        | 4        | 15       | 11       | 4        | 1        | 0        | 0        | 0        | 0     | 39    | 42.7               |
| 07:00    | 0     | 0        | 2        | 15       | 20       | 28       | 21       | 7        | 0        | 0        | 0        | 0        | 0     | 93    | 42.0               |
| 08:00    | 0     | 0        | 4        | 45       | 69       | 53       | 24       | 8        | 1        | 0        | 0        | 0        | 0     | 204   | 39.3               |
| 09:00    | 0     | 1        | 11       | 46       | 49       | 52       | 28       | 7        | 0        | 0        | 0        | 0        | 0     | 194   | 39.6               |
| 10:00    | 0     | 1        | 3        | 21       | 27       | 32       | 12       | 7        | 1        | 0        | 0        | 0        | 0     | 104   | 40.1               |
| 11:00    | 0     | 0        | 4        | 32       | 34       | 28       | 17       | 3        | 1        | 0        | 0        | 0        | 0     | 119   | 39.5               |
| 12:00    | 0     | 0        | 5        | 20       | 30       | 30       | 23       | 6        | 1        | 0        | 0        | 0        | 0     | 115   | 40.0               |
| 13:00    | 0     | 0        | 3        | 22       | 35       | 38       | 31       | 6        | 0        | 0        | 0        | 0        | 0     | 135   | 41.5               |
| 14:00    | 0     | 0        | 2        | 12       | 29       | 38       | 19       | 6        | 1        | 1        | 0        | 0        | 0     | 108   | 41.8               |
| 15:00    | 0     | 0        | 6        | 32       | 45       | 44       | 19       | 6        | 0        | 0        | 0        | 0        | 0     | 152   | 39.5               |
| 16:00    | 0     | 0        | 7        | 36       | 55       | 46       | 22       | 5        | 3        | 0        | 0        | 0        | 0     | 174   | 40.1               |
| 17:00    | 0     | 0        | 8        | 42       | 55       | 51       | 40       | 7        | 0        | 0        | 0        | 0        | 0     | 203   | 40.0               |
| 18:00    | 0     | 0        | 1        | 38       | 63       | 57       | 23       | 8        | 3        | 1        | 0        | 0        | 0     | 194   | 40.4               |
| 19:00    | 0     | 0        | 1        | 16       | 40       | 40       | 18       | 6        | 2        | 0        | 0        | 0        | 0     | 123   | 39.9               |
| 20:00    | 1     | 0        | 3        | 19       | 29       | 12       | 13       | 3        | 0        | 0        | 0        | 0        | 0     | 80    | 40.2               |
| 21:00    | 0     | 0        | 0        | 10       | 19       | 9        | 5        | 3        | 0        | 0        | 0        | 0        | 0     | 46    | 39.1               |
| 22:00    | 0     | 0        | 0        | 6        | 9        | 12       | 7        | 0        | 0        | 0        | 0        | 0        | 0     | 34    | 39.9               |
| 23:00    | 0     | 0        | 0        | 4        | 8        | 6        | 3        | 0        | 0        | 0        | 0        | 0        | 0     | 21    | 38.7               |
| AM Total | 0     | 2        | 24       | 165      | 209      | 220      | 121      | 40       | 5        | 0        | 0        | 0        | 0     |       |                    |
| PM Total | 1     | 0        | 36       | 257      | 417      | 383      | 223      | 56       | 10       | 2        | 0        | 0        | 0     |       |                    |
| Total    | 1     | 2        | 60       | 422      | 626      | 603      | 344      | 96       | 15       | 2        | 0        | 0        | 0     |       |                    |
| Percent  | 0.05% | 0.09%    | 2.76%    | 19.44%   | 28.83%   | 27.78%   | 15.85%   | 4.42%    | 0.69%    | 0.09%    | 0.00%    | 0.00%    | 0.00% |       |                    |

Total Vehicles : 2171  
 30th Percentile : 30.4 MPH  
 50th Percentile : 33.8 MPH  
 85th Percentile : 40.3 MPH  
 95th Percentile : 44.1 MPH  
 Average Speed : 34.5 MPH  
 Highest Speed : 57.3 MPH

# Vehicle Counts By Hour

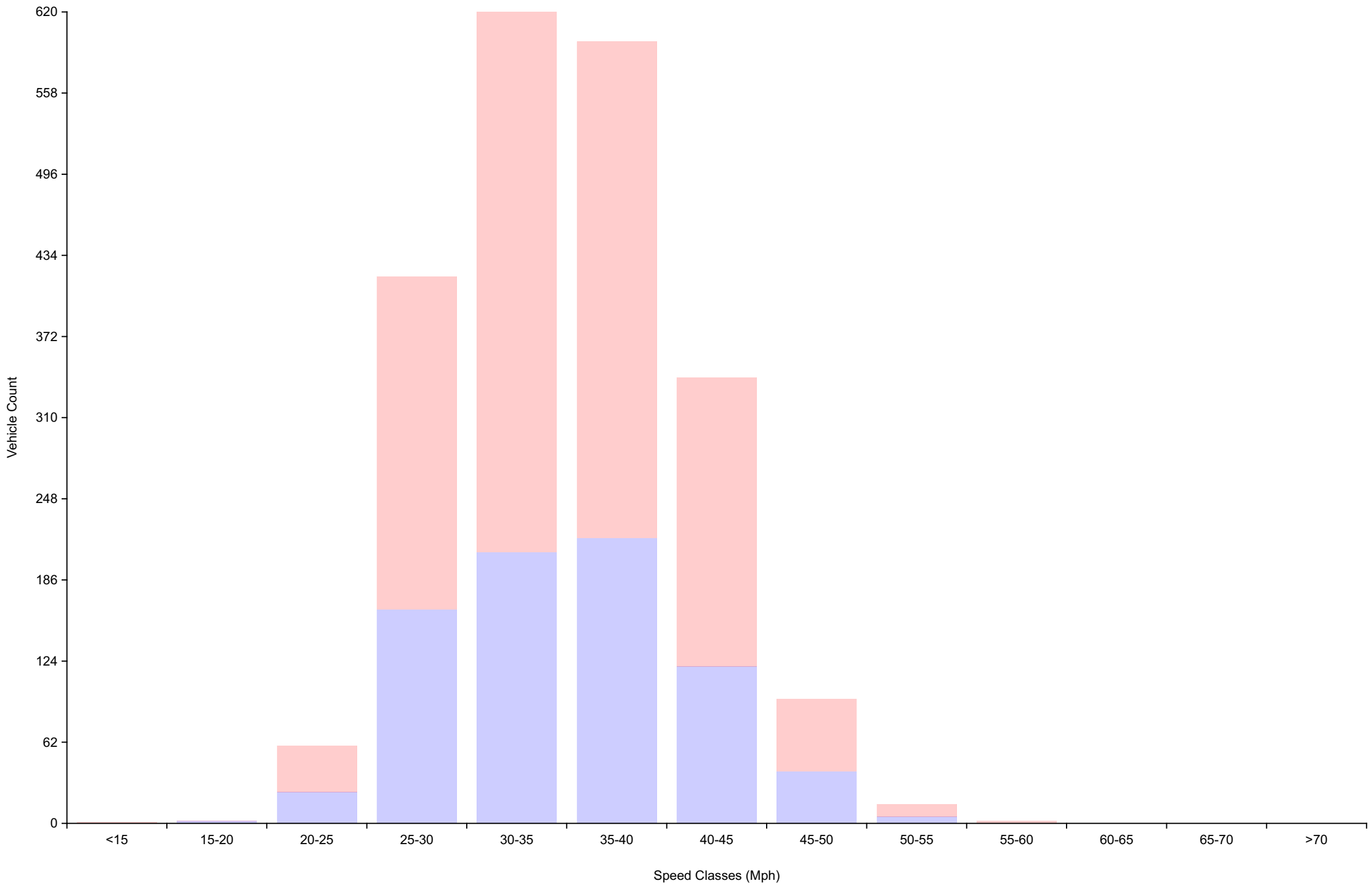
## Daily Overview for Tue Sep 26 2023

(60 Minute Resolution)



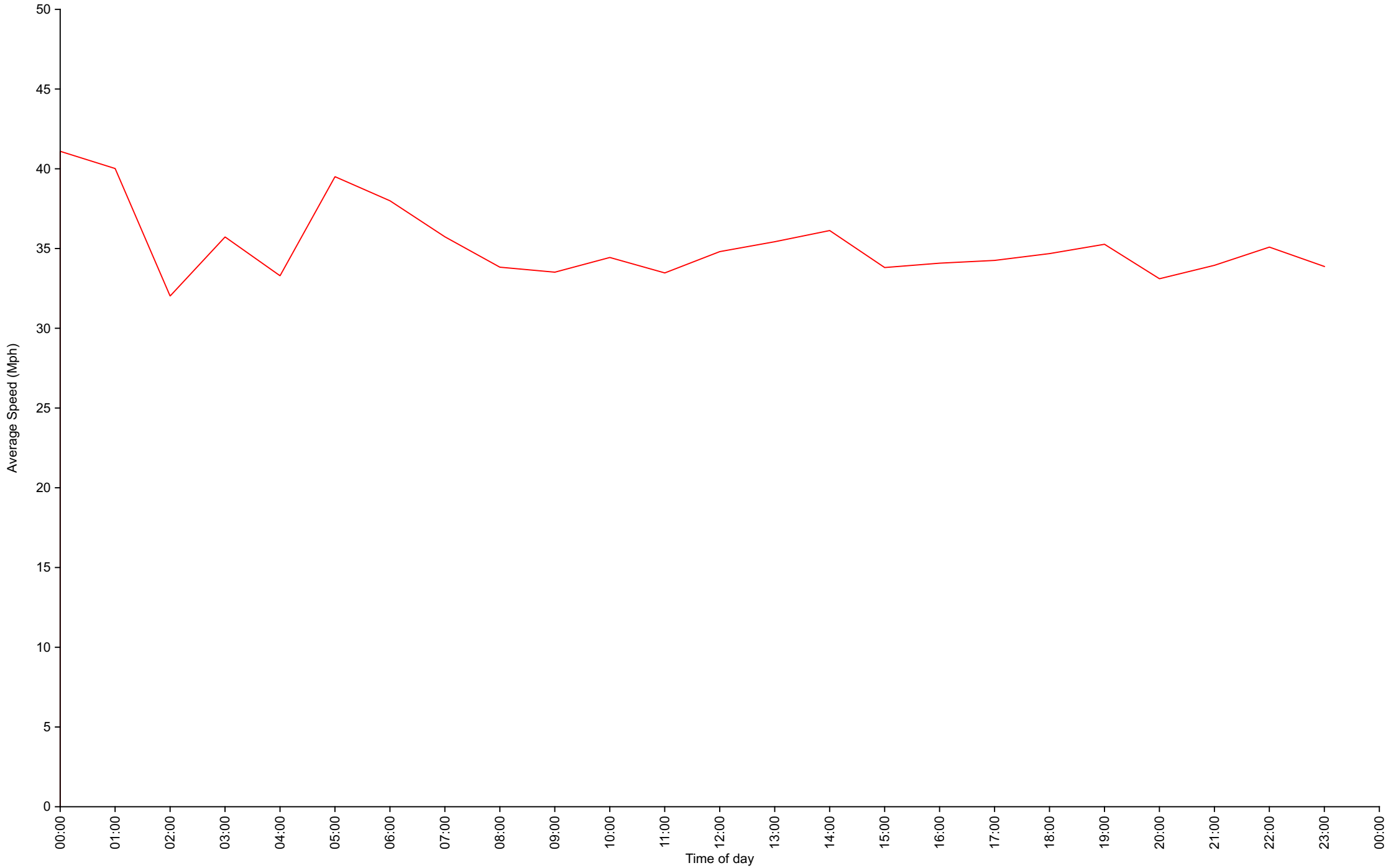
# Vehicle Counts By Speed Class

## Daily Overview for Tue Sep 26 2023



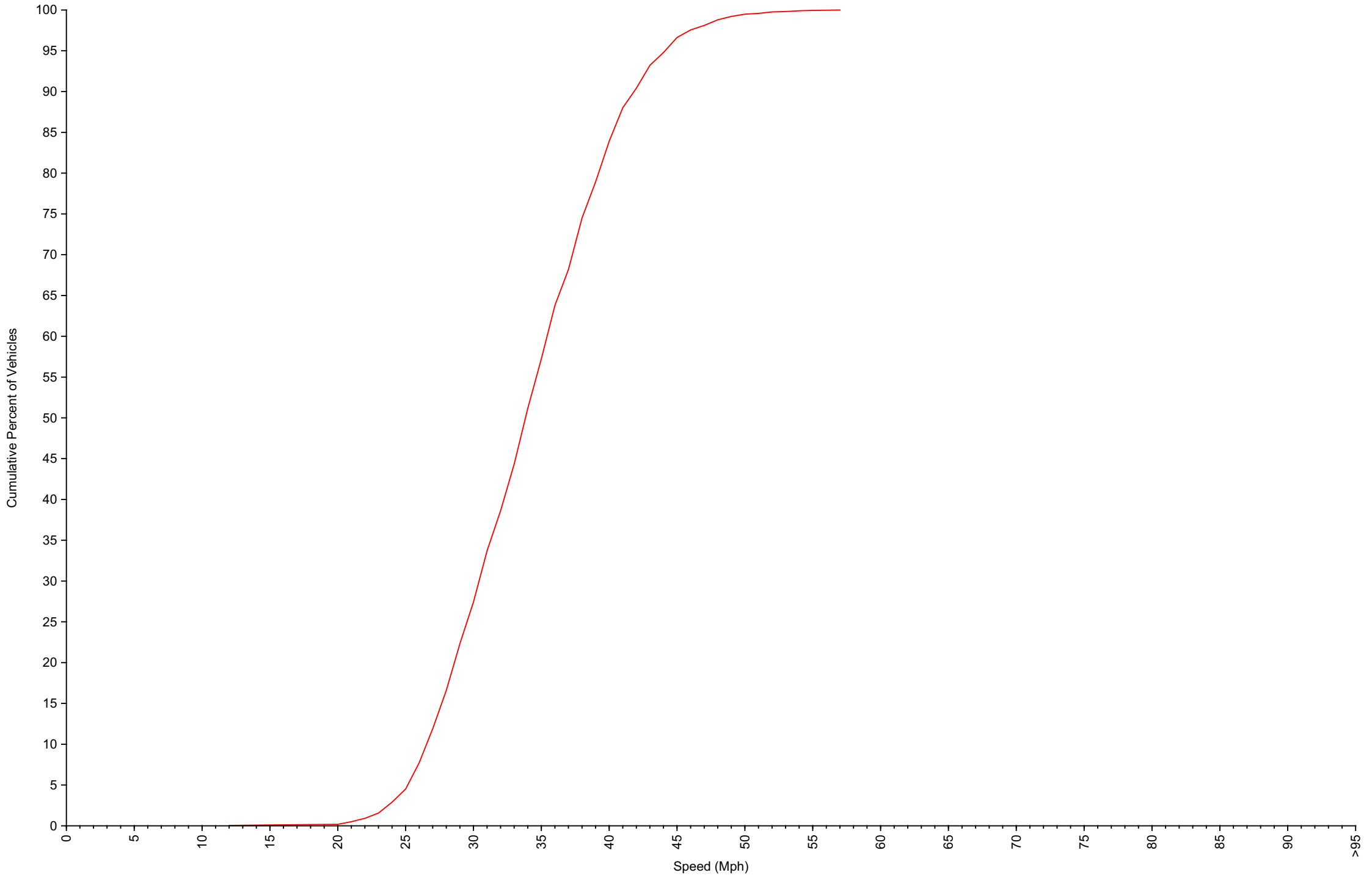


Average Speed By Hour  
Daily Overview for Tue Sep 26 2023  
(60 Minute Resolution)



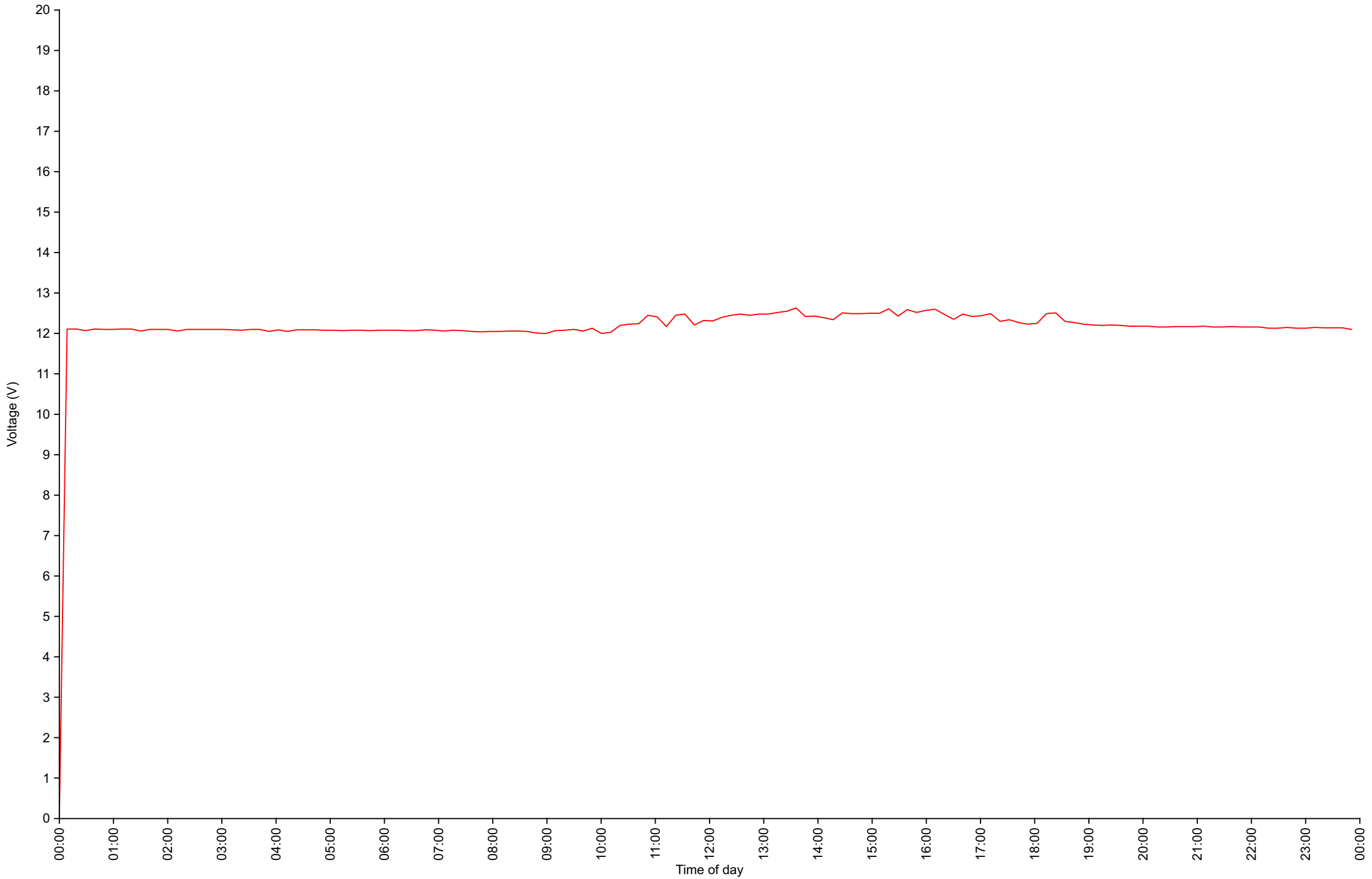
# Cumulative Speed Distribution Curve

## Daily Overview for Tue Sep 26 2023



# Voltage

## Daily Overview for Tue Sep 26 2023



# Traffic Report

Daily Overview for Wed Sep 27 2023

Vehicle Speed Classes (Mph)

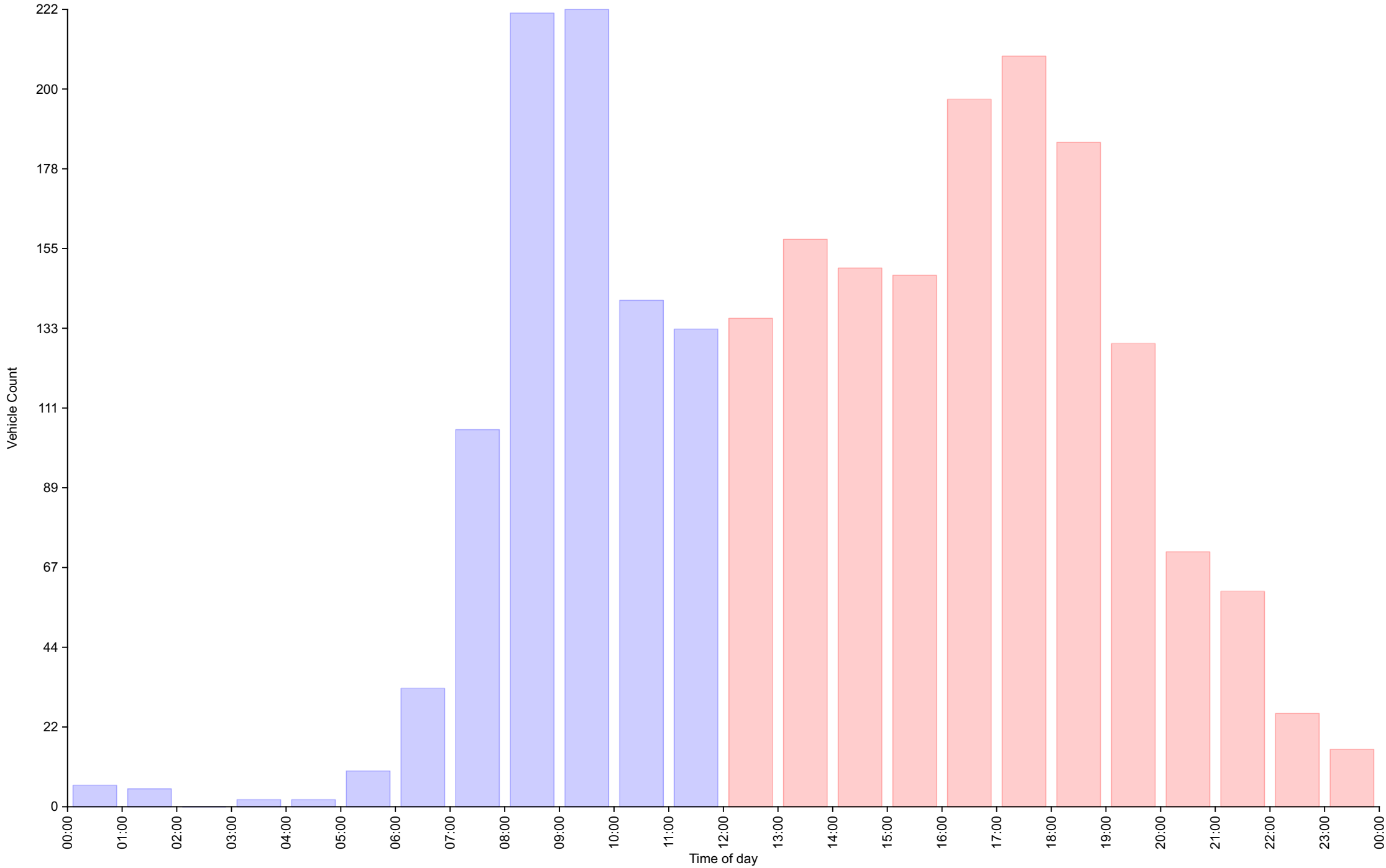
|          | <15      | 15<br>20 | 20<br>25  | 25<br>30  | 30<br>35      | 35<br>40   | 40<br>45  | 45<br>50  | 50<br>55 | 55<br>60 | 60<br>65 | 65<br>70 | >70   | Total      | 85th<br>Percentile |
|----------|----------|----------|-----------|-----------|---------------|------------|-----------|-----------|----------|----------|----------|----------|-------|------------|--------------------|
| 00:00    | 0        | 0        | 0         | 0         | 4             | 0          | 1         | 1         | 0        | 0        | 0        | 0        | 0     | 6          | 40.7               |
| 01:00    | 0        | 0        | 0         | 1         | 2             | 1          | 1         | 0         | 0        | 0        | 0        | 0        | 0     | 5          | 38.5               |
| 02:00    | 0        | 0        | 0         | 0         | 0             | 0          | 0         | 0         | 0        | 0        | 0        | 0        | 0     | 0          | 0.0                |
| 03:00    | 0        | 0        | 0         | 0         | 0             | 2          | 0         | 0         | 0        | 0        | 0        | 0        | 0     | 2          | 37.7               |
| 04:00    | 0        | 0        | 0         | 0         | 1             | 1          | 0         | 0         | 0        | 0        | 0        | 0        | 0     | 2          | 36.9               |
| 05:00    | 0        | 0        | 1         | 1         | 3             | 2          | 2         | 1         | 0        | 0        | 0        | 0        | 0     | 10         | 40.5               |
| 06:00    | 0        | 0        | 0         | 5         | 5             | 11         | 9         | 2         | 0        | <b>1</b> | 0        | 0        | 0     | 33         | <b>43.4</b>        |
| 07:00    | 0        | 0        | 4         | 20        | 21            | 24         | 23        | 11        | <b>2</b> | 0        | 0        | 0        | 0     | 105        | 42.7               |
| 08:00    | 0        | 0        | 1         | <b>42</b> | <b>71</b>     | 56         | <b>37</b> | <b>12</b> | 1        | 1        | 0        | 0        | 0     | 221        | 40.9               |
| 09:00    | 0        | 0        | 11        | 42        | 63            | <b>64</b>  | 31        | 10        | 0        | 1        | 0        | 0        | 0     | <b>222</b> | 39.6               |
| 10:00    | 0        | <b>1</b> | <b>12</b> | 26        | 37            | 43         | 16        | 6         | 0        | 0        | 0        | 0        | 0     | 141        | 39.2               |
| 11:00    | 0        | 0        | 3         | 30        | 32            | 41         | 21        | 6         | 0        | 0        | 0        | 0        | 0     | 133        | 39.8               |
| 12:00    | <b>1</b> | 0        | 6         | 30        | 39            | 33         | 22        | 4         | 1        | 0        | 0        | 0        | 0     | 136        | 39.7               |
| 13:00    | 0        | 0        | 9         | 31        | 50            | 40         | 22        | 5         | 1        | 0        | 0        | 0        | 0     | 158        | 39.5               |
| 14:00    | 0        | 0        | 4         | 32        | 48            | 43         | 18        | 4         | 1        | 0        | 0        | 0        | 0     | 150        | 39.1               |
| 15:00    | 0        | <b>2</b> | 9         | 23        | 45            | 38         | 23        | <b>7</b>  | 0        | <b>1</b> | 0        | 0        | 0     | 148        | 40.6               |
| 16:00    | 0        | 0        | 6         | 36        | <b>73</b>     | 55         | 23        | 3         | 1        | 0        | 0        | 0        | 0     | 197        | 38.7               |
| 17:00    | 0        | 1        | <b>12</b> | <b>46</b> | 63            | <b>63</b>  | 19        | 4         | 0        | 1        | 0        | 0        | 0     | <b>209</b> | 38.4               |
| 18:00    | 0        | 0        | 0         | 27        | 53            | 58         | <b>40</b> | 6         | 1        | 0        | 0        | 0        | 0     | 185        | 40.6               |
| 19:00    | 0        | 0        | 3         | 27        | 50            | 30         | 17        | 2         | 0        | 0        | 0        | 0        | 0     | 129        | 38.9               |
| 20:00    | 0        | 0        | 6         | 19        | 19            | 16         | 10        | 1         | 0        | 0        | 0        | 0        | 0     | 71         | 39.1               |
| 21:00    | 0        | 0        | 2         | 20        | 21            | 7          | 7         | 2         | 1        | 0        | 0        | 0        | 0     | 60         | 40.0               |
| 22:00    | 0        | 0        | 0         | 2         | 9             | 5          | 5         | 3         | <b>2</b> | 0        | 0        | 0        | 0     | 26         | <b>45.1</b>        |
| 23:00    | 0        | 0        | 0         | 6         | 4             | 3          | 1         | 1         | 1        | 0        | 0        | 0        | 0     | 16         | 41.2               |
| AM Total | 0        | 1        | 32        | 167       | 239           | <b>245</b> | 141       | 49        | 3        | 3        | 0        | 0        | 0     |            |                    |
| PM Total | 1        | 3        | 57        | 299       | <b>474</b>    | 391        | 207       | 42        | 9        | 2        | 0        | 0        | 0     |            |                    |
| Total    | 1        | 4        | 89        | 466       | <b>713</b>    | 636        | 348       | 91        | 12       | 5        | 0        | 0        | 0     |            |                    |
| Percent  | 0.04%    | 0.17%    | 3.76%     | 19.70%    | <b>30.15%</b> | 26.89%     | 14.71%    | 3.85%     | 0.51%    | 0.21%    | 0.00%    | 0.00%    | 0.00% |            |                    |

Total Vehicles : 2365  
 30th Percentile : 30.2 MPH  
 50th Percentile : 33.5 MPH  
 85th Percentile : 39.9 MPH  
 95th Percentile : 43.7 MPH  
 Average Speed : 34.2 MPH  
 Highest Speed : 59.0 MPH

# Vehicle Counts By Hour

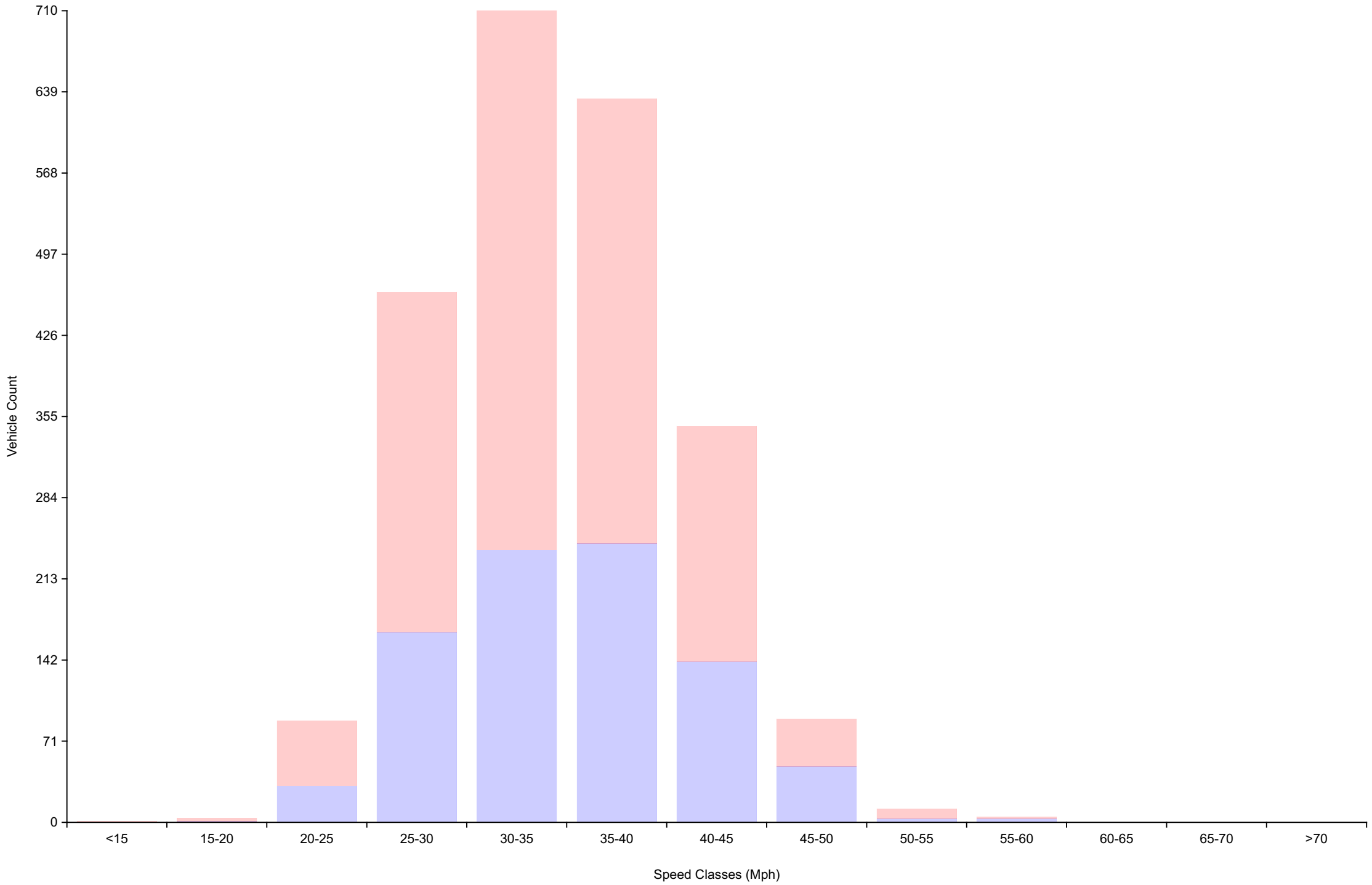
## Daily Overview for Wed Sep 27 2023

(60 Minute Resolution)



# Vehicle Counts By Speed Class

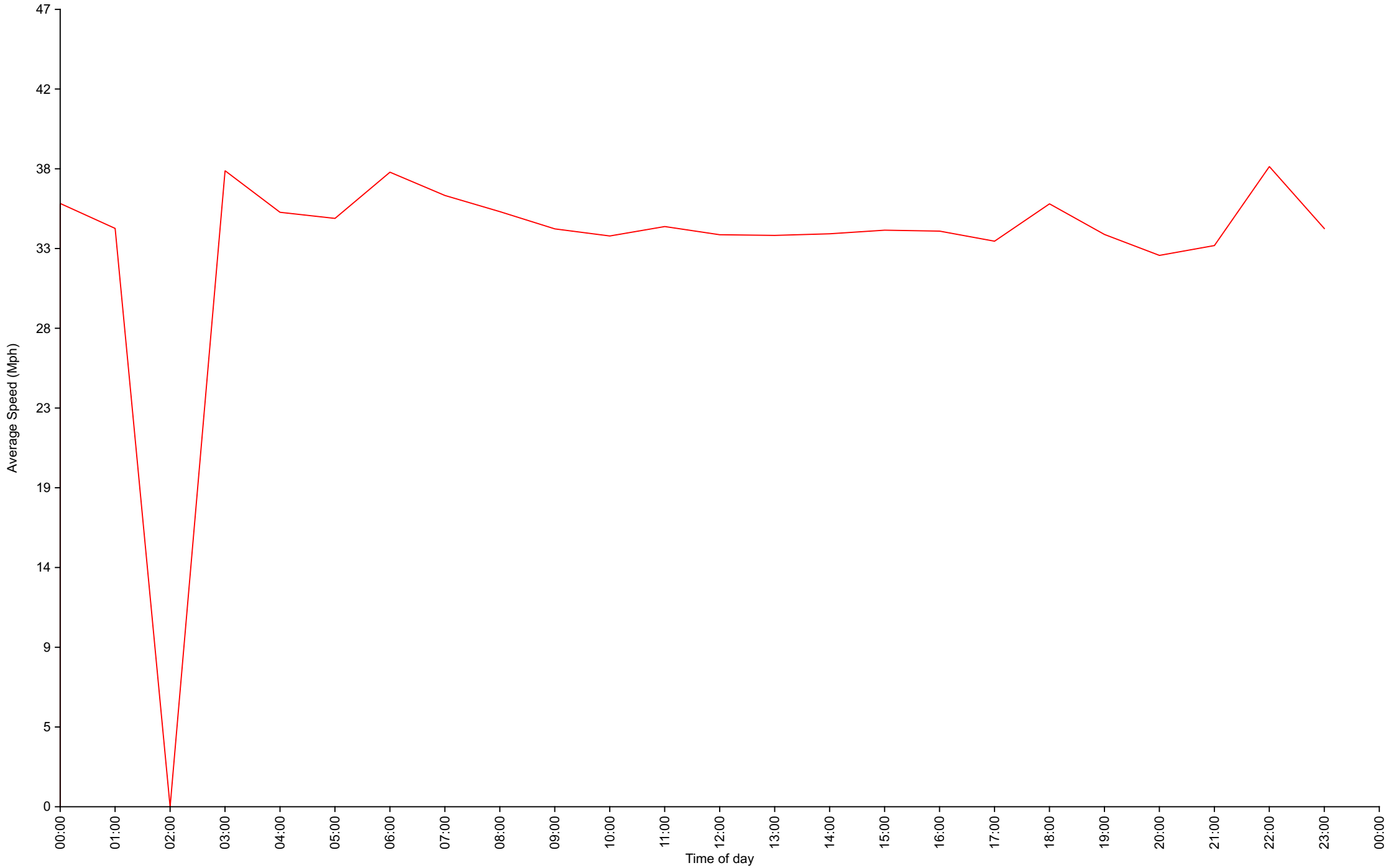
## Daily Overview for Wed Sep 27 2023



# Average Speed By Hour

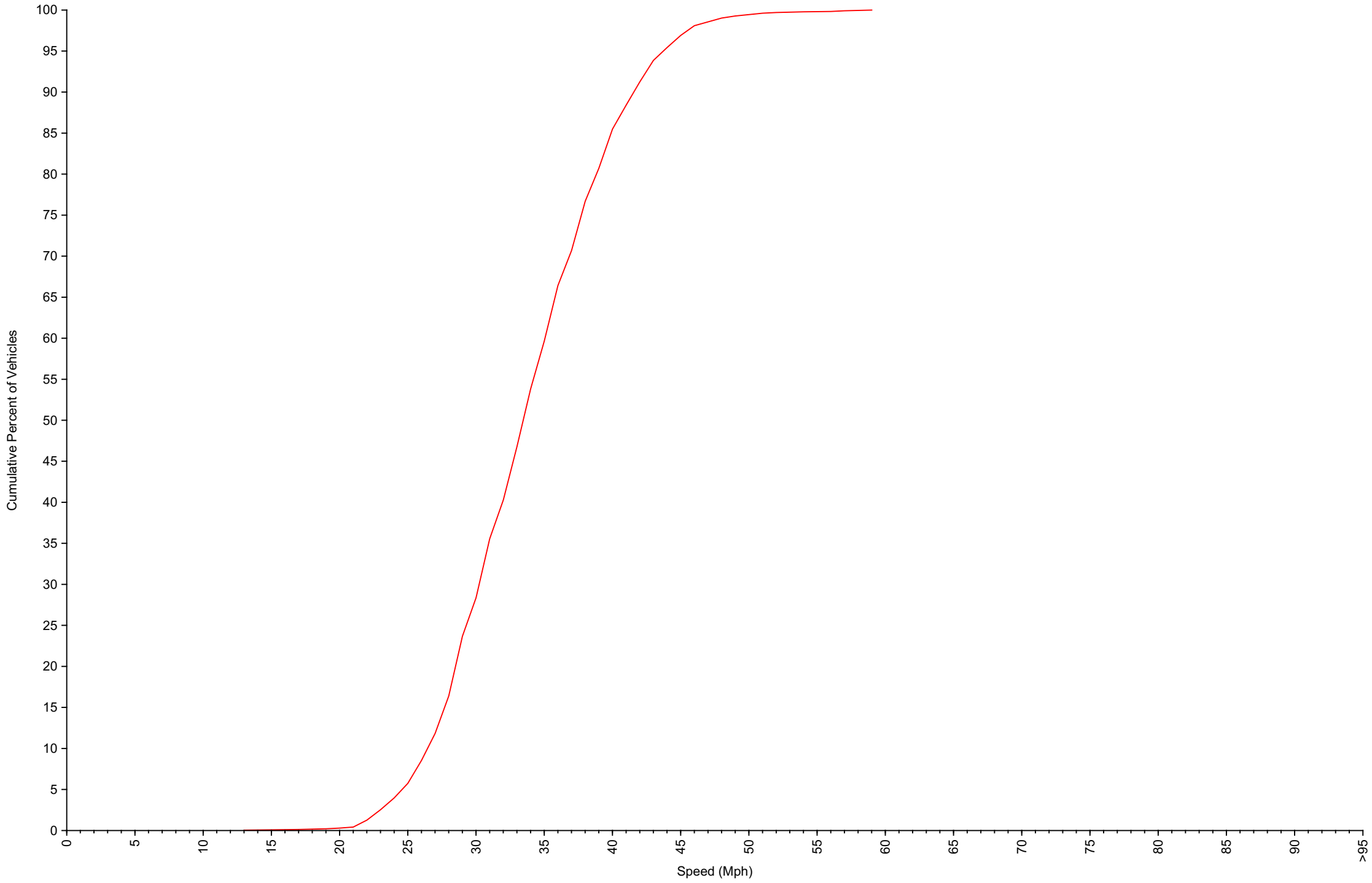
## Daily Overview for Wed Sep 27 2023

(60 Minute Resolution)



# Cumulative Speed Distribution Curve

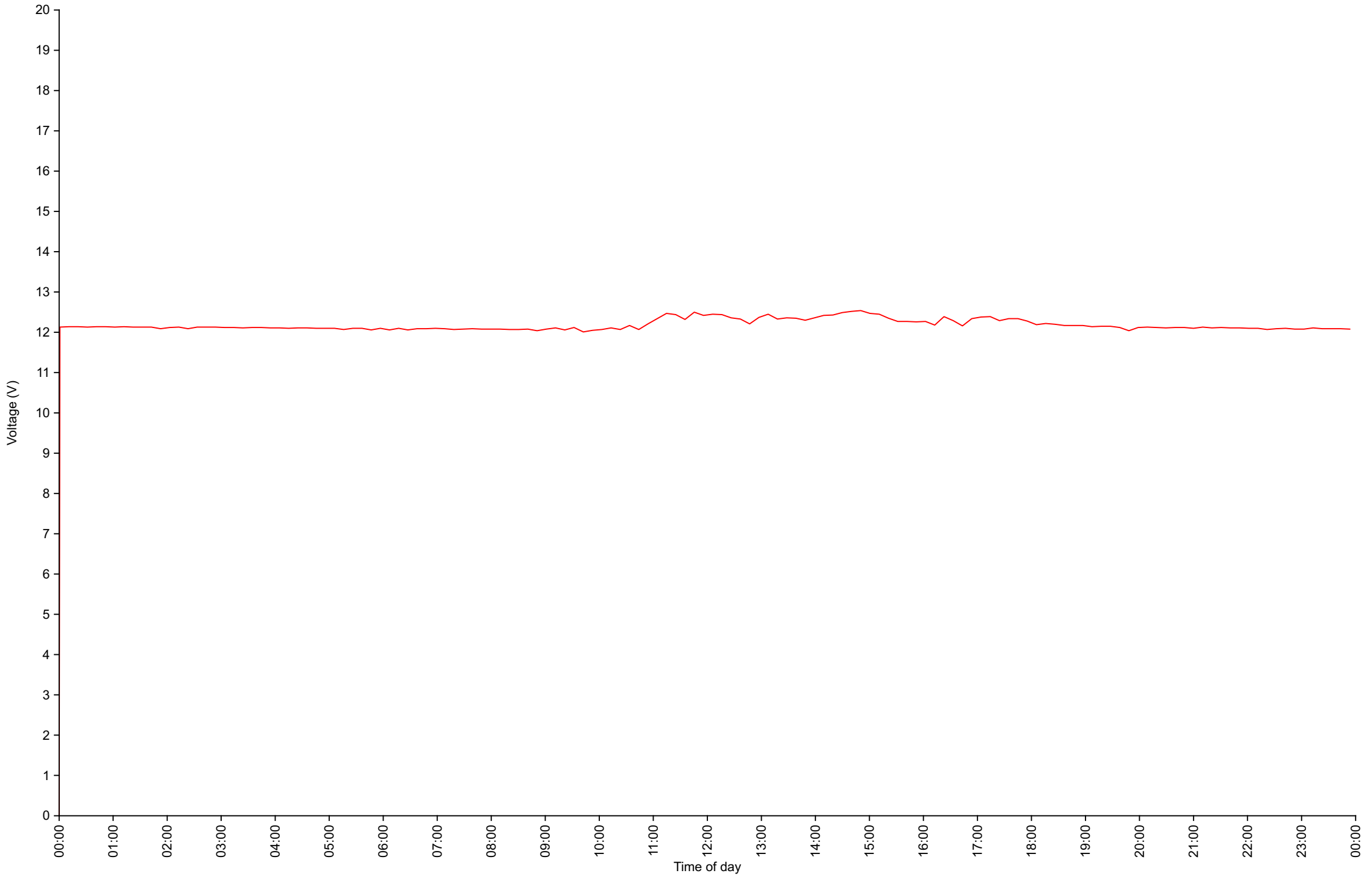
## Daily Overview for Wed Sep 27 2023





# Voltage

## Daily Overview for Wed Sep 27 2023



# Traffic Report

Daily Overview for Thu Sep 28 2023

*Vehicle Speed Classes (Mph)*

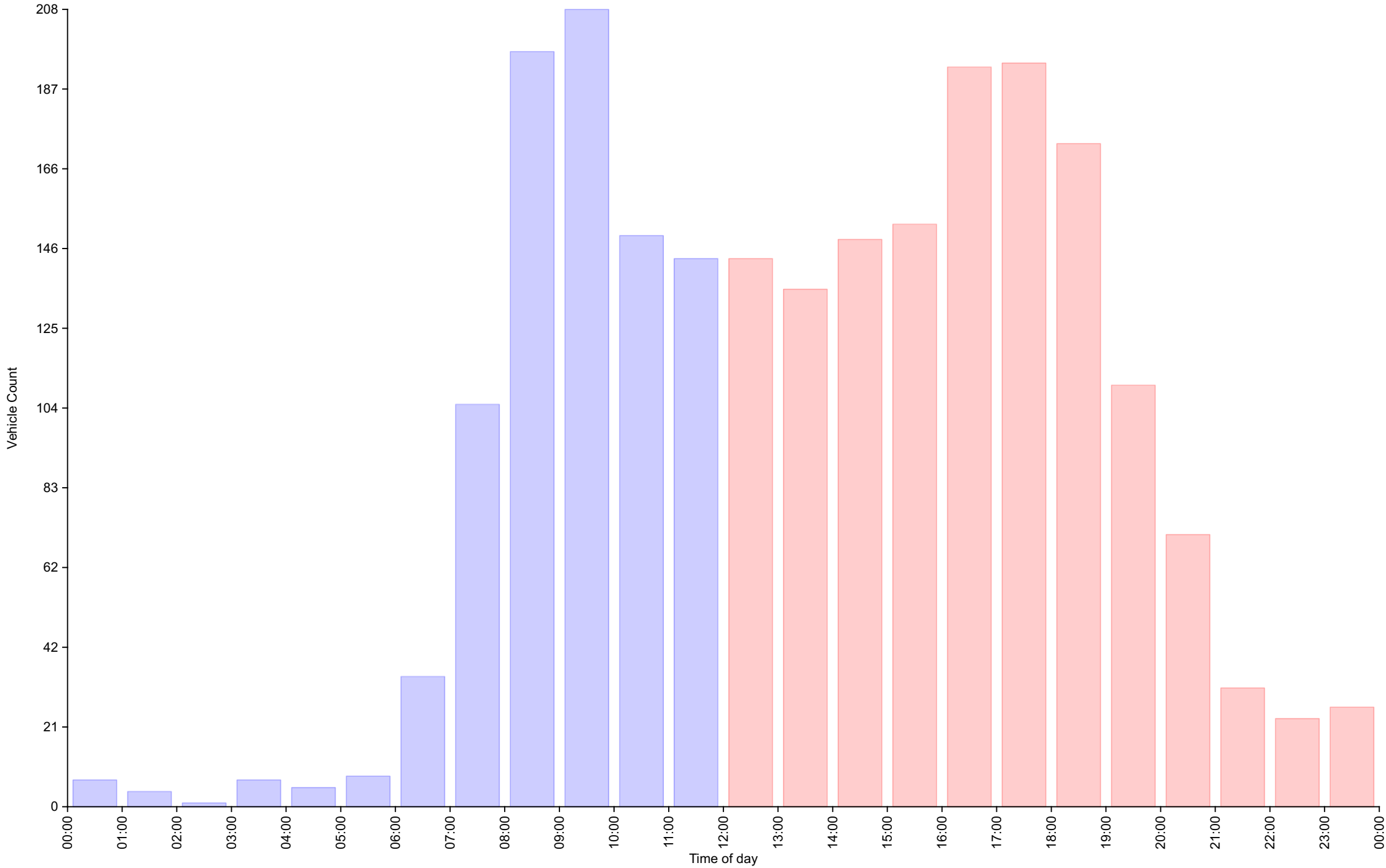
|          | <15      | 15<br>20 | 20<br>25 | 25<br>30  | 30<br>35      | 35<br>40   | 40<br>45  | 45<br>50 | 50<br>55 | 55<br>60 | 60<br>65 | 65<br>70 | >70   | Total      | 85th<br>Percentile |
|----------|----------|----------|----------|-----------|---------------|------------|-----------|----------|----------|----------|----------|----------|-------|------------|--------------------|
| 00:00    | 0        | 0        | 0        | 1         | 1             | 3          | 0         | 1        | 1        | 0        | 0        | 0        | 0     | 7          | 44.6               |
| 01:00    | 0        | 0        | 0        | 1         | 2             | 0          | 0         | 1        | 0        | 0        | 0        | 0        | 0     | 4          | 40.0               |
| 02:00    | 0        | 0        | 0        | 0         | 1             | 0          | 0         | 0        | 0        | 0        | 0        | 0        | 0     | 1          | 33.1               |
| 03:00    | 0        | 0        | 1        | 1         | 3             | 1          | 1         | 0        | 0        | 0        | 0        | 0        | 0     | 7          | 35.9               |
| 04:00    | 0        | 0        | 0        | 1         | 1             | 2          | 1         | 0        | 0        | 0        | 0        | 0        | 0     | 5          | 38.8               |
| 05:00    | 0        | 0        | 0        | 2         | 2             | 3          | 0         | 1        | 0        | 0        | 0        | 0        | 0     | 8          | 38.8               |
| 06:00    | 0        | 0        | 0        | 1         | 7             | 9          | 10        | 4        | 0        | <b>3</b> | 0        | 0        | 0     | 34         | <b>44.9</b>        |
| 07:00    | 0        | 0        | <b>7</b> | 21        | 26            | 29         | 14        | 5        | <b>3</b> | 0        | 0        | 0        | 0     | 105        | 40.1               |
| 08:00    | 0        | 0        | 5        | 33        | <b>58</b>     | <b>62</b>  | <b>28</b> | <b>9</b> | 2        | 0        | 0        | 0        | 0     | 197        | 40.1               |
| 09:00    | 0        | <b>3</b> | 3        | <b>60</b> | 51            | 56         | 27        | 7        | 1        | 0        | 0        | 0        | 0     | <b>208</b> | 39.5               |
| 10:00    | 0        | 0        | 2        | 33        | 37            | 43         | 25        | 7        | 1        | 1        | 0        | 0        | 0     | 149        | 41.1               |
| 11:00    | 0        | 1        | 1        | 28        | 50            | 38         | 20        | 3        | 2        | 0        | 0        | 0        | 0     | 143        | 39.7               |
| 12:00    | 0        | <b>1</b> | 5        | 21        | 50            | 38         | 21        | 7        | 0        | 0        | 0        | 0        | 0     | 143        | 40.1               |
| 13:00    | <b>1</b> | 1        | <b>9</b> | 26        | 35            | 37         | 19        | 6        | 1        | 0        | 0        | 0        | 0     | 135        | 40.0               |
| 14:00    | 0        | 0        | 0        | 26        | 50            | 41         | 21        | 7        | <b>3</b> | 0        | 0        | 0        | 0     | 148        | 40.6               |
| 15:00    | 0        | 0        | 3        | 33        | 46            | 46         | 23        | 1        | 0        | 0        | 0        | 0        | 0     | 152        | 39.2               |
| 16:00    | 0        | 0        | 8        | <b>44</b> | 49            | 48         | <b>38</b> | 5        | 0        | <b>1</b> | 0        | 0        | 0     | 193        | <b>40.3</b>        |
| 17:00    | 0        | 0        | 3        | 35        | <b>67</b>     | <b>55</b>  | 24        | <b>8</b> | 2        | 0        | 0        | 0        | 0     | <b>194</b> | 39.6               |
| 18:00    | 0        | 0        | 0        | 29        | 62            | 53         | 23        | 6        | 0        | 0        | 0        | 0        | 0     | 173        | 39.5               |
| 19:00    | 0        | 0        | 9        | 24        | 29            | 26         | 17        | 4        | 1        | 0        | 0        | 0        | 0     | 110        | 39.9               |
| 20:00    | 0        | 0        | 2        | 17        | 23            | 26         | 2         | 1        | 0        | 0        | 0        | 0        | 0     | 71         | 37.4               |
| 21:00    | 0        | 0        | 1        | 10        | 12            | 5          | 2         | 1        | 0        | 0        | 0        | 0        | 0     | 31         | 35.3               |
| 22:00    | 0        | 0        | 2        | 8         | 5             | 5          | 3         | 0        | 0        | 0        | 0        | 0        | 0     | 23         | 38.3               |
| 23:00    | 0        | 0        | 0        | 14        | 5             | 4          | 3         | 0        | 0        | 0        | 0        | 0        | 0     | 26         | 36.2               |
| AM Total | 0        | 4        | 19       | 182       | 239           | <b>246</b> | 126       | 38       | 10       | 4        | 0        | 0        | 0     |            |                    |
| PM Total | 1        | 2        | 42       | 287       | <b>433</b>    | 384        | 196       | 46       | 7        | 1        | 0        | 0        | 0     |            |                    |
| Total    | 1        | 6        | 61       | 469       | <b>672</b>    | 630        | 322       | 84       | 17       | 5        | 0        | 0        | 0     |            |                    |
| Percent  | 0.04%    | 0.26%    | 2.69%    | 20.69%    | <b>29.64%</b> | 27.79%     | 14.20%    | 3.71%    | 0.75%    | 0.22%    | 0.00%    | 0.00%    | 0.00% |            |                    |

Total Vehicles : 2267  
 30th Percentile : 30.2 MPH  
 50th Percentile : 33.4 MPH  
 85th Percentile : 40.0 MPH  
 95th Percentile : 43.8 MPH  
 Average Speed : 34.2 MPH  
 Highest Speed : 57.5 MPH

# Vehicle Counts By Hour

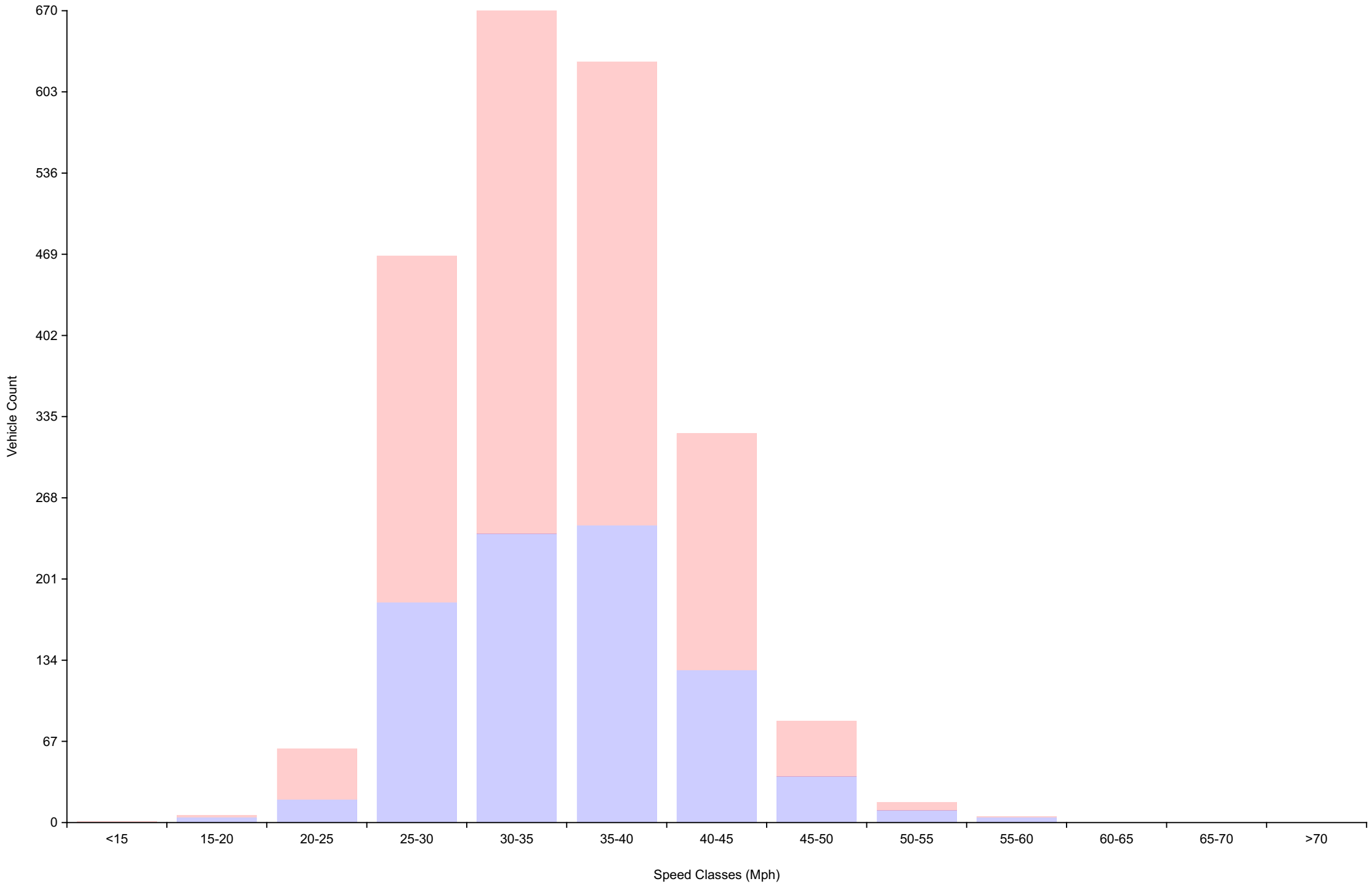
## Daily Overview for Thu Sep 28 2023

(60 Minute Resolution)

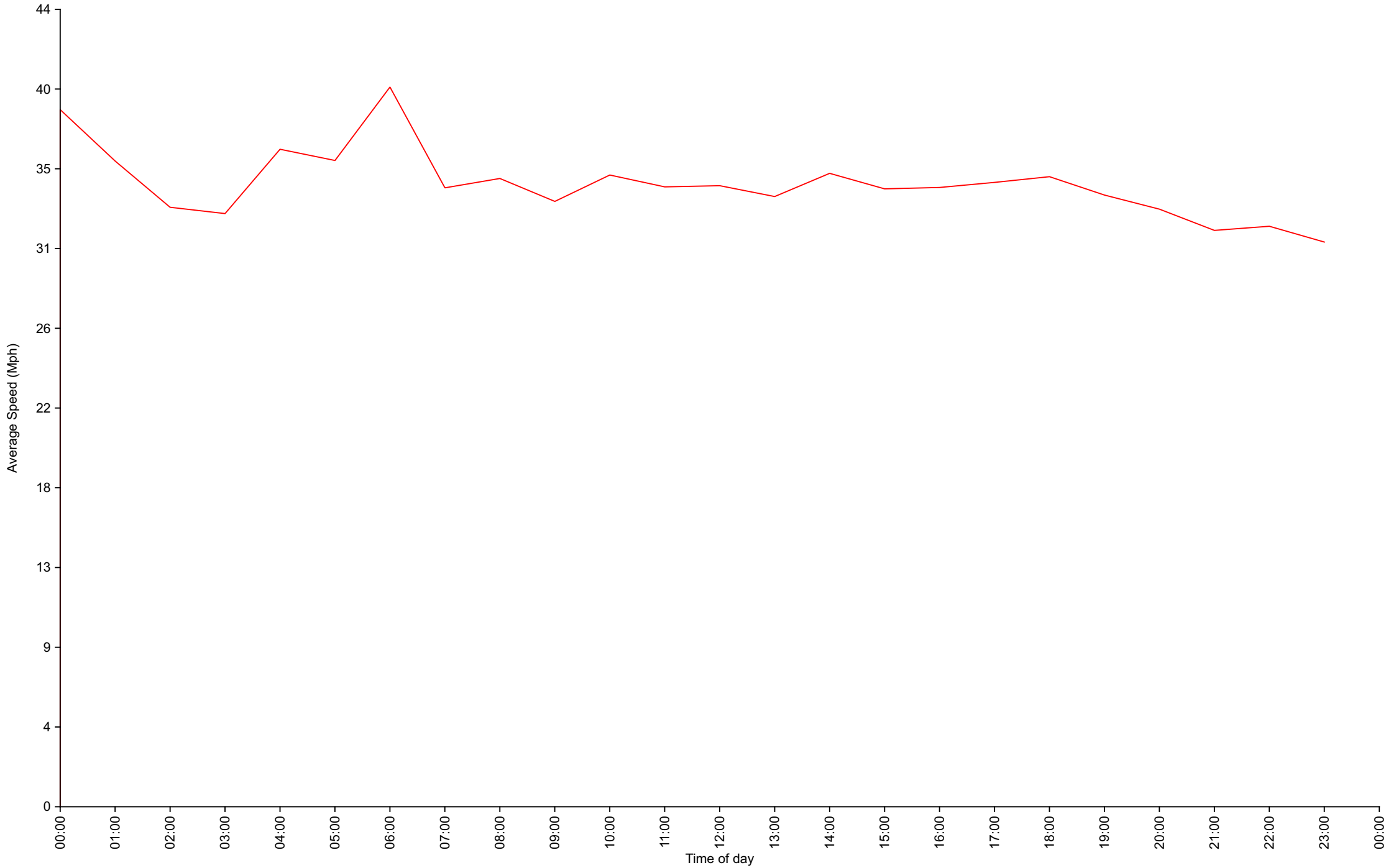


# Vehicle Counts By Speed Class

## Daily Overview for Thu Sep 28 2023

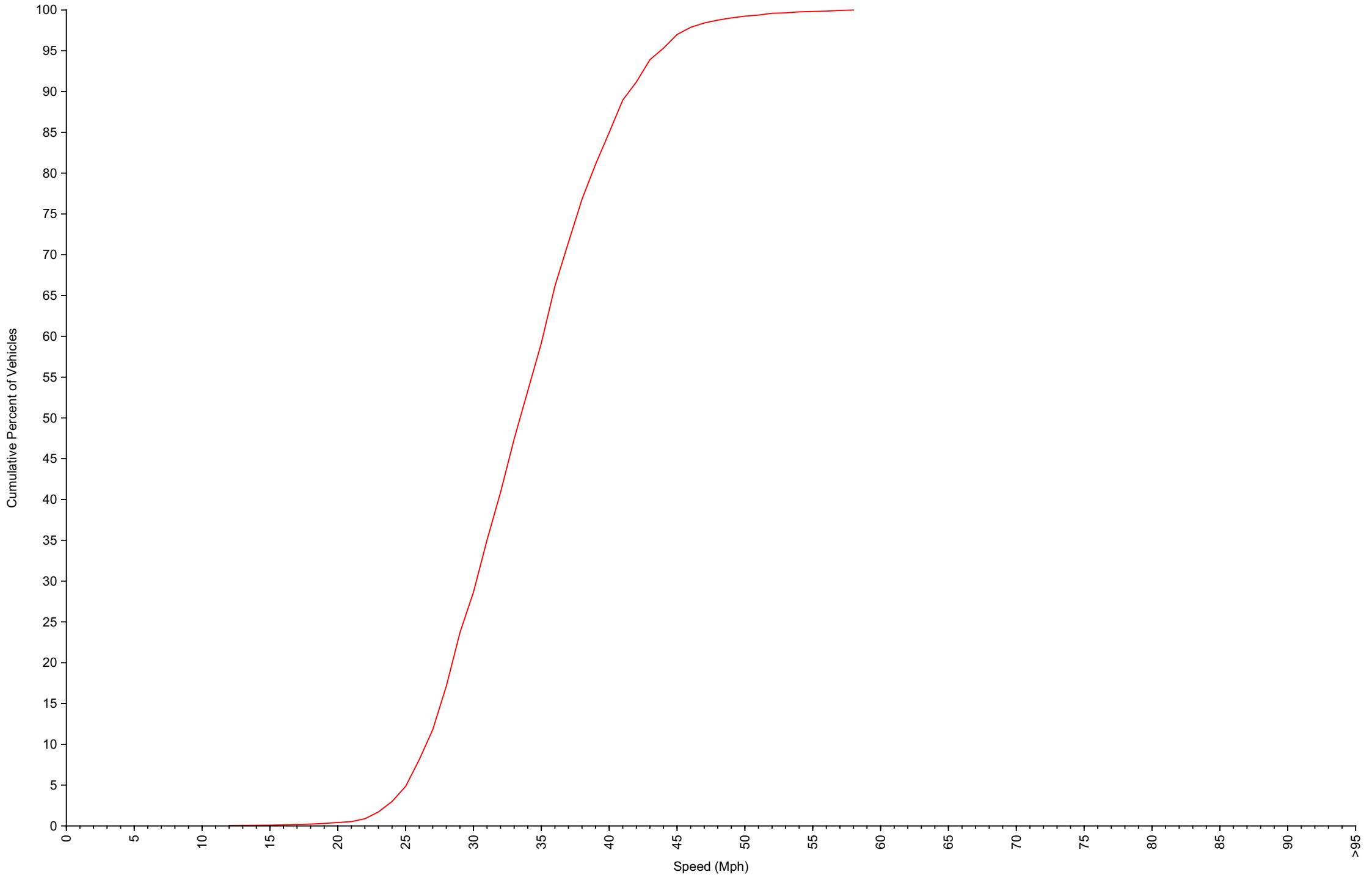


Average Speed By Hour  
Daily Overview for Thu Sep 28 2023  
(60 Minute Resolution)



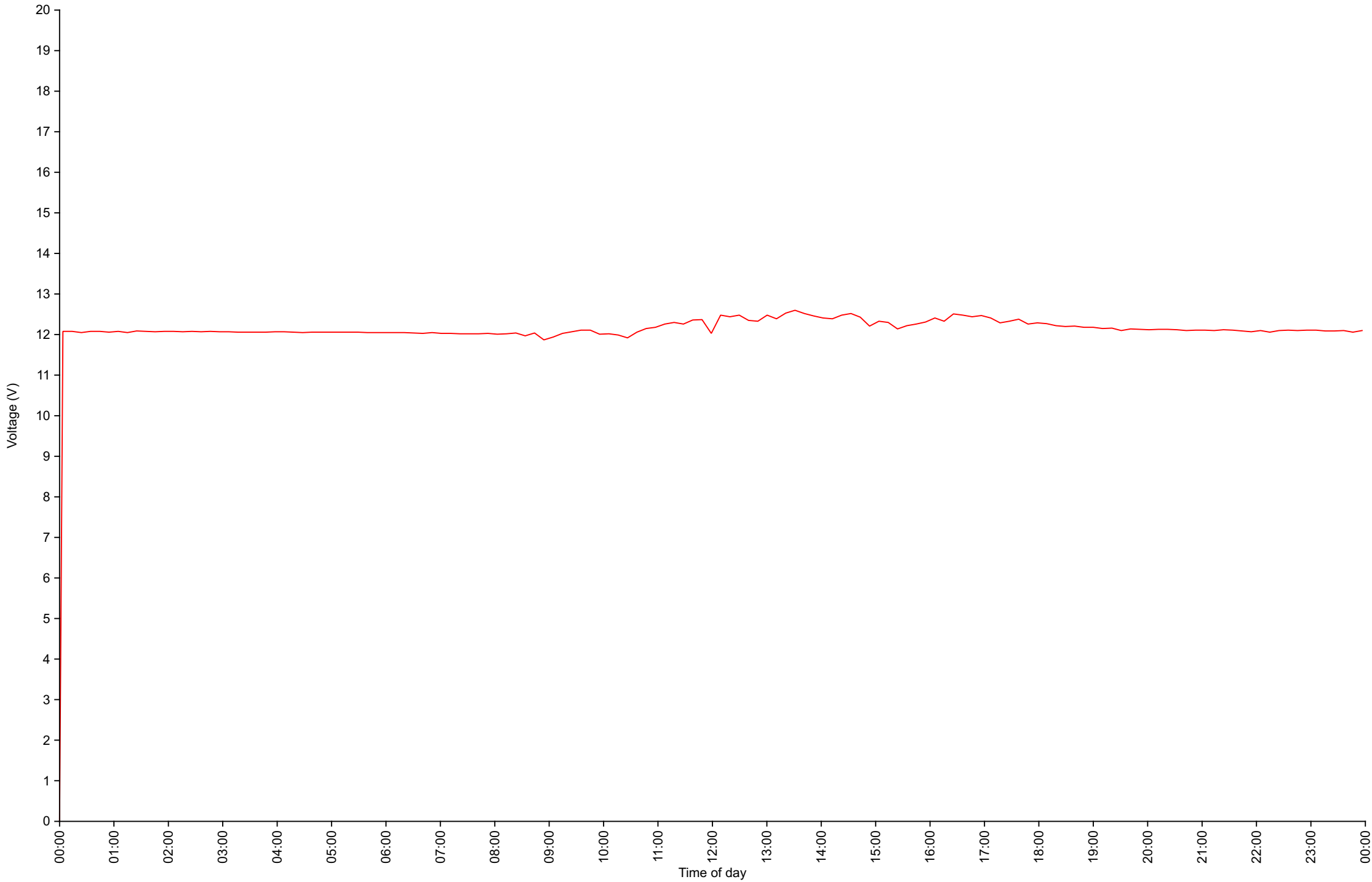
# Cumulative Speed Distribution Curve

## Daily Overview for Thu Sep 28 2023



# Voltage

## Daily Overview for Thu Sep 28 2023



# Traffic Report

Daily Overview for Fri Sep 29 2023

Vehicle Speed Classes (Mph)

|          | <15   | 15<br>20 | 20<br>25 | 25<br>30  | 30<br>35      | 35<br>40   | 40<br>45  | 45<br>50  | 50<br>55 | 55<br>60 | 60<br>65 | 65<br>70 | >70   | Total      | 85th<br>Percentile |
|----------|-------|----------|----------|-----------|---------------|------------|-----------|-----------|----------|----------|----------|----------|-------|------------|--------------------|
| 00:00    | 0     | 0        | 3        | 8         | 6             | 3          | 2         | 0         | 0        | 0        | 0        | 0        | 0     | 22         | 35.4               |
| 01:00    | 0     | 0        | 0        | 0         | 0             | 0          | 0         | 0         | 0        | 0        | 0        | 0        | 0     | 0          | 0.0                |
| 02:00    | 0     | 0        | 0        | 0         | 0             | 2          | 1         | 0         | 0        | 0        | 0        | 0        | 0     | 3          | 39.3               |
| 03:00    | 0     | 0        | 0        | 0         | 1             | 0          | 0         | 0         | 0        | 0        | 0        | 0        | 0     | 1          | 33.9               |
| 04:00    | 0     | 0        | 1        | 4         | 9             | 9          | 1         | 0         | 0        | 0        | 0        | 0        | 0     | 24         | 36.4               |
| 05:00    | 0     | 0        | 0        | 0         | 1             | 3          | 4         | 0         | 0        | 0        | 0        | 0        | 0     | 8          | 40.9               |
| 06:00    | 0     | 0        | 1        | 6         | 8             | 6          | 8         | 1         | 1        | 0        | 0        | 0        | 0     | 31         | 41.7               |
| 07:00    | 0     | 0        | 3        | 14        | 23            | 22         | 14        | 4         | <b>2</b> | 0        | 0        | 0        | 0     | 82         | 40.7               |
| 08:00    | 0     | 0        | 0        | 29        | <b>47</b>     | 45         | 26        | 10        | 0        | 0        | 0        | 0        | 0     | 157        | 40.5               |
| 09:00    | 0     | 0        | 1        | 15        | 37            | <b>69</b>  | <b>34</b> | <b>13</b> | 0        | 0        | 0        | 0        | 0     | <b>169</b> | <b>41.7</b>        |
| 10:00    | 0     | <b>1</b> | <b>4</b> | <b>30</b> | 42            | 39         | 24        | 5         | 1        | 0        | 0        | 0        | 0     | 146        | 39.6               |
| 11:00    | 0     | 0        | 3        | 25        | 46            | 24         | 20        | 1         | 0        | 0        | 0        | 0        | 0     | 119        | 39.4               |
| 12:00    | 0     | 1        | 4        | 27        | 50            | 48         | 17        | <b>8</b>  | <b>3</b> | 0        | 0        | 0        | 0     | 158        | 39.6               |
| 13:00    | 0     | 0        | <b>7</b> | 36        | 51            | 41         | 6         | 7         | 3        | 0        | 0        | 0        | 0     | 151        | 37.9               |
| 14:00    | 0     | 1        | 1        | 9         | 34            | <b>59</b>  | 28        | 7         | 0        | <b>1</b> | 0        | 0        | 0     | 140        | 41.0               |
| 15:00    | 0     | 2        | 5        | 32        | 51            | 36         | <b>30</b> | 7         | 3        | 0        | 0        | 0        | 0     | 166        | 40.9               |
| 16:00    | 0     | <b>4</b> | 5        | <b>45</b> | 59            | 53         | 18        | 3         | 2        | 0        | 0        | 0        | 0     | 189        | 38.4               |
| 17:00    | 0     | 0        | 0        | 39        | <b>70</b>     | 50         | 28        | 6         | 0        | 0        | 0        | 0        | 0     | <b>193</b> | 39.4               |
| 18:00    | 0     | 0        | 3        | 28        | 34            | 47         | 20        | 7         | 1        | 0        | 0        | 0        | 0     | 140        | 40.1               |
| 19:00    | 0     | 0        | 3        | 19        | 45            | 45         | 18        | 3         | 1        | 0        | 0        | 0        | 0     | 134        | 39.3               |
| 20:00    | 0     | 0        | 2        | 9         | 18            | 23         | 13        | 5         | 0        | 0        | 0        | 0        | 0     | 70         | 41.3               |
| 21:00    | 0     | 0        | 2        | 10        | 22            | 20         | 6         | 3         | 0        | 0        | 0        | 0        | 0     | 63         | 38.6               |
| 22:00    | 0     | 0        | 0        | 6         | 11            | 6          | 1         | 1         | 0        | 1        | 0        | 0        | 0     | 26         | 37.5               |
| 23:00    | 0     | 0        | 0        | 4         | 8             | 7          | 3         | 4         | 0        | 0        | 0        | 0        | 0     | 26         | <b>42.3</b>        |
| AM Total | 0     | 1        | 16       | 131       | 220           | <b>222</b> | 134       | 34        | 4        | 0        | 0        | 0        | 0     |            |                    |
| PM Total | 0     | 8        | 32       | 264       | <b>453</b>    | 435        | 188       | 61        | 13       | 2        | 0        | 0        | 0     |            |                    |
| Total    | 0     | 9        | 48       | 395       | <b>673</b>    | 657        | 322       | 95        | 17       | 2        | 0        | 0        | 0     |            |                    |
| Percent  | 0.00% | 0.41%    | 2.16%    | 17.81%    | <b>30.34%</b> | 29.62%     | 14.52%    | 4.28%     | 0.77%    | 0.09%    | 0.00%    | 0.00%    | 0.00% |            |                    |

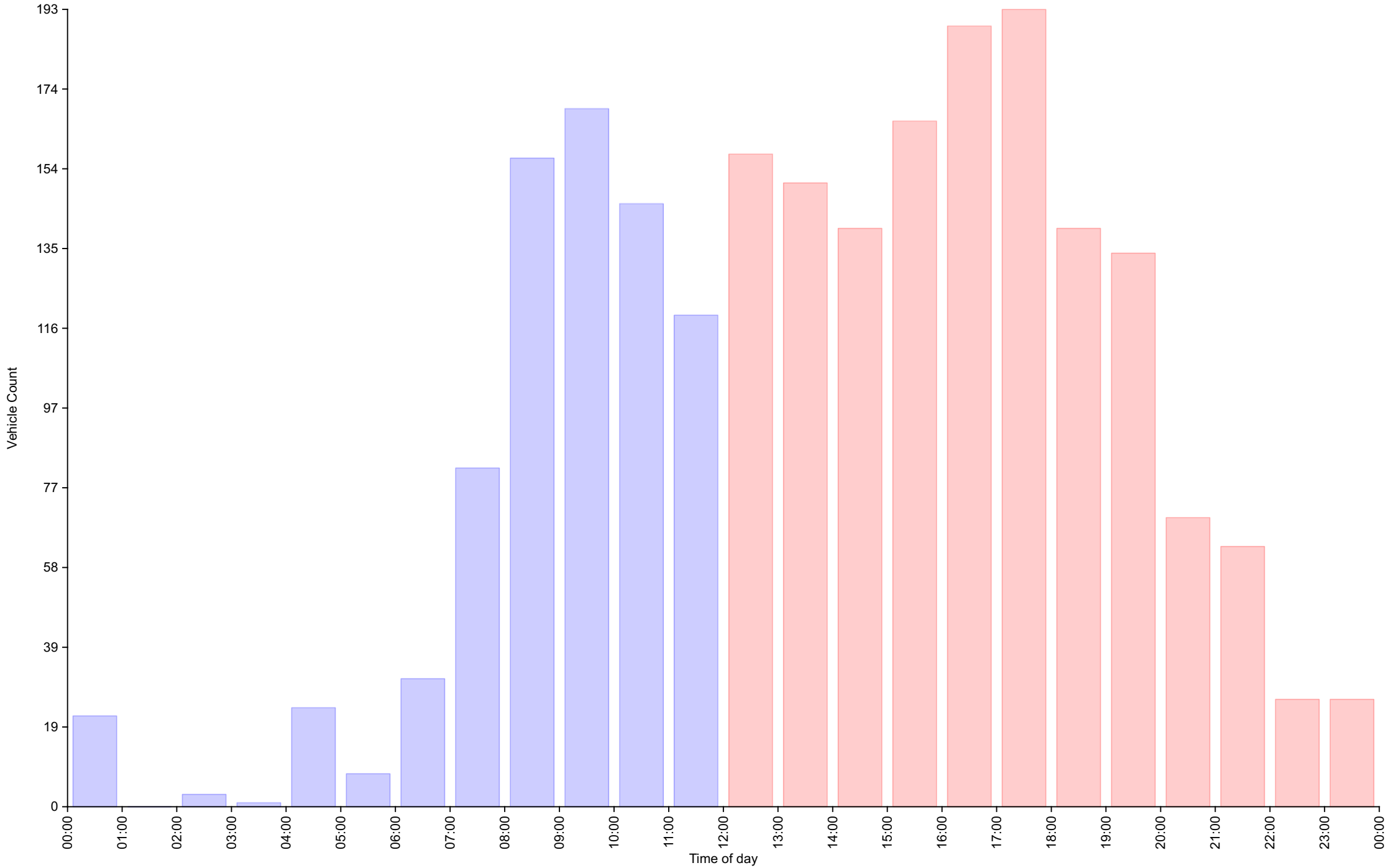
Total Vehicles : 2218  
 30th Percentile : 30.8 MPH  
 50th Percentile : 33.9 MPH  
 85th Percentile : 39.9 MPH  
 95th Percentile : 44.1 MPH  
 Average Speed : 34.6 MPH  
 Highest Speed : 57.3 MPH



# Vehicle Counts By Hour

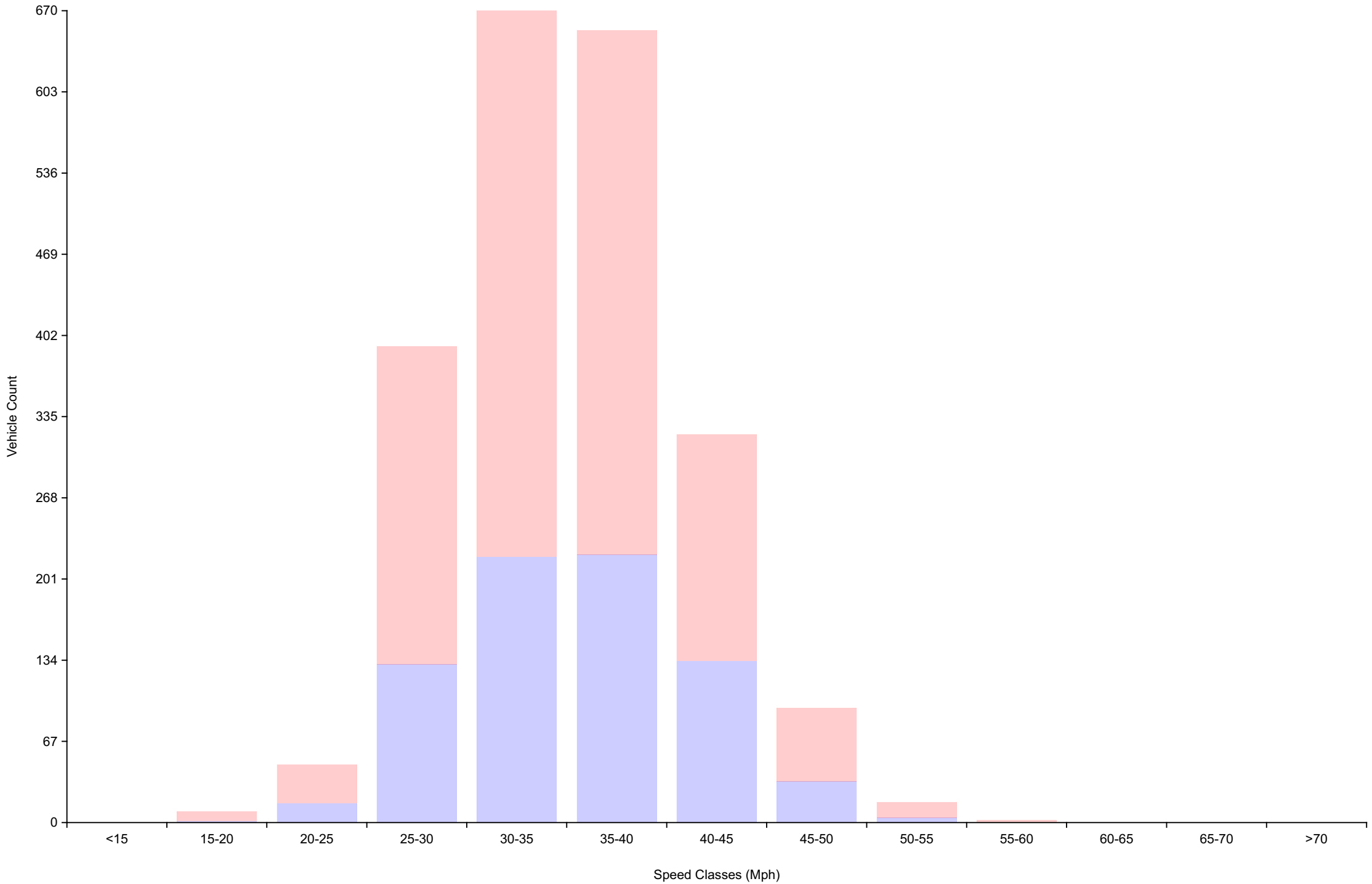
## Daily Overview for Fri Sep 29 2023

(60 Minute Resolution)



# Vehicle Counts By Speed Class

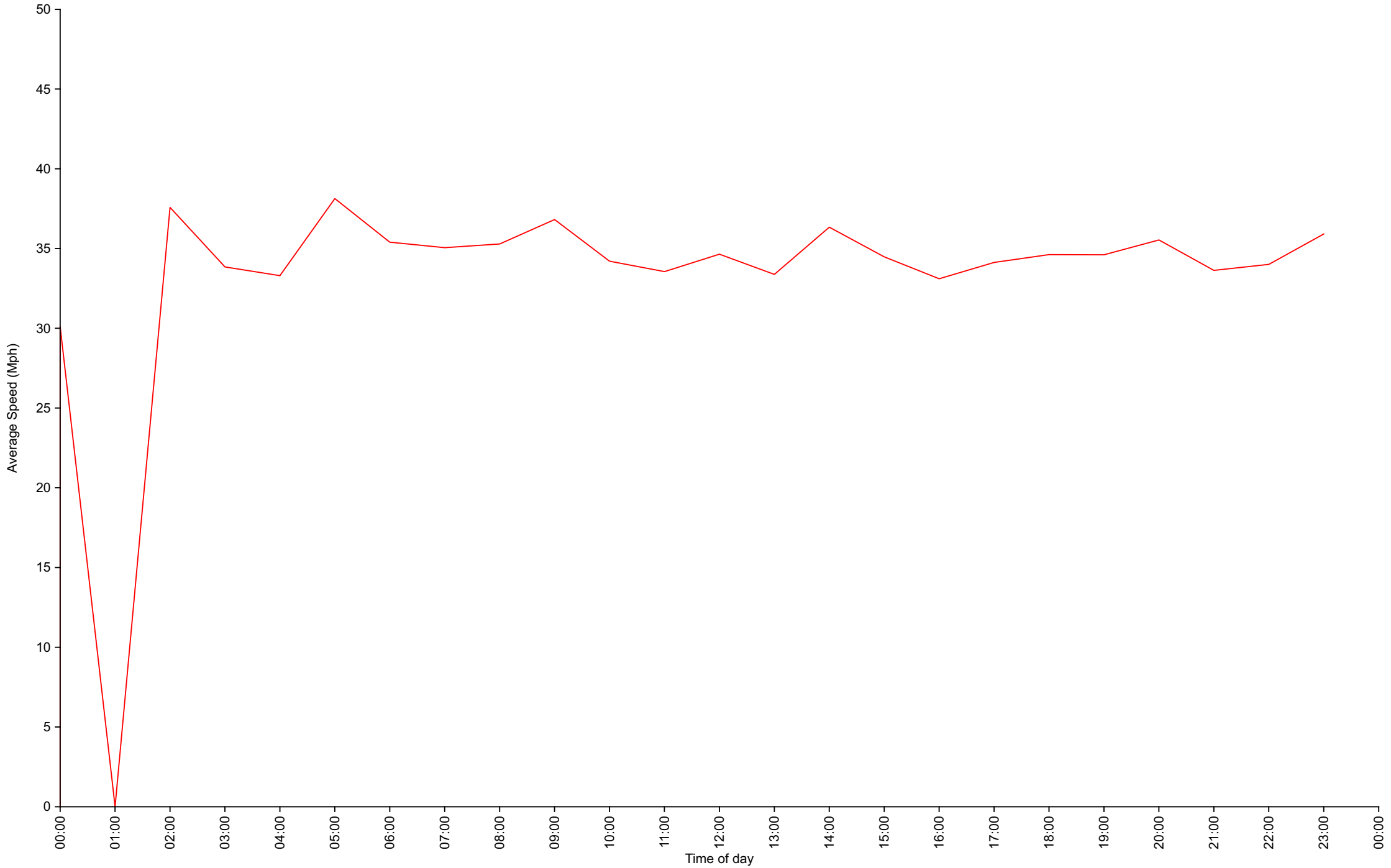
## Daily Overview for Fri Sep 29 2023



# Average Speed By Hour

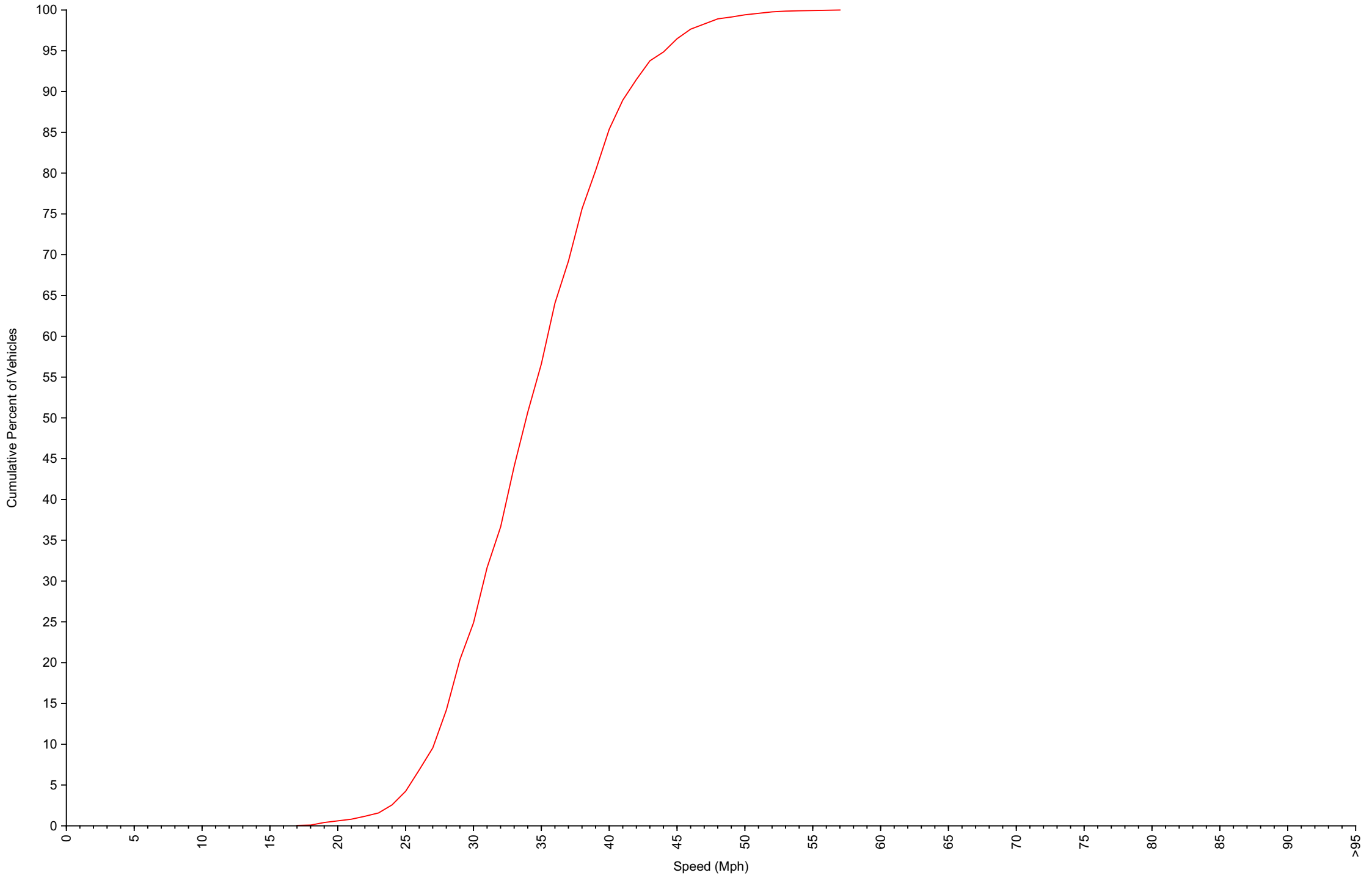
## Daily Overview for Fri Sep 29 2023

(60 Minute Resolution)



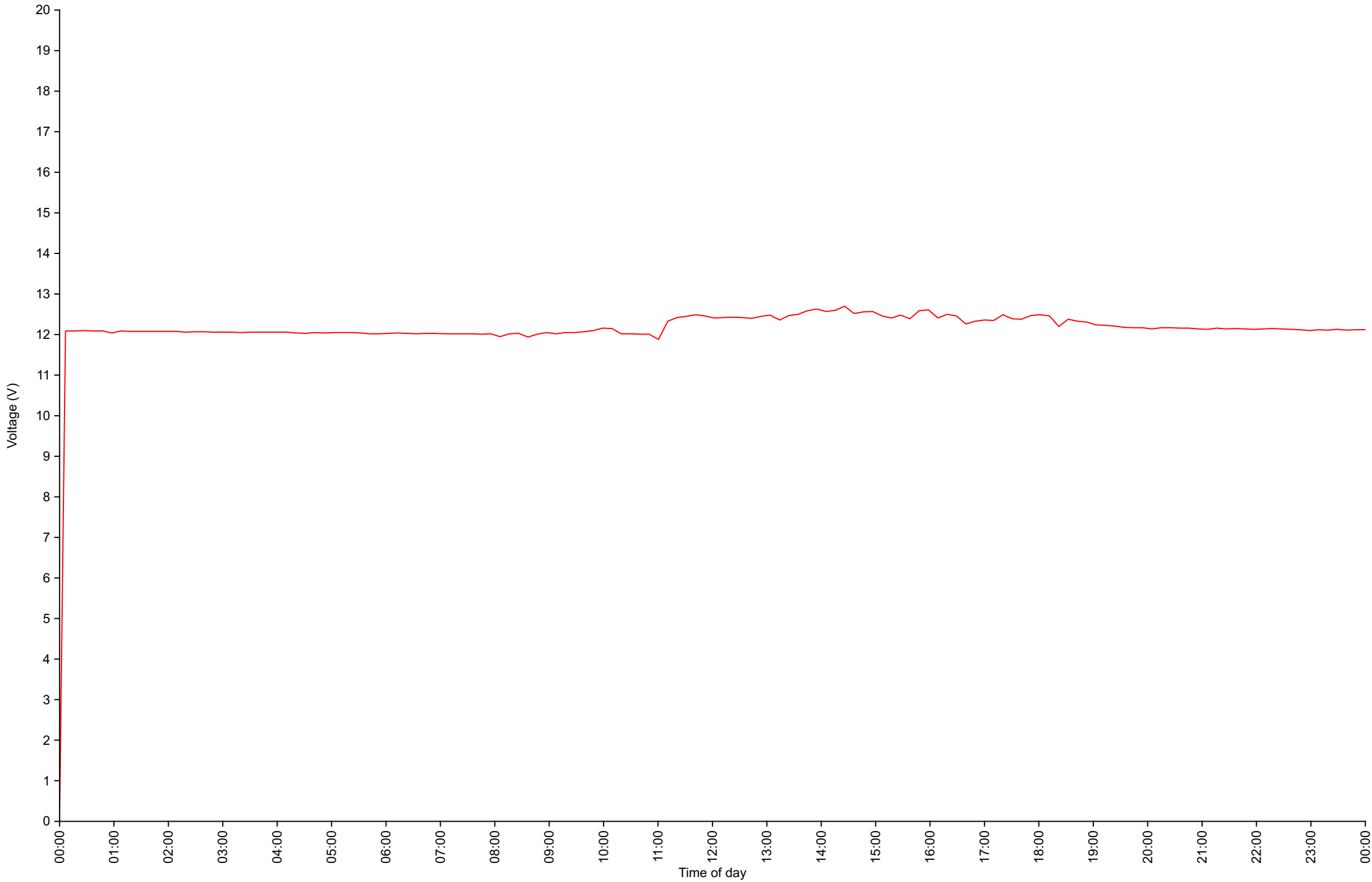
# Cumulative Speed Distribution Curve

## Daily Overview for Fri Sep 29 2023



# Voltage

## Daily Overview for Fri Sep 29 2023



# Traffic Report

Daily Overview for Sat Sep 30 2023

Vehicle Speed Classes (Mph)

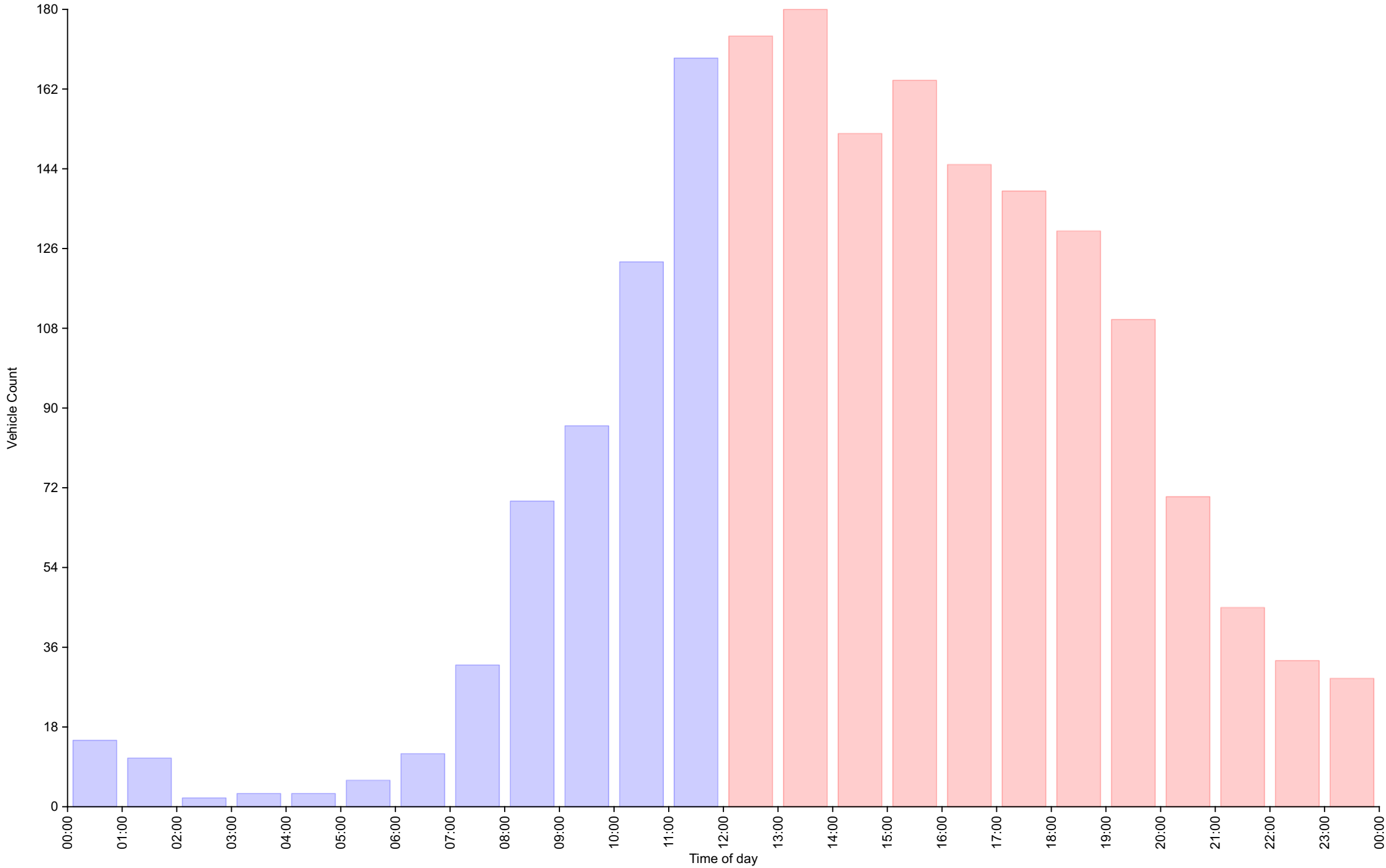
|          | <15   | 15<br>20 | 20<br>25 | 25<br>30 | 30<br>35 | 35<br>40 | 40<br>45 | 45<br>50 | 50<br>55 | 55<br>60 | 60<br>65 | 65<br>70 | >70   | Total | 85th<br>Percentile |
|----------|-------|----------|----------|----------|----------|----------|----------|----------|----------|----------|----------|----------|-------|-------|--------------------|
| 00:00    | 0     | 0        | 3        | 1        | 3        | 6        | 2        | 0        | 0        | 0        | 0        | 0        | 0     | 15    | 37.8               |
| 01:00    | 0     | 0        | 2        | 0        | 1        | 4        | 2        | 1        | 1        | 0        | 0        | 0        | 0     | 11    | 44.0               |
| 02:00    | 0     | 0        | 0        | 0        | 1        | 1        | 0        | 0        | 0        | 0        | 0        | 0        | 0     | 2     | 35.4               |
| 03:00    | 0     | 0        | 0        | 0        | 0        | 0        | 1        | 1        | 1        | 0        | 0        | 0        | 0     | 3     | 48.9               |
| 04:00    | 0     | 0        | 0        | 0        | 2        | 0        | 0        | 0        | 1        | 0        | 0        | 0        | 0     | 3     | 45.0               |
| 05:00    | 0     | 0        | 1        | 0        | 2        | 1        | 2        | 0        | 0        | 0        | 0        | 0        | 0     | 6     | 40.2               |
| 06:00    | 0     | 0        | 0        | 3        | 2        | 3        | 1        | 2        | 0        | 0        | 1        | 0        | 0     | 12    | 43.8               |
| 07:00    | 0     | 0        | 0        | 4        | 7        | 10       | 7        | 4        | 0        | 0        | 0        | 0        | 0     | 32    | 42.6               |
| 08:00    | 0     | 1        | 0        | 9        | 11       | 23       | 15       | 8        | 2        | 0        | 0        | 0        | 0     | 69    | 43.6               |
| 09:00    | 0     | 0        | 1        | 8        | 18       | 32       | 17       | 9        | 1        | 0        | 0        | 0        | 0     | 86    | 42.5               |
| 10:00    | 0     | 4        | 0        | 14       | 36       | 37       | 22       | 8        | 2        | 0        | 0        | 0        | 0     | 123   | 40.9               |
| 11:00    | 0     | 0        | 1        | 23       | 47       | 64       | 25       | 7        | 2        | 0        | 0        | 0        | 0     | 169   | 39.9               |
| 12:00    | 0     | 5        | 3        | 40       | 59       | 46       | 15       | 6        | 0        | 0        | 0        | 0        | 0     | 174   | 38.4               |
| 13:00    | 1     | 0        | 5        | 26       | 60       | 50       | 29       | 8        | 1        | 0        | 0        | 0        | 0     | 180   | 40.8               |
| 14:00    | 0     | 0        | 4        | 30       | 47       | 39       | 24       | 7        | 1        | 0        | 0        | 0        | 0     | 152   | 40.6               |
| 15:00    | 0     | 0        | 3        | 34       | 47       | 49       | 28       | 3        | 0        | 0        | 0        | 0        | 0     | 164   | 39.9               |
| 16:00    | 0     | 0        | 11       | 24       | 43       | 45       | 17       | 3        | 2        | 0        | 0        | 0        | 0     | 145   | 39.1               |
| 17:00    | 0     | 0        | 3        | 12       | 39       | 51       | 28       | 6        | 0        | 0        | 0        | 0        | 0     | 139   | 40.4               |
| 18:00    | 0     | 0        | 2        | 19       | 44       | 40       | 20       | 3        | 1        | 1        | 0        | 0        | 0     | 130   | 39.7               |
| 19:00    | 0     | 1        | 4        | 17       | 25       | 28       | 27       | 6        | 1        | 1        | 0        | 0        | 0     | 110   | 41.9               |
| 20:00    | 0     | 0        | 1        | 17       | 22       | 17       | 7        | 6        | 0        | 0        | 0        | 0        | 0     | 70    | 41.0               |
| 21:00    | 0     | 0        | 1        | 7        | 14       | 12       | 9        | 2        | 0        | 0        | 0        | 0        | 0     | 45    | 40.2               |
| 22:00    | 0     | 0        | 0        | 7        | 9        | 8        | 8        | 1        | 0        | 0        | 0        | 0        | 0     | 33    | 41.0               |
| 23:00    | 0     | 0        | 0        | 5        | 7        | 7        | 7        | 1        | 1        | 1        | 0        | 0        | 0     | 29    | 42.3               |
| AM Total | 0     | 5        | 8        | 62       | 130      | 181      | 94       | 40       | 10       | 0        | 1        | 0        | 0     |       |                    |
| PM Total | 1     | 6        | 37       | 238      | 416      | 392      | 219      | 52       | 7        | 3        | 0        | 0        | 0     |       |                    |
| Total    | 1     | 11       | 45       | 300      | 546      | 573      | 313      | 92       | 17       | 3        | 1        | 0        | 0     |       |                    |
| Percent  | 0.05% | 0.58%    | 2.37%    | 15.77%   | 28.71%   | 30.13%   | 16.46%   | 4.84%    | 0.89%    | 0.16%    | 0.05%    | 0.00%    | 0.00% |       |                    |

Total Vehicles : 1902  
 30th Percentile : 31.1 MPH  
 50th Percentile : 34.4 MPH  
 85th Percentile : 40.6 MPH  
 95th Percentile : 44.4 MPH  
 Average Speed : 35.0 MPH  
 Highest Speed : 62.7 MPH

# Vehicle Counts By Hour

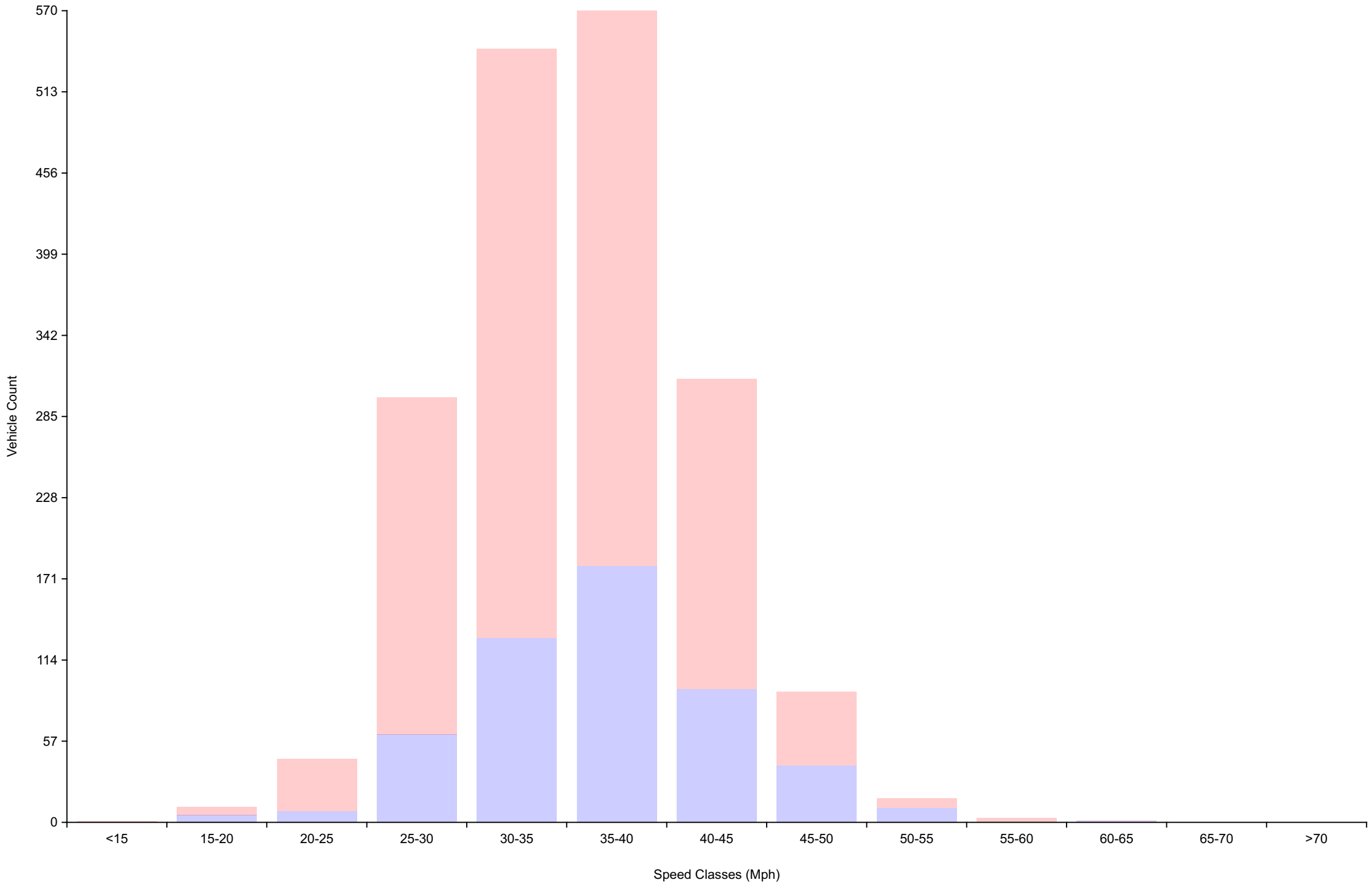
## Daily Overview for Sat Sep 30 2023

(60 Minute Resolution)



# Vehicle Counts By Speed Class

## Daily Overview for Sat Sep 30 2023

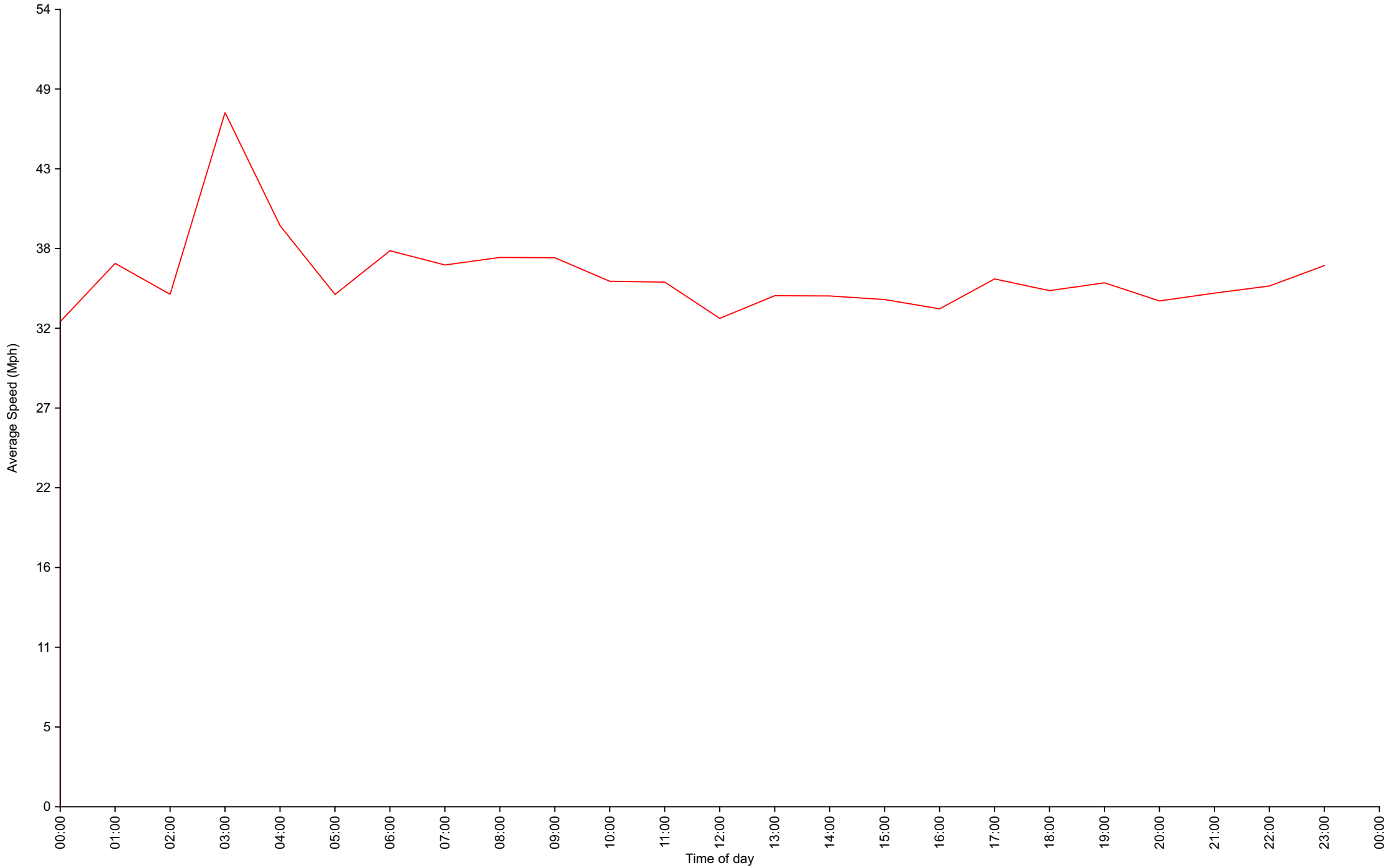




# Average Speed By Hour

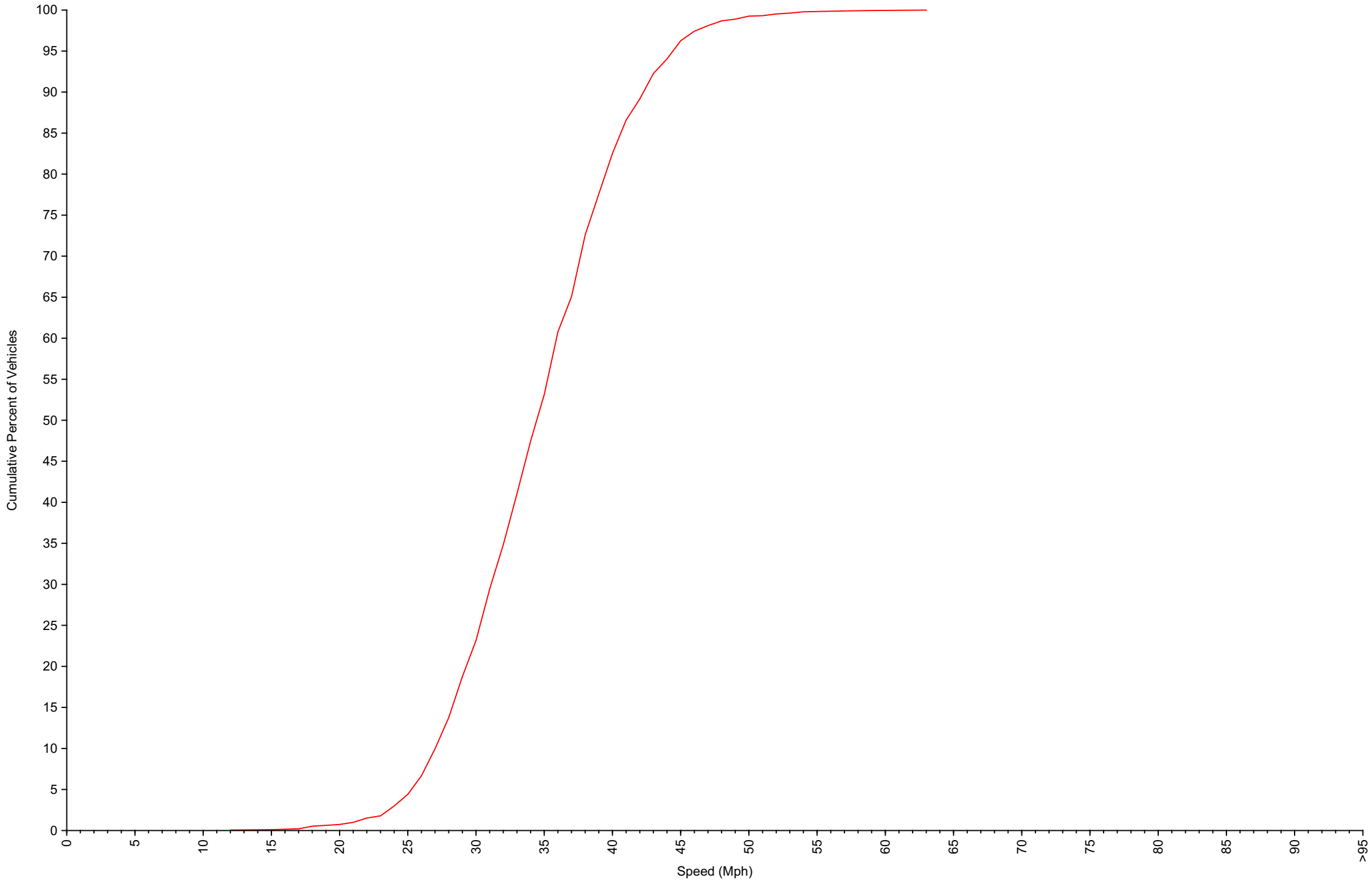
## Daily Overview for Sat Sep 30 2023

(60 Minute Resolution)



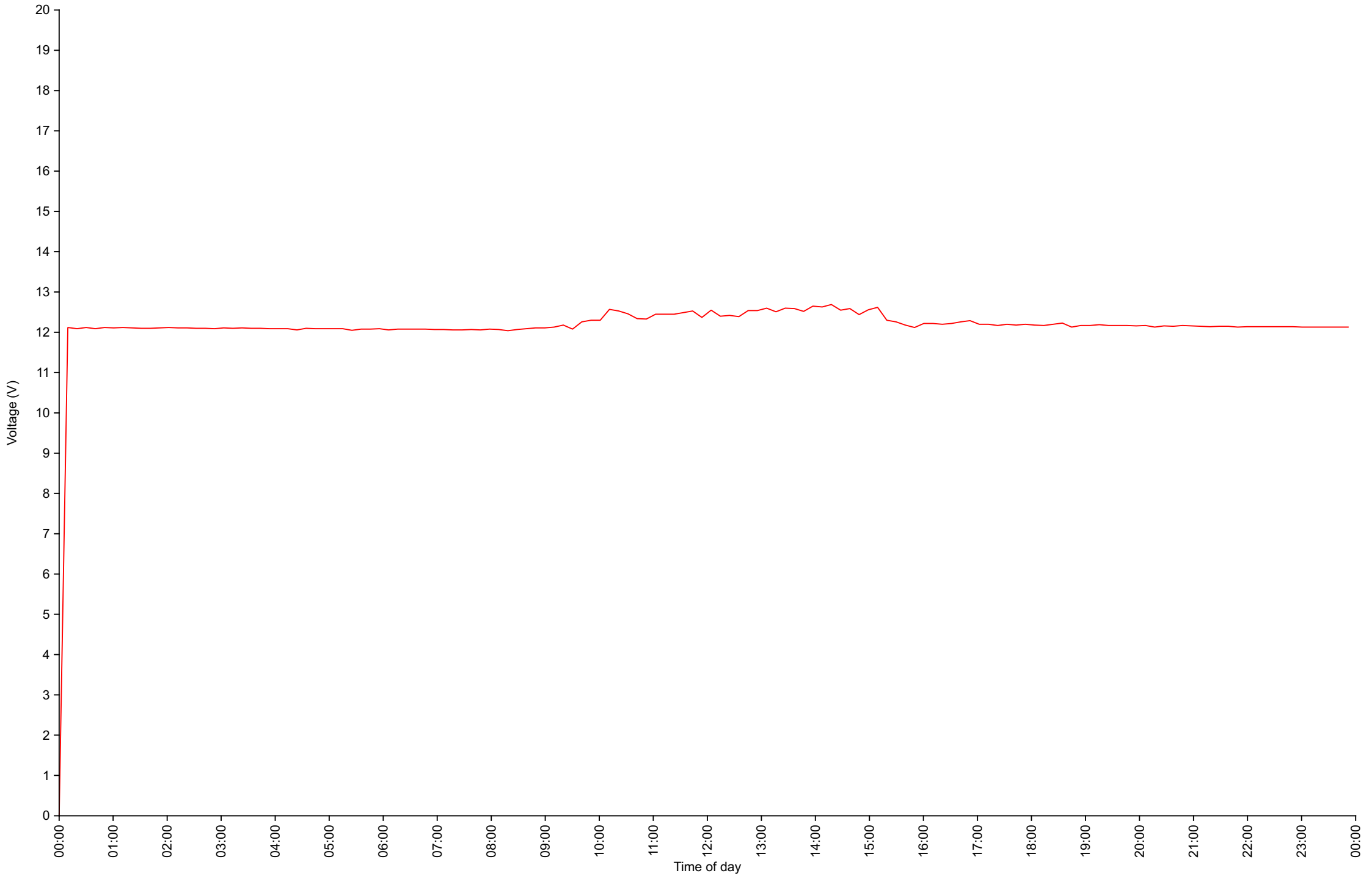
# Cumulative Speed Distribution Curve

## Daily Overview for Sat Sep 30 2023



# Voltage

## Daily Overview for Sat Sep 30 2023



# Traffic Report

Daily Overview for Sun Oct 1 2023

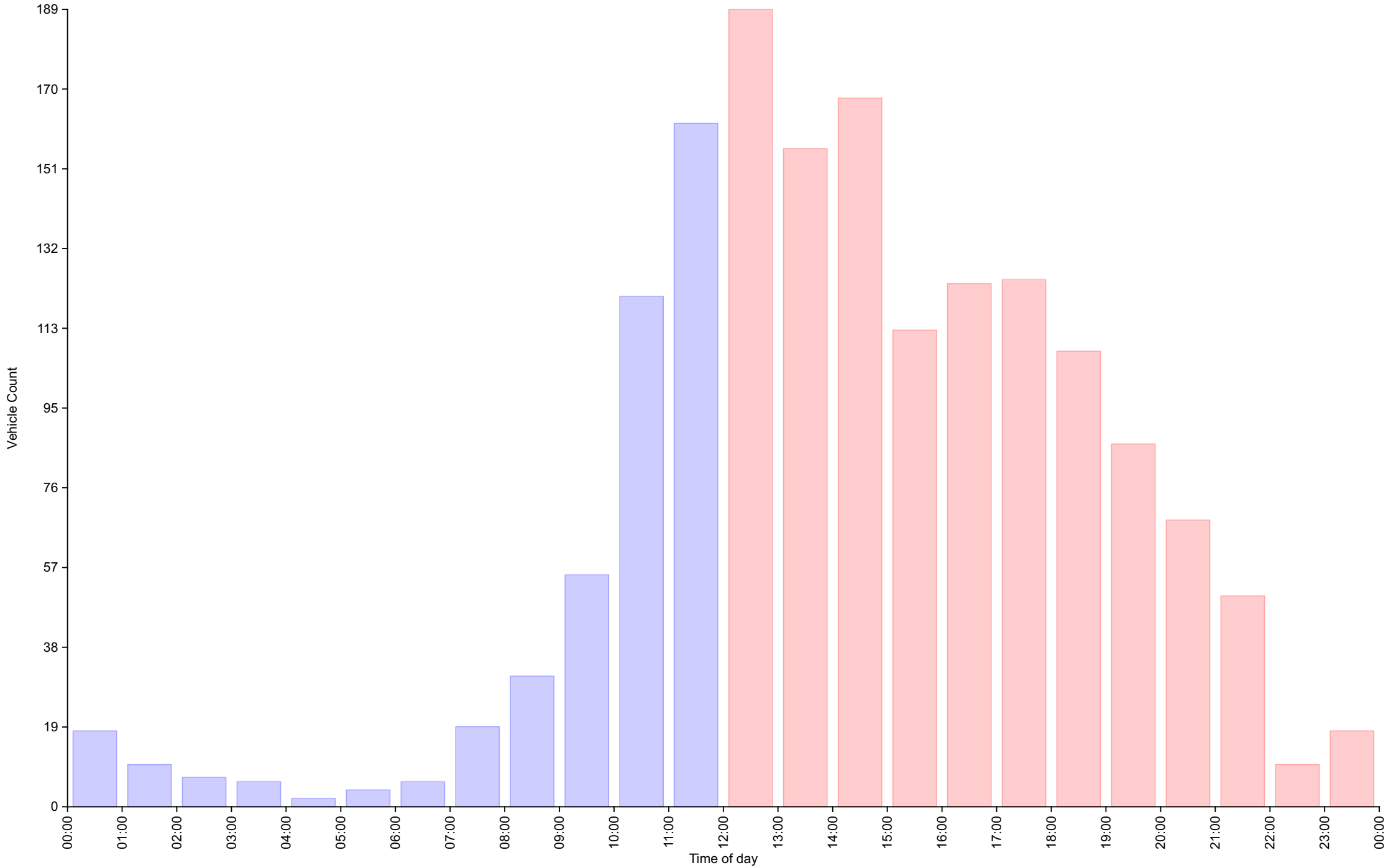
Vehicle Speed Classes (Mph)

|          | <15      | 15<br>20 | 20<br>25 | 25<br>30  | 30<br>35      | 35<br>40   | 40<br>45  | 45<br>50 | 50<br>55 | 55<br>60 | 60<br>65 | 65<br>70 | >70   | Total      | 85th<br>Percentile |
|----------|----------|----------|----------|-----------|---------------|------------|-----------|----------|----------|----------|----------|----------|-------|------------|--------------------|
| 00:00    | 0        | 0        | 0        | 7         | 3             | 5          | 3         | 0        | 0        | 0        | 0        | 0        | 0     | 18         | 38.3               |
| 01:00    | 0        | 0        | 0        | 2         | 5             | 2          | 1         | 0        | 0        | 0        | 0        | 0        | 0     | 10         | 36.0               |
| 02:00    | 0        | 0        | 0        | 0         | 0             | 3          | 4         | 0        | 0        | 0        | 0        | 0        | 0     | 7          | 42.4               |
| 03:00    | 0        | 0        | 0        | 1         | 2             | 1          | 0         | 0        | <b>2</b> | 0        | 0        | 0        | 0     | 6          | <b>50.2</b>        |
| 04:00    | 0        | 0        | 0        | 0         | 1             | 0          | 0         | 0        | 1        | 0        | 0        | 0        | 0     | 2          | 44.3               |
| 05:00    | 0        | 0        | 0        | 0         | 3             | 0          | 1         | 0        | 0        | 0        | 0        | 0        | 0     | 4          | 36.4               |
| 06:00    | 0        | 0        | 0        | 1         | 1             | 0          | 3         | 1        | 0        | 0        | 0        | 0        | 0     | 6          | 42.3               |
| 07:00    | 0        | 0        | 1        | 1         | 9             | 5          | 0         | 2        | 0        | <b>1</b> | 0        | 0        | 0     | 19         | 39.9               |
| 08:00    | 0        | 0        | 0        | 7         | 3             | 9          | 9         | 2        | 0        | 1        | 0        | 0        | 0     | 31         | 42.7               |
| 09:00    | 0        | 0        | 3        | 6         | 15            | 21         | 9         | 0        | 0        | 1        | 0        | 0        | 0     | 55         | 40.2               |
| 10:00    | 0        | 0        | <b>5</b> | 29        | 34            | 28         | 18        | <b>6</b> | 0        | 1        | 0        | 0        | 0     | 121        | 41.6               |
| 11:00    | 0        | 0        | 4        | <b>36</b> | <b>43</b>     | <b>48</b>  | <b>24</b> | 6        | 1        | 0        | 0        | 0        | 0     | <b>162</b> | 39.7               |
| 12:00    | 0        | 0        | 3        | 30        | <b>61</b>     | <b>63</b>  | 27        | 5        | 0        | 0        | 0        | 0        | 0     | <b>189</b> | 39.9               |
| 13:00    | 0        | 0        | <b>7</b> | 28        | 50            | 49         | 20        | 2        | 0        | 0        | 0        | 0        | 0     | 156        | 38.8               |
| 14:00    | 0        | 0        | 5        | <b>35</b> | 53            | 43         | <b>28</b> | 4        | 0        | 0        | 0        | 0        | 0     | 168        | 39.6               |
| 15:00    | 0        | 0        | 2        | 22        | 37            | 30         | 16        | <b>6</b> | 0        | 0        | 0        | 0        | 0     | 113        | 39.8               |
| 16:00    | 0        | 0        | 3        | 21        | 40            | 40         | 15        | 4        | 1        | 0        | 0        | 0        | 0     | 124        | 39.2               |
| 17:00    | 0        | 0        | 2        | 22        | 38            | 42         | 17        | 4        | 0        | 0        | 0        | 0        | 0     | 125        | 39.5               |
| 18:00    | <b>1</b> | <b>1</b> | 2        | 22        | 32            | 33         | 14        | 1        | <b>2</b> | 0        | 0        | 0        | 0     | 108        | 39.2               |
| 19:00    | 0        | 0        | 0        | 13        | 23            | 30         | 12        | 6        | 1        | 0        | <b>1</b> | 0        | 0     | 86         | 40.8               |
| 20:00    | 0        | 0        | 3        | 19        | 19            | 17         | 6         | 3        | 0        | <b>1</b> | 0        | 0        | 0     | 68         | 38.9               |
| 21:00    | 0        | 0        | 2        | 12        | 11            | 8          | 13        | 2        | 2        | 0        | 0        | 0        | 0     | 50         | 41.5               |
| 22:00    | 0        | 0        | 0        | 4         | 1             | 2          | 3         | 0        | 0        | 0        | 0        | 0        | 0     | 10         | 40.3               |
| 23:00    | 0        | 0        | 0        | 4         | 5             | 3          | 3         | 2        | 1        | 0        | 0        | 0        | 0     | 18         | <b>43.3</b>        |
| AM Total | 0        | 0        | 13       | 90        | 119           | <b>122</b> | 72        | 17       | 4        | 4        | 0        | 0        | 0     |            |                    |
| PM Total | 1        | 1        | 29       | 232       | <b>370</b>    | 360        | 174       | 39       | 7        | 1        | 1        | 0        | 0     |            |                    |
| Total    | 1        | 1        | 42       | 322       | <b>489</b>    | 482        | 246       | 56       | 11       | 5        | 1        | 0        | 0     |            |                    |
| Percent  | 0.06%    | 0.06%    | 2.54%    | 19.44%    | <b>29.53%</b> | 29.11%     | 14.86%    | 3.38%    | 0.66%    | 0.30%    | 0.06%    | 0.00%    | 0.00% |            |                    |

Total Vehicles : 1656  
 30th Percentile : 30.5 MPH  
 50th Percentile : 33.8 MPH  
 85th Percentile : 40.0 MPH  
 95th Percentile : 43.6 MPH  
 Average Speed : 34.5 MPH  
 Highest Speed : 63.1 MPH

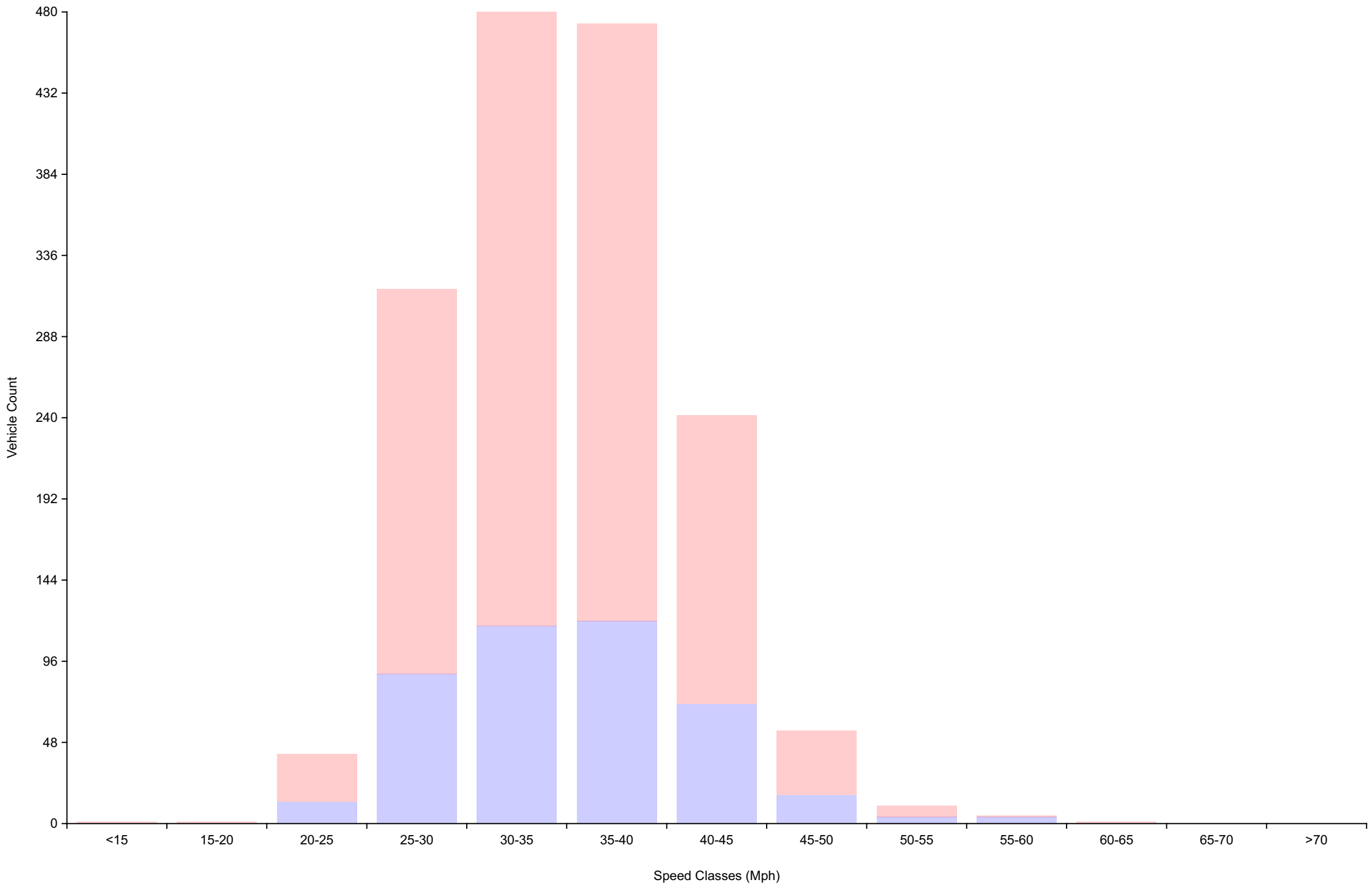
# Vehicle Counts By Hour

Daily Overview for Sun Oct 1 2023  
(60 Minute Resolution)



# Vehicle Counts By Speed Class

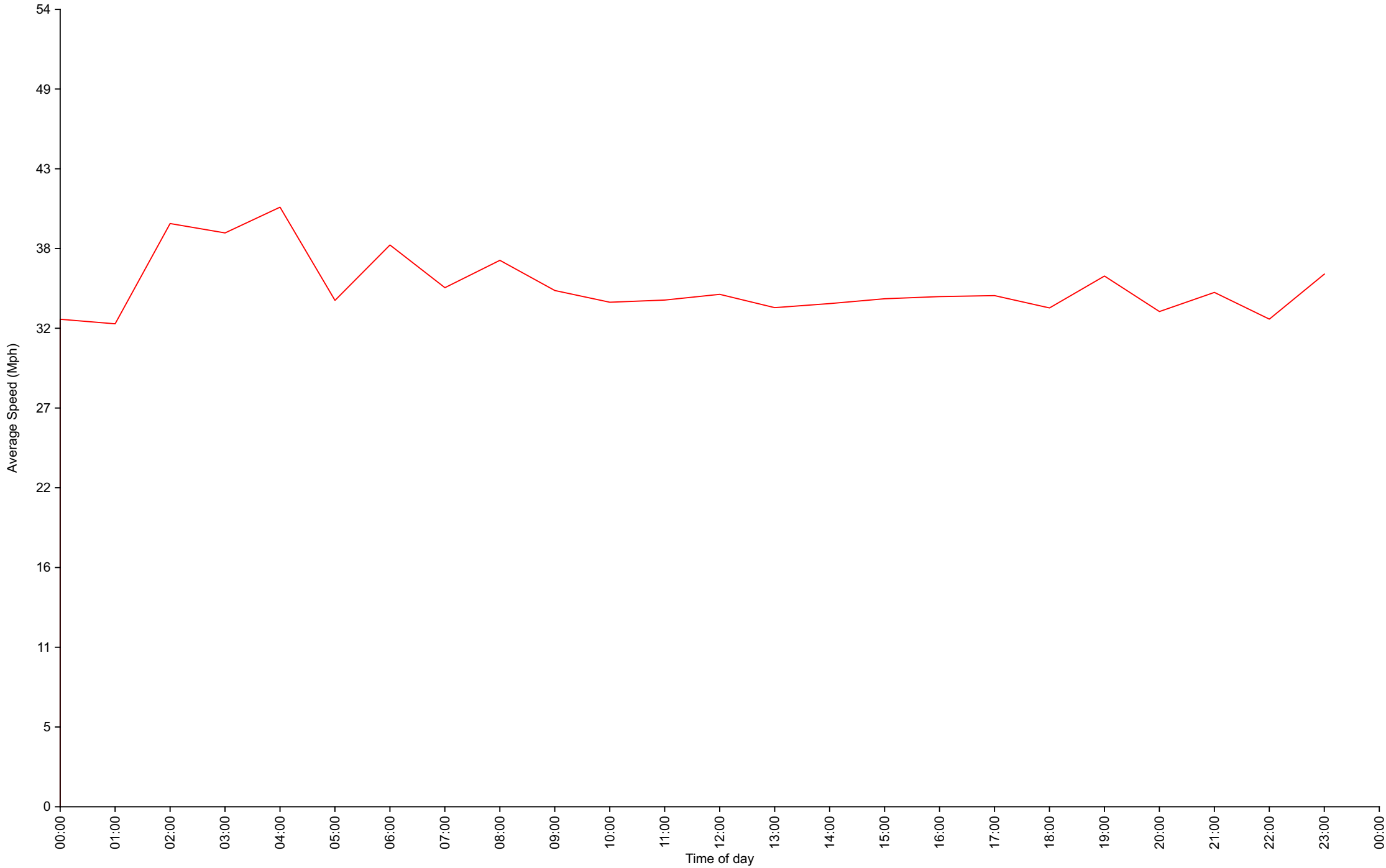
## Daily Overview for Sun Oct 1 2023



# Average Speed By Hour

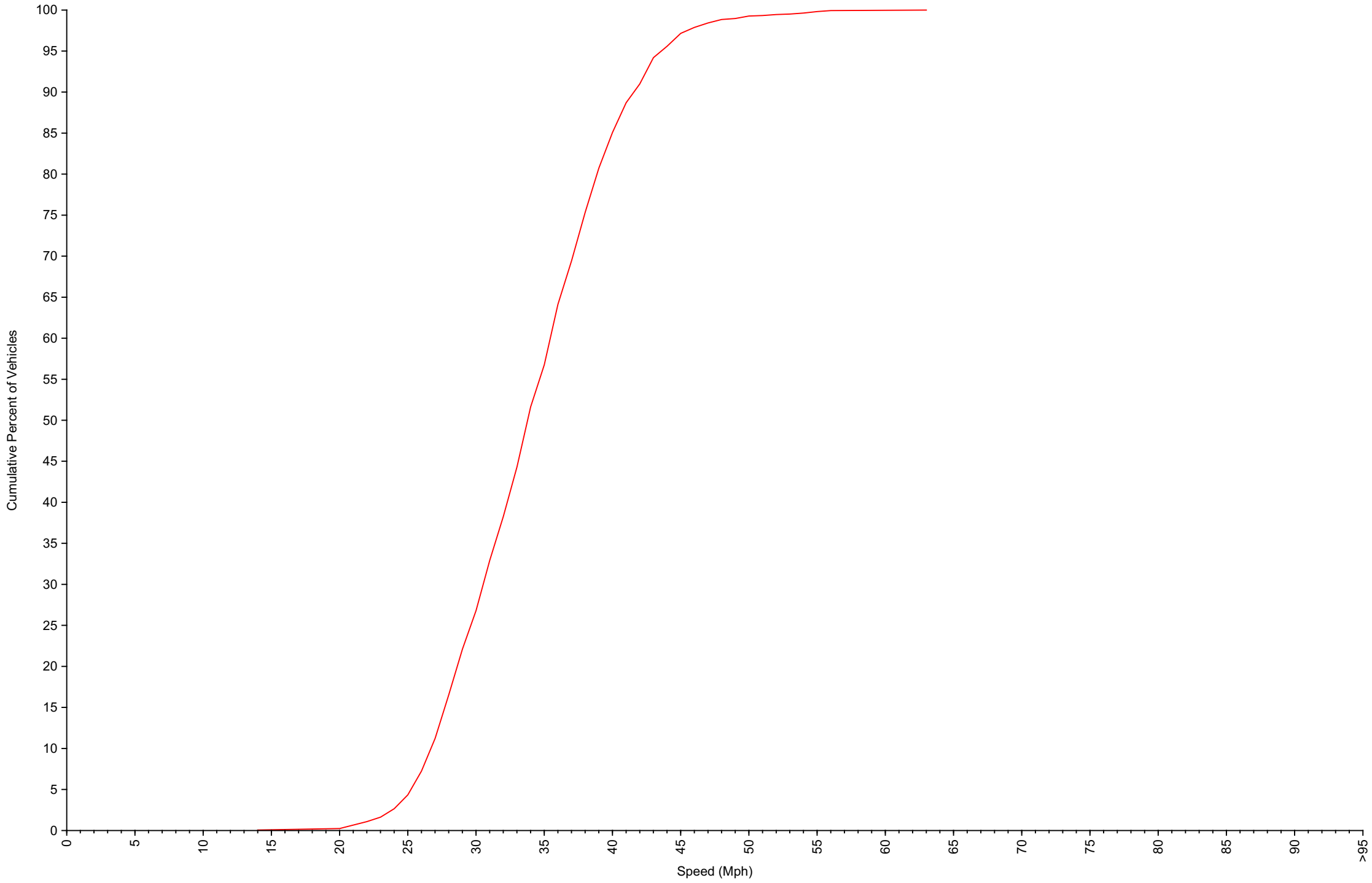
## Daily Overview for Sun Oct 1 2023

(60 Minute Resolution)



# Cumulative Speed Distribution Curve

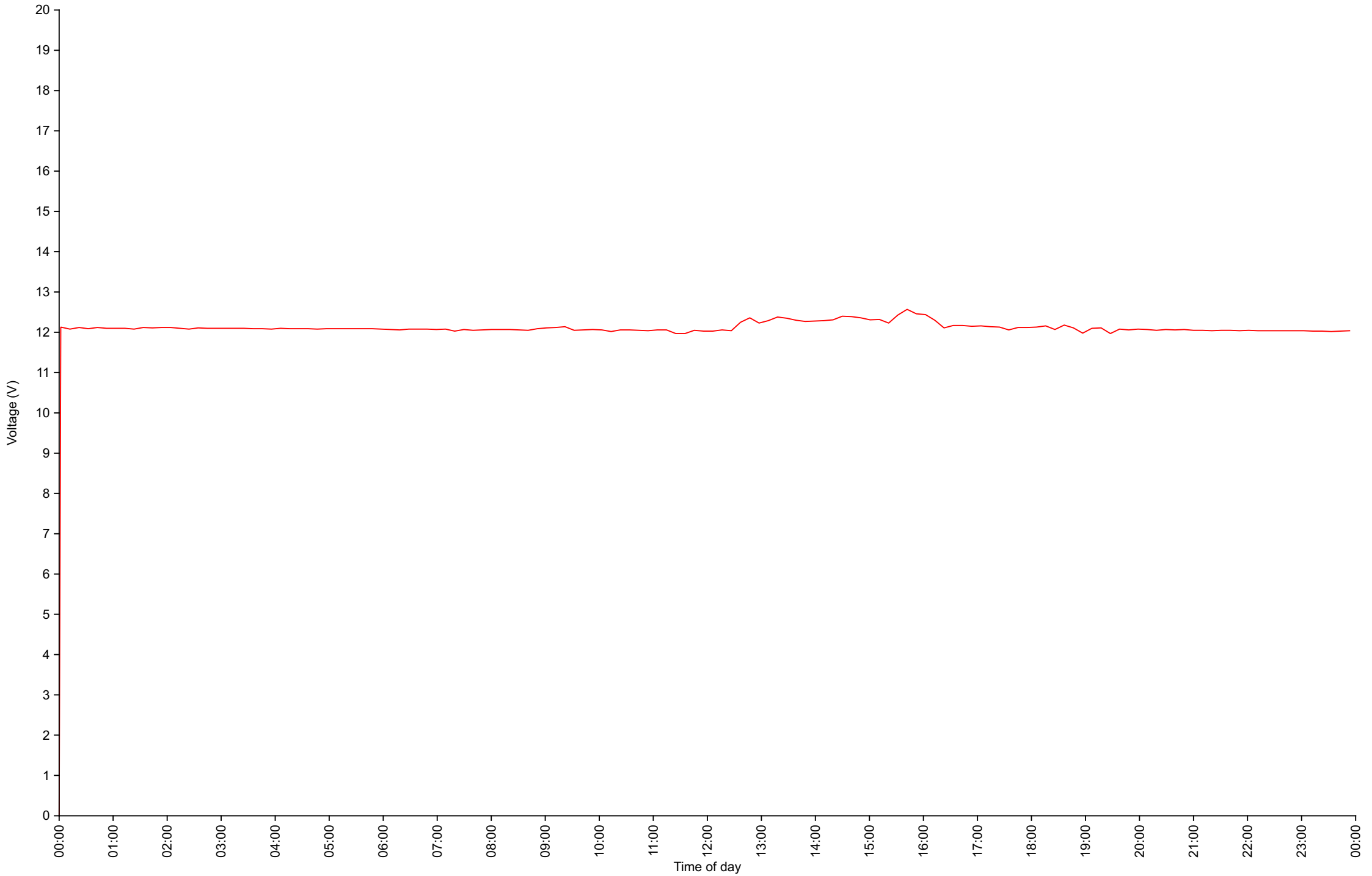
## Daily Overview for Sun Oct 1 2023





# Voltage

## Daily Overview for Sun Oct 1 2023



# Traffic Report

Daily Overview for Mon Oct 2 2023

Vehicle Speed Classes (Mph)

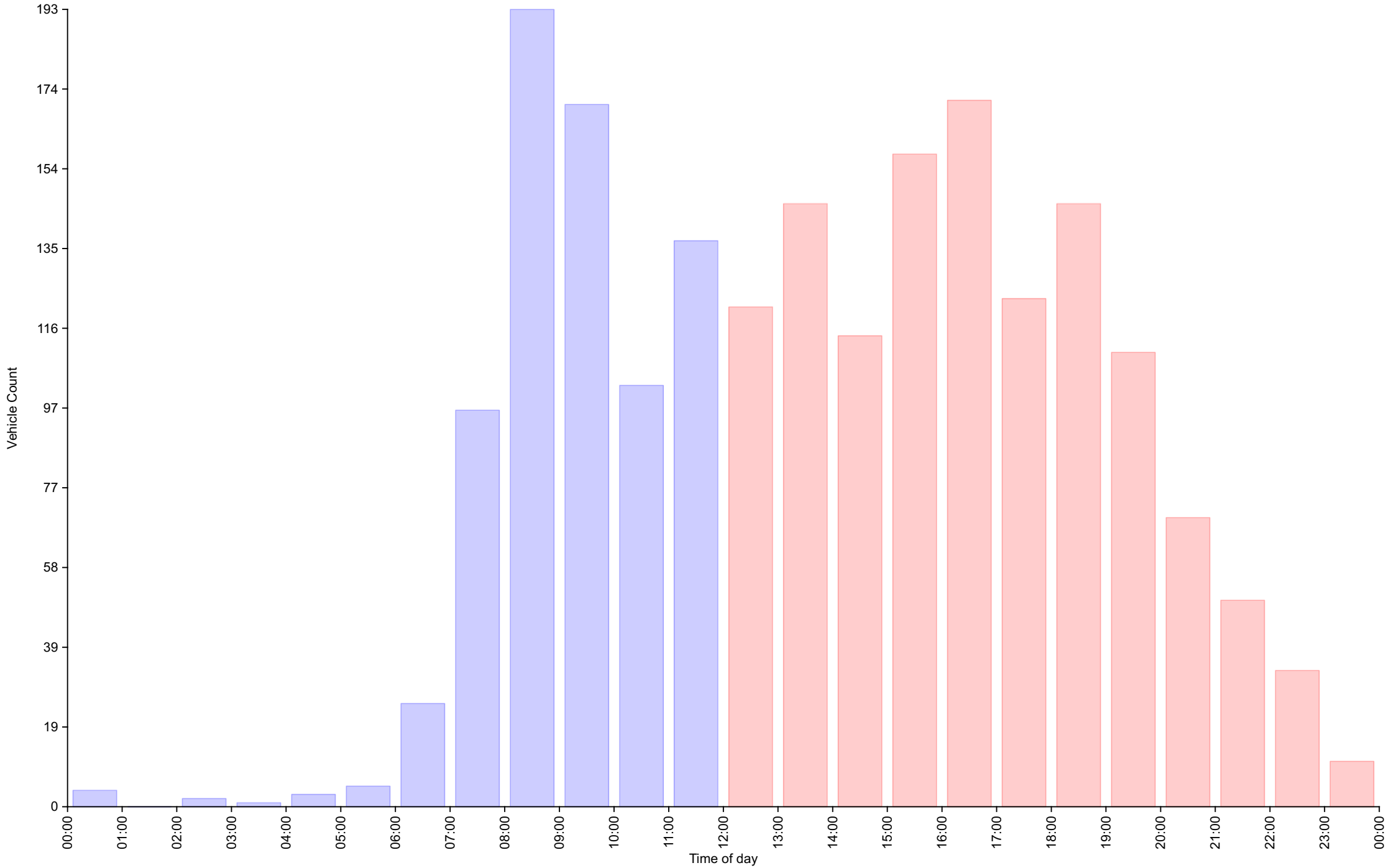
|          | <15   | 15<br>20 | 20<br>25 | 25<br>30  | 30<br>35      | 35<br>40   | 40<br>45  | 45<br>50 | 50<br>55 | 55<br>60 | 60<br>65 | 65<br>70 | >70   | Total      | 85th<br>Percentile |
|----------|-------|----------|----------|-----------|---------------|------------|-----------|----------|----------|----------|----------|----------|-------|------------|--------------------|
| 00:00    | 0     | 0        | 0        | 1         | 0             | 1          | 2         | 0        | 0        | 0        | 0        | 0        | 0     | 4          | 42.8               |
| 01:00    | 0     | 0        | 0        | 0         | 0             | 0          | 0         | 0        | 0        | 0        | 0        | 0        | 0     | 0          | 0.0                |
| 02:00    | 0     | 0        | 0        | 0         | 0             | 1          | 0         | 0        | <b>1</b> | 0        | 0        | 0        | 0     | 2          | <b>46.1</b>        |
| 03:00    | 0     | 0        | 0        | 0         | 0             | 1          | 0         | 0        | 0        | 0        | 0        | 0        | 0     | 1          | 36.7               |
| 04:00    | 0     | 0        | 0        | 1         | 0             | 1          | 1         | 0        | 0        | 0        | 0        | 0        | 0     | 3          | 39.6               |
| 05:00    | 0     | 0        | 0        | 0         | 1             | 2          | 2         | 0        | 0        | 0        | 0        | 0        | 0     | 5          | 40.3               |
| 06:00    | 0     | 0        | 0        | 2         | 7             | 9          | 6         | 1        | 0        | 0        | 0        | 0        | 0     | 25         | 42.4               |
| 07:00    | 0     | 0        | 3        | 9         | 29            | 34         | 19        | 2        | 0        | 0        | 0        | 0        | 0     | 96         | 40.2               |
| 08:00    | 0     | 0        | 3        | 31        | <b>59</b>     | 55         | <b>38</b> | 6        | 1        | 0        | 0        | 0        | 0     | <b>193</b> | 40.2               |
| 09:00    | 0     | <b>1</b> | 3        | 27        | 44            | <b>62</b>  | 25        | <b>7</b> | 1        | 0        | 0        | 0        | 0     | 170        | 39.8               |
| 10:00    | 0     | 0        | 5        | 26        | 29            | 27         | 9         | 6        | 0        | 0        | 0        | 0        | 0     | 102        | 38.0               |
| 11:00    | 0     | 0        | <b>8</b> | <b>34</b> | 44            | 37         | 12        | 2        | 0        | 0        | 0        | 0        | 0     | 137        | 37.8               |
| 12:00    | 0     | <b>1</b> | 3        | 22        | 42            | 35         | 14        | 4        | 0        | 0        | 0        | 0        | 0     | 121        | 39.0               |
| 13:00    | 0     | 1        | 3        | 38        | 44            | 45         | 7         | <b>7</b> | <b>1</b> | 0        | 0        | 0        | 0     | 146        | 38.2               |
| 14:00    | 0     | 0        | 3        | 33        | 30            | 35         | 9         | 3        | 1        | 0        | 0        | 0        | 0     | 114        | 38.0               |
| 15:00    | 0     | 0        | 4        | 37        | 53            | 44         | 15        | 4        | 1        | 0        | 0        | 0        | 0     | 158        | 38.6               |
| 16:00    | 0     | 0        | <b>6</b> | <b>46</b> | 53            | 41         | 21        | 4        | 0        | 0        | 0        | 0        | 0     | <b>171</b> | 38.9               |
| 17:00    | 0     | 0        | 5        | 29        | 33            | 41         | 11        | 4        | 0        | 0        | 0        | 0        | 0     | 123        | 38.1               |
| 18:00    | 0     | 0        | 2        | 18        | <b>55</b>     | <b>47</b>  | <b>23</b> | 1        | 0        | 0        | 0        | 0        | 0     | 146        | 39.2               |
| 19:00    | 0     | 0        | 3        | 18        | 36            | 38         | 13        | 2        | 0        | 0        | 0        | 0        | 0     | 110        | 38.8               |
| 20:00    | 0     | 1        | 1        | 19        | 17            | 20         | 4         | 6        | 1        | 0        | <b>1</b> | 0        | 0     | 70         | <b>41.0</b>        |
| 21:00    | 0     | 0        | 3        | 14        | 17            | 9          | 7         | 0        | 0        | 0        | 0        | 0        | 0     | 50         | 38.5               |
| 22:00    | 0     | 0        | 0        | 7         | 9             | 12         | 5         | 0        | 0        | 0        | 0        | 0        | 0     | 33         | 39.1               |
| 23:00    | 0     | 0        | 0        | 3         | 1             | 4          | 2         | 1        | 0        | 0        | 0        | 0        | 0     | 11         | 40.4               |
| AM Total | 0     | 1        | 22       | 131       | 213           | <b>230</b> | 114       | 24       | 3        | 0        | 0        | 0        | 0     |            |                    |
| PM Total | 0     | 3        | 33       | 284       | <b>390</b>    | 371        | 131       | 36       | 4        | 0        | 1        | 0        | 0     |            |                    |
| Total    | 0     | 4        | 55       | 415       | <b>603</b>    | 601        | 245       | 60       | 7        | 0        | 1        | 0        | 0     |            |                    |
| Percent  | 0.00% | 0.20%    | 2.76%    | 20.84%    | <b>30.29%</b> | 30.19%     | 12.31%    | 3.01%    | 0.35%    | 0.00%    | 0.05%    | 0.00%    | 0.00% |            |                    |

Total Vehicles : 1991  
 30th Percentile : 30.2 MPH  
 50th Percentile : 33.4 MPH  
 85th Percentile : 39.2 MPH  
 95th Percentile : 42.7 MPH  
 Average Speed : 34.0 MPH  
 Highest Speed : 60.4 MPH

# Vehicle Counts By Hour

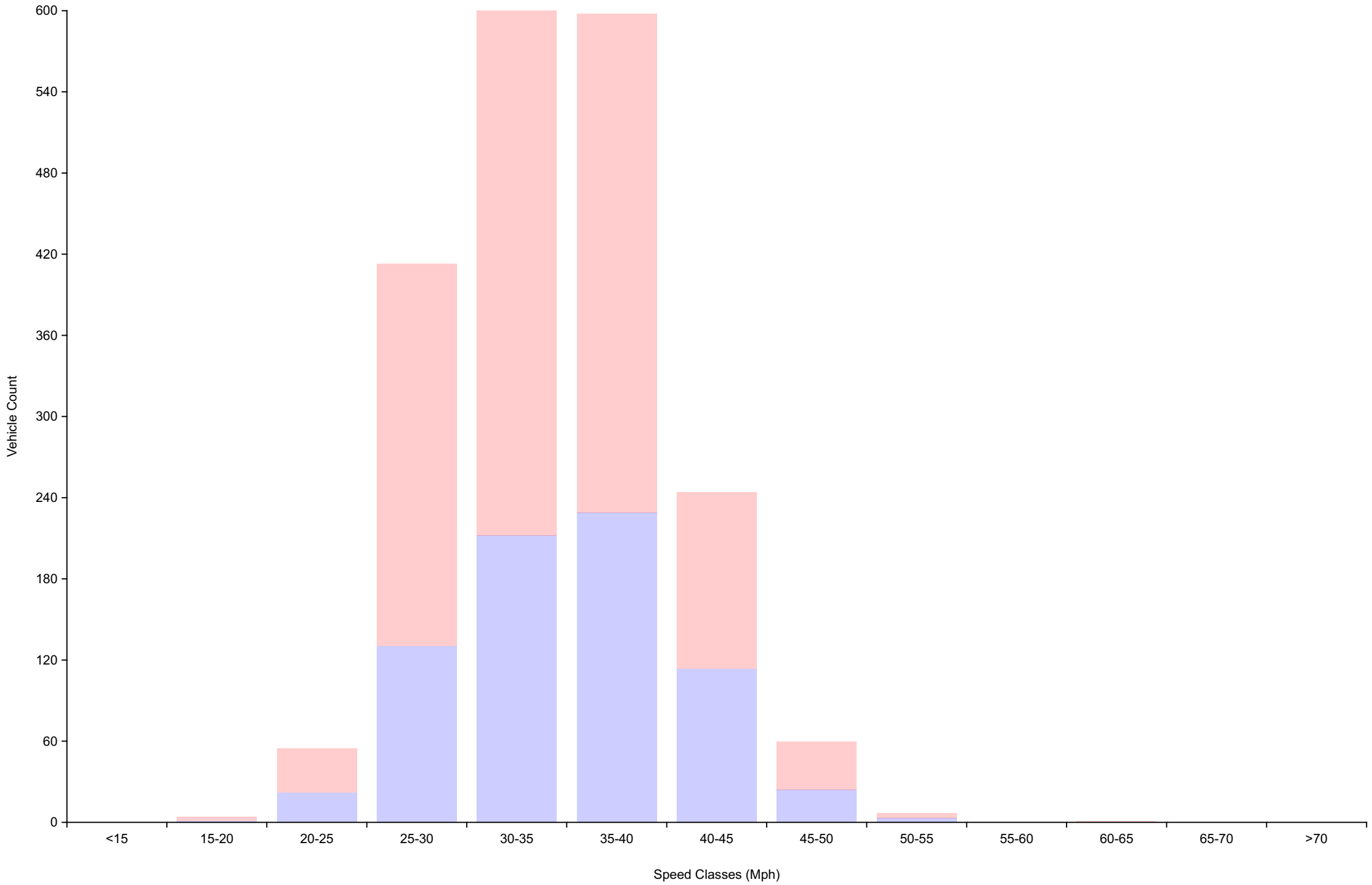
## Daily Overview for Mon Oct 2 2023

(60 Minute Resolution)

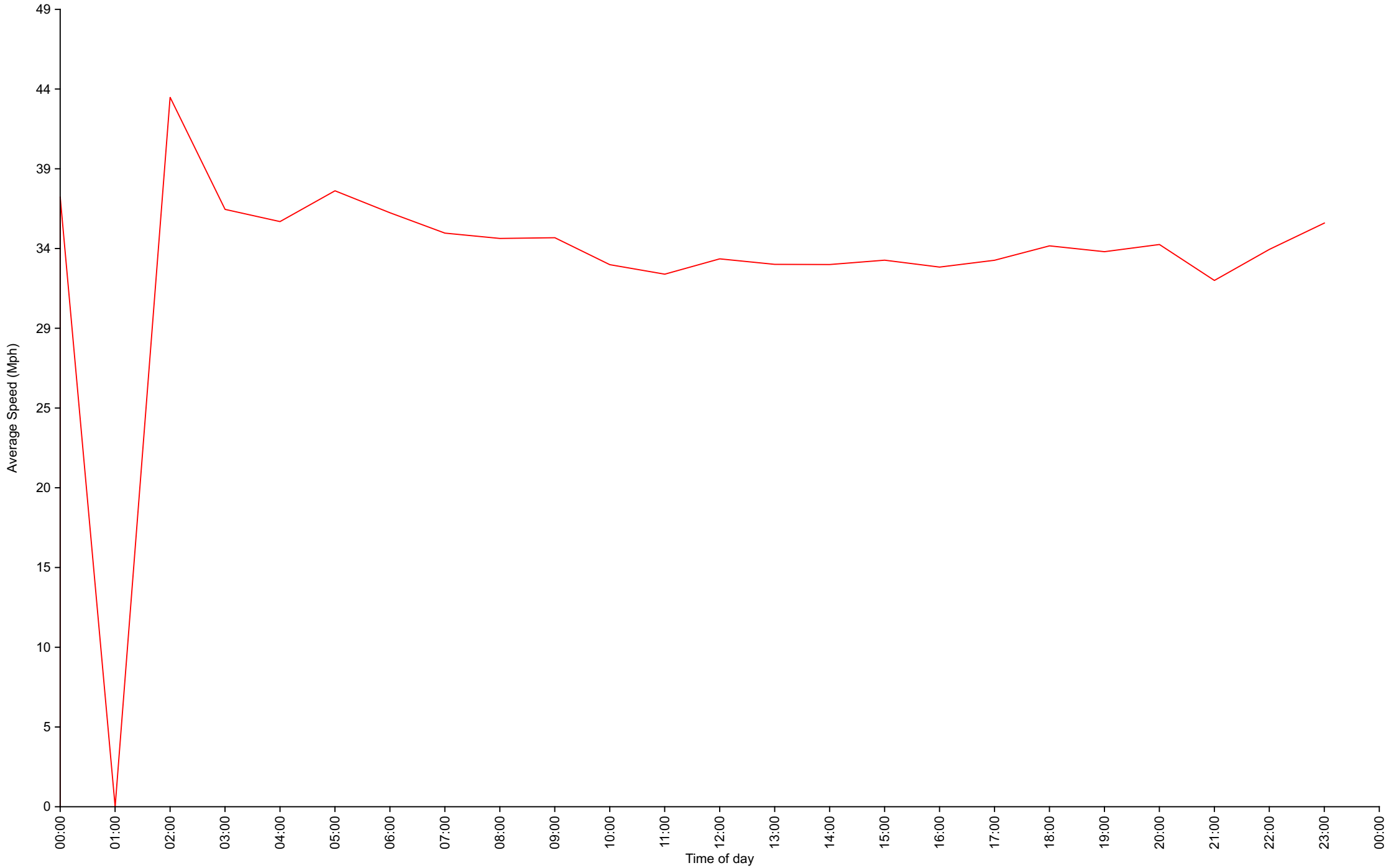


# Vehicle Counts By Speed Class

## Daily Overview for Mon Oct 2 2023

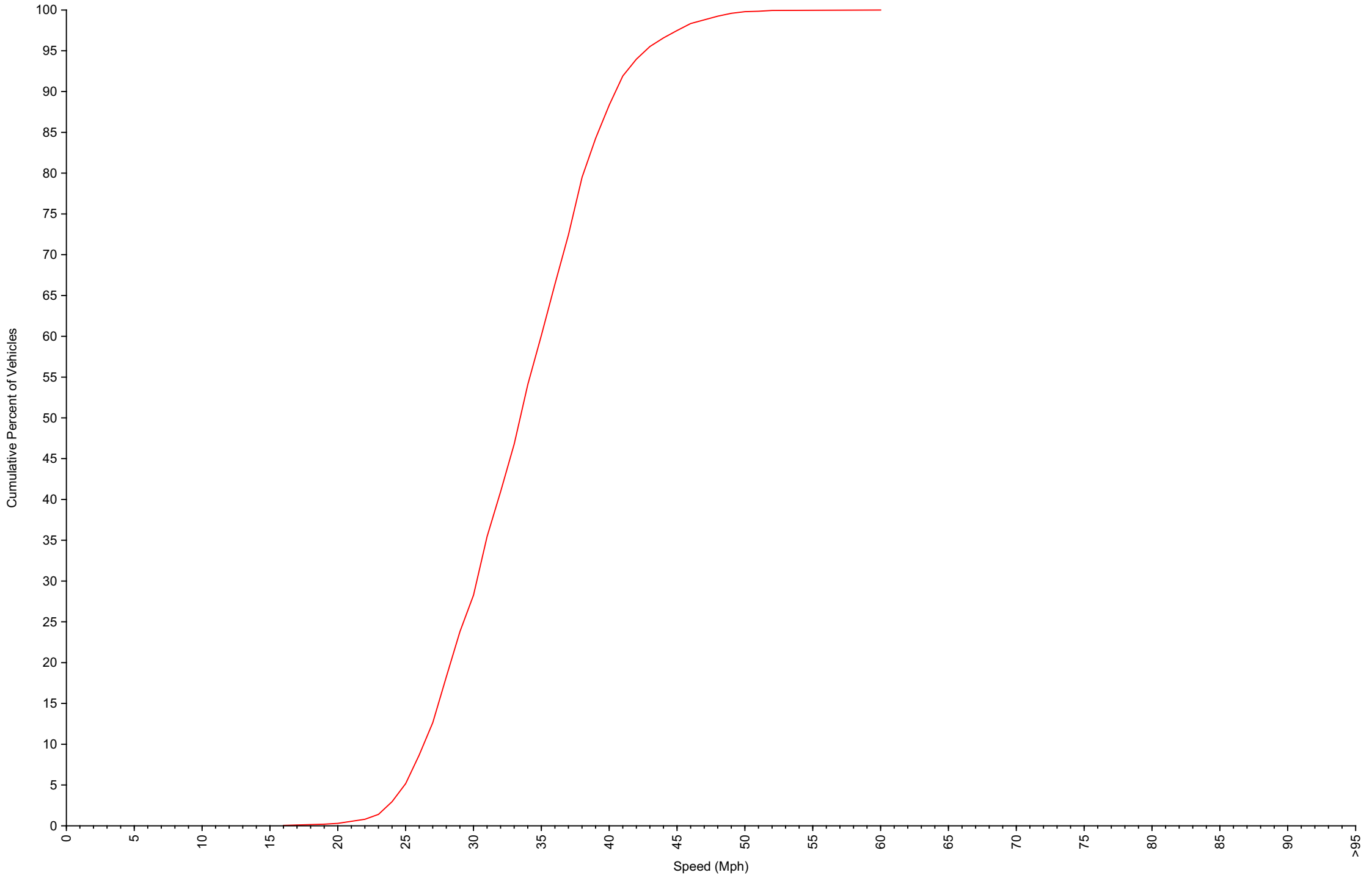


Average Speed By Hour  
Daily Overview for Mon Oct 2 2023  
(60 Minute Resolution)



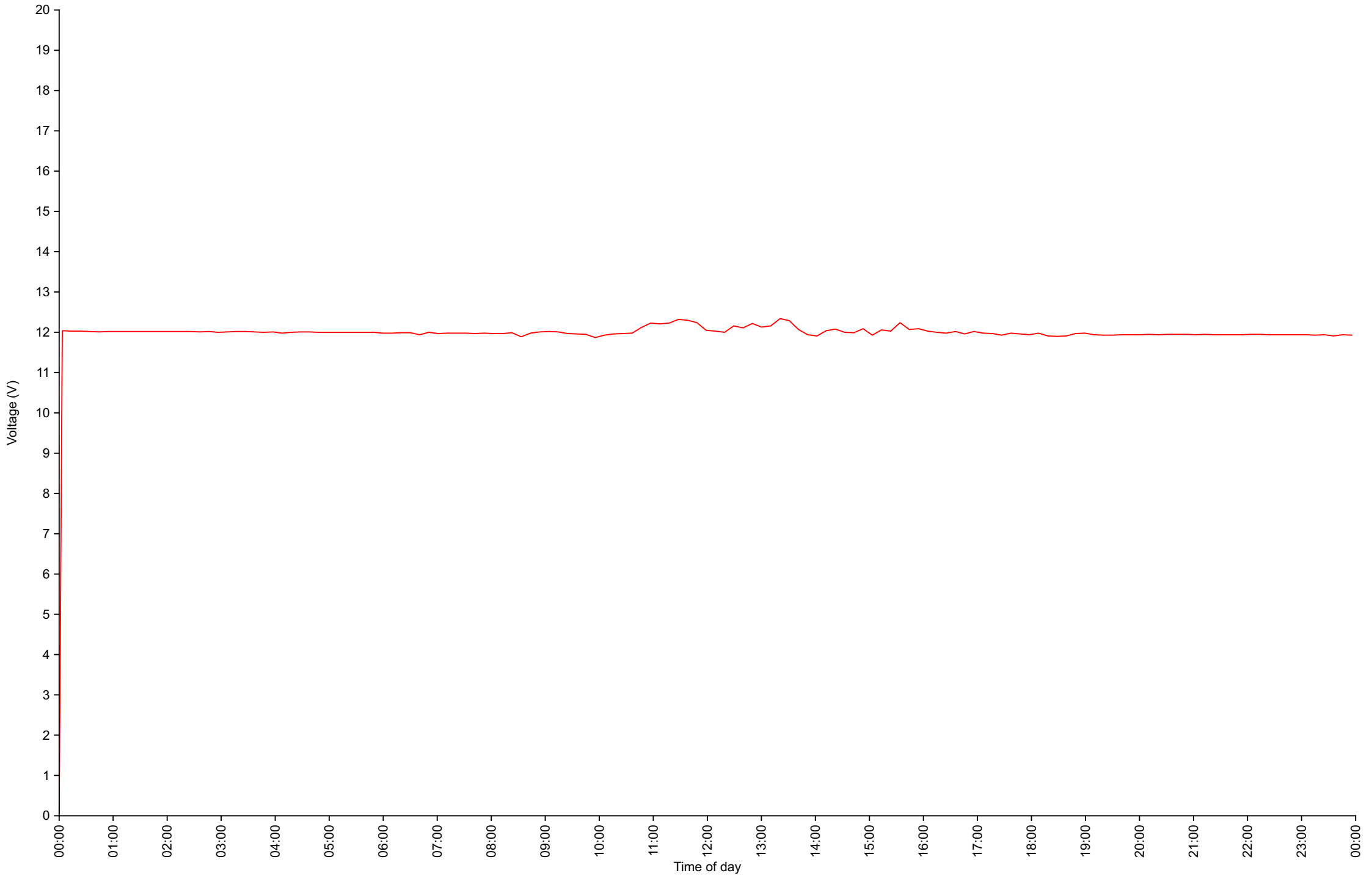
# Cumulative Speed Distribution Curve

## Daily Overview for Mon Oct 2 2023



# Voltage

## Daily Overview for Mon Oct 2 2023



# Traffic Report

Daily Overview for Tue Oct 3 2023

Vehicle Speed Classes (Mph)

|          | <15   | 15<br>20 | 20<br>25 | 25<br>30  | 30<br>35   | 35<br>40      | 40<br>45  | 45<br>50  | 50<br>55 | 55<br>60 | 60<br>65 | 65<br>70 | >70   | Total      | 85th<br>Percentile |
|----------|-------|----------|----------|-----------|------------|---------------|-----------|-----------|----------|----------|----------|----------|-------|------------|--------------------|
| 00:00    | 0     | 0        | 0        | 3         | 2          | 3             | 0         | 0         | 0        | 0        | 0        | 0        | 0     | 8          | 35.8               |
| 01:00    | 0     | 0        | 0        | 0         | 1          | 0             | 1         | 0         | 0        | 0        | 0        | 0        | 0     | 2          | 40.7               |
| 02:00    | 0     | 0        | 0        | 0         | 0          | 1             | 0         | 1         | 0        | 0        | 0        | 0        | 0     | 2          | 42.9               |
| 03:00    | 0     | 0        | 0        | 0         | 0          | 0             | 0         | 0         | 0        | 0        | 0        | 0        | 0     | 0          | 0.0                |
| 04:00    | 0     | 0        | 0        | 0         | 0          | 2             | 0         | 0         | 0        | 0        | 0        | 0        | 0     | 2          | 37.4               |
| 05:00    | 0     | 0        | 0        | 0         | 4          | 2             | 1         | 2         | 0        | 0        | 0        | 0        | 0     | 9          | <b>44.6</b>        |
| 06:00    | 0     | 0        | 0        | 6         | 11         | 8             | 9         | 3         | <b>1</b> | <b>1</b> | 0        | 0        | 0     | 39         | 42.7               |
| 07:00    | 0     | 0        | <b>4</b> | 17        | 20         | 37            | 23        | 5         | 1        | 0        | 0        | 0        | 0     | 107        | 41.0               |
| 08:00    | 0     | 0        | 3        | 32        | <b>55</b>  | <b>56</b>     | 26        | 13        | 0        | 0        | 0        | 0        | 0     | 185        | 39.9               |
| 09:00    | 0     | <b>1</b> | 4        | <b>37</b> | 48         | 45            | <b>46</b> | <b>14</b> | 1        | 0        | 0        | 0        | 0     | <b>196</b> | 41.9               |
| 10:00    | 0     | 0        | 4        | 23        | 25         | 33            | 17        | 6         | 1        | 0        | 0        | 0        | 0     | 109        | 40.4               |
| 11:00    | 0     | 0        | 1        | 19        | 34         | 37            | 18        | 2         | 0        | 0        | 0        | 0        | 0     | 111        | 39.4               |
| 12:00    | 0     | <b>2</b> | <b>8</b> | 12        | 35         | 28            | 19        | 4         | 0        | 0        | 0        | 0        | 0     | 108        | 40.3               |
| 13:00    | 0     | 0        | 4        | 13        | 32         | 42            | 30        | <b>12</b> | 0        | 0        | 0        | 0        | 0     | 133        | <b>42.0</b>        |
| 14:00    | 0     | 0        | 2        | 33        | 42         | 35            | 17        | 3         | 2        | 0        | 0        | 0        | 0     | 134        | 39.6               |
| 15:00    | 0     | 1        | 6        | 22        | 26         | 30            | 28        | 5         | 0        | 0        | 0        | 0        | 0     | 118        | 40.9               |
| 16:00    | 0     | 0        | 4        | 35        | <b>65</b>  | 58            | 20        | 8         | 0        | 0        | 0        | 0        | 0     | 190        | 39.0               |
| 17:00    | 0     | 0        | 2        | <b>38</b> | 61         | <b>70</b>     | <b>51</b> | 5         | 3        | 0        | 0        | 0        | 0     | <b>230</b> | 40.4               |
| 18:00    | 0     | 0        | 3        | 31        | 53         | 49            | 38        | 8         | <b>4</b> | 0        | 0        | 0        | 0     | 186        | 41.1               |
| 19:00    | 0     | 0        | 3        | 32        | 41         | 34            | 16        | 5         | 0        | 0        | 0        | 0        | 0     | 131        | 39.3               |
| 20:00    | 0     | 0        | 2        | 18        | 19         | 20            | 7         | 4         | 0        | 0        | 0        | 0        | 0     | 70         | 39.1               |
| 21:00    | 0     | 0        | 0        | 7         | 16         | 13            | 6         | 0         | 0        | 0        | <b>1</b> | 0        | 0     | 43         | 39.3               |
| 22:00    | 0     | 0        | 0        | 9         | 8          | 7             | 2         | 3         | 0        | 0        | 0        | 0        | 0     | 29         | 40.3               |
| 23:00    | 0     | 0        | 0        | 3         | 10         | 2             | 4         | 0         | 0        | 0        | 0        | 0        | 0     | 19         | 40.1               |
| AM Total | 0     | 1        | 16       | 137       | 200        | <b>224</b>    | 141       | 46        | 4        | 1        | 0        | 0        | 0     |            |                    |
| PM Total | 0     | 3        | 34       | 253       | <b>408</b> | 388           | 238       | 57        | 9        | 0        | 1        | 0        | 0     |            |                    |
| Total    | 0     | 4        | 50       | 390       | 608        | <b>612</b>    | 379       | 103       | 13       | 1        | 1        | 0        | 0     |            |                    |
| Percent  | 0.00% | 0.19%    | 2.31%    | 18.05%    | 28.14%     | <b>28.32%</b> | 17.54%    | 4.77%     | 0.60%    | 0.05%    | 0.05%    | 0.00%    | 0.00% |            |                    |

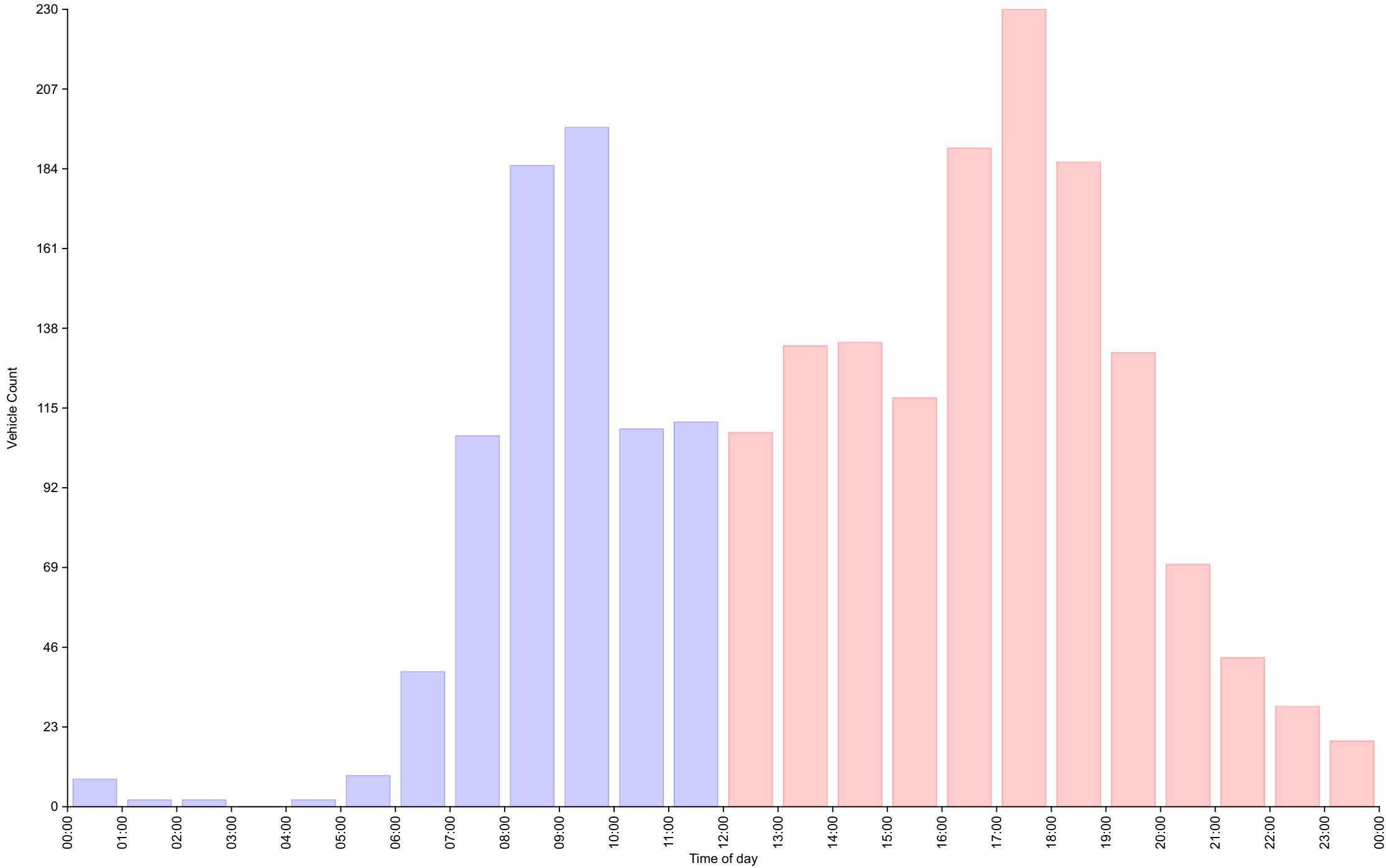
Total Vehicles : 2161  
 30th Percentile : 30.9 MPH  
 50th Percentile : 34.3 MPH  
 85th Percentile : 40.6 MPH  
 95th Percentile : 44.3 MPH  
 Average Speed : 34.9 MPH  
 Highest Speed : 62.4 MPH



# Vehicle Counts By Hour

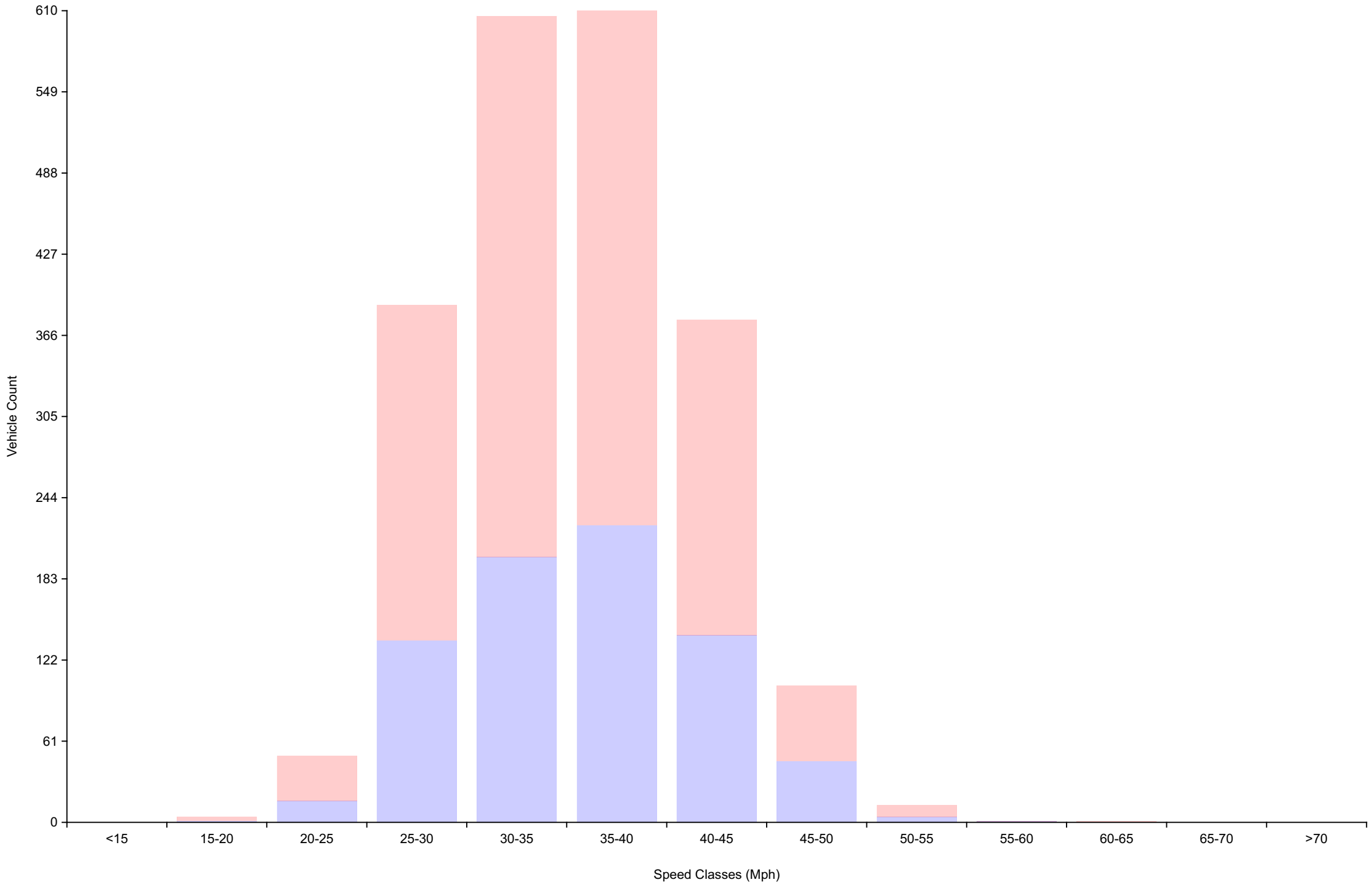
## Daily Overview for Tue Oct 3 2023

(60 Minute Resolution)



# Vehicle Counts By Speed Class

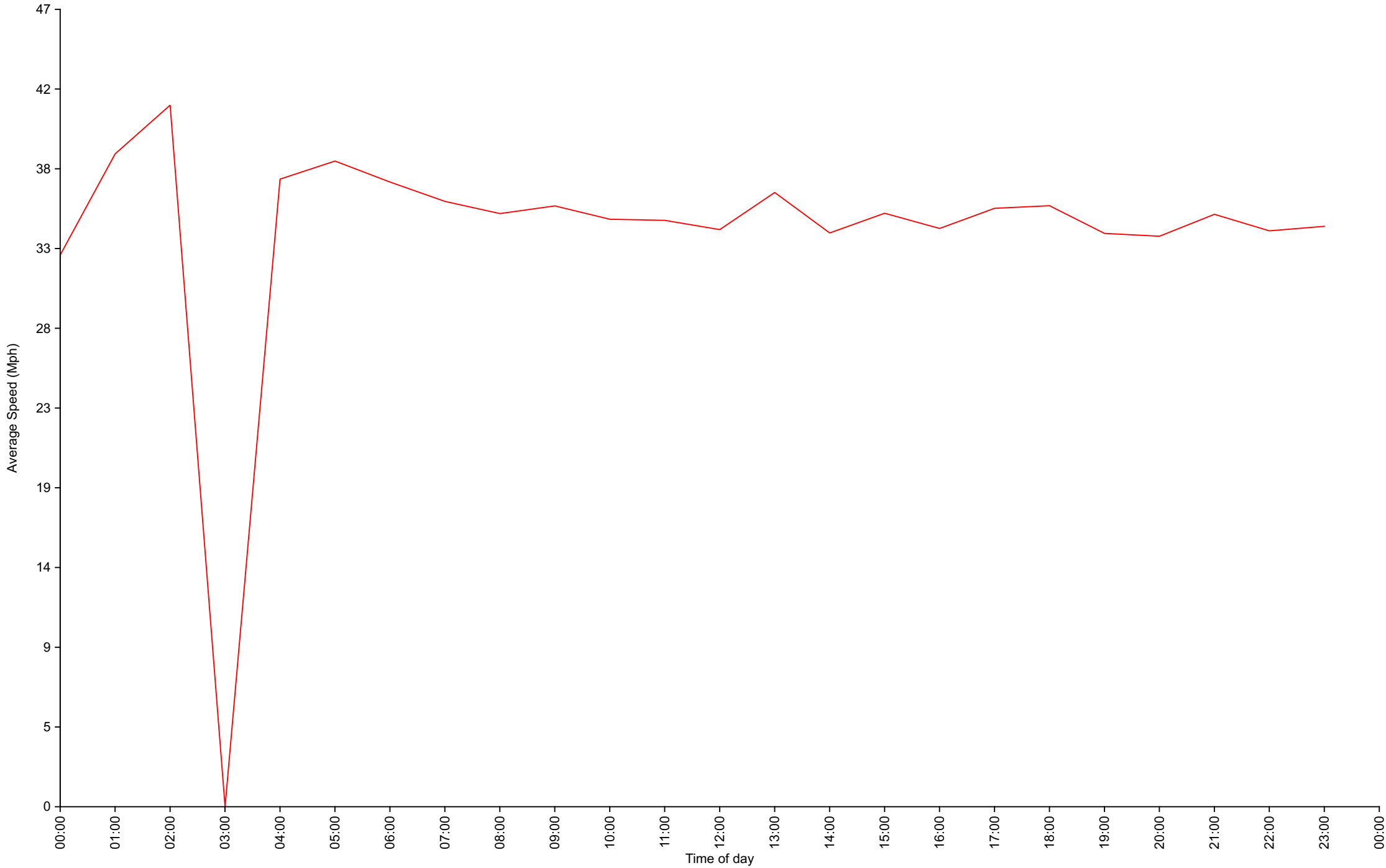
## Daily Overview for Tue Oct 3 2023



# Average Speed By Hour

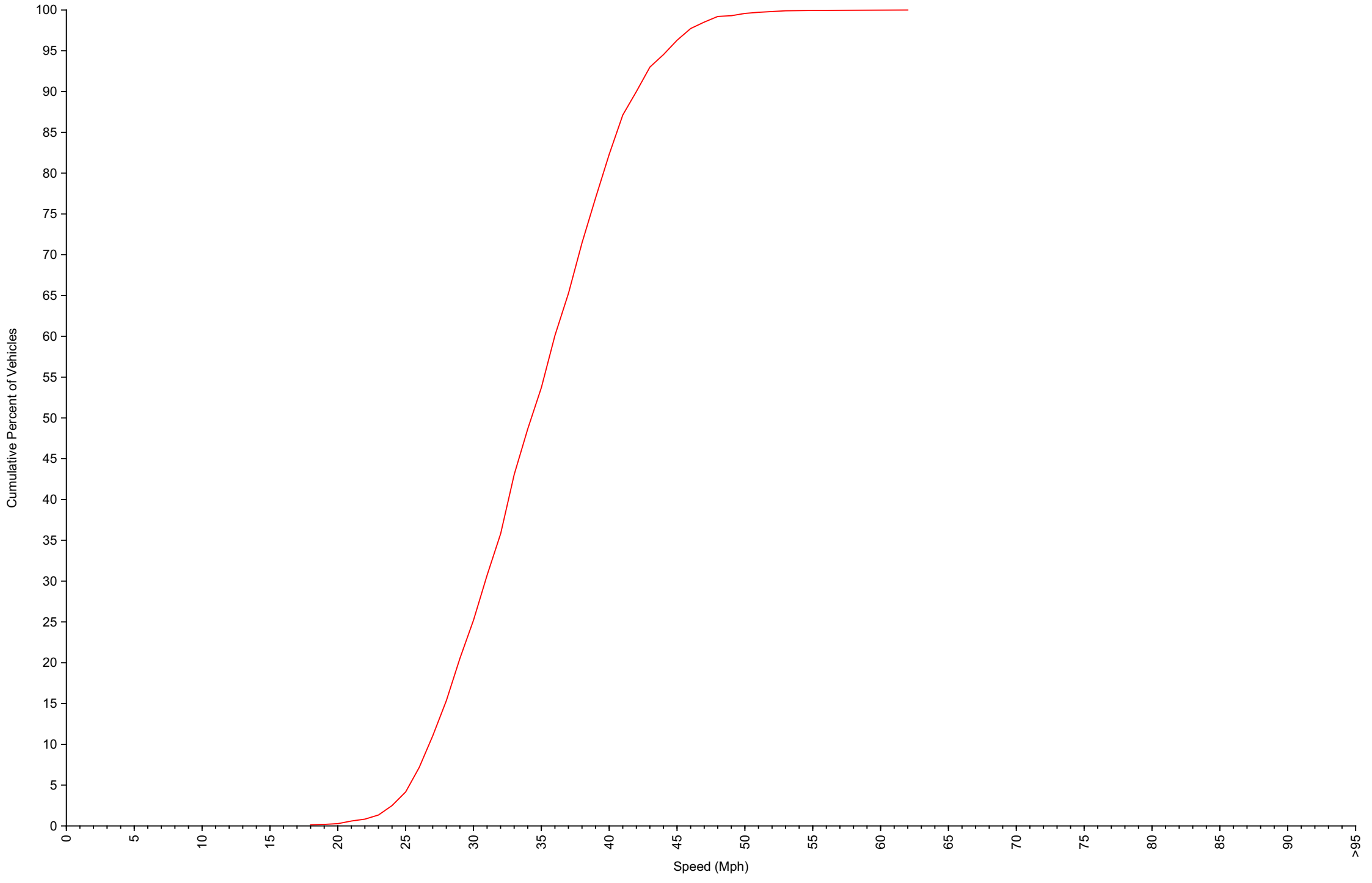
## Daily Overview for Tue Oct 3 2023

(60 Minute Resolution)



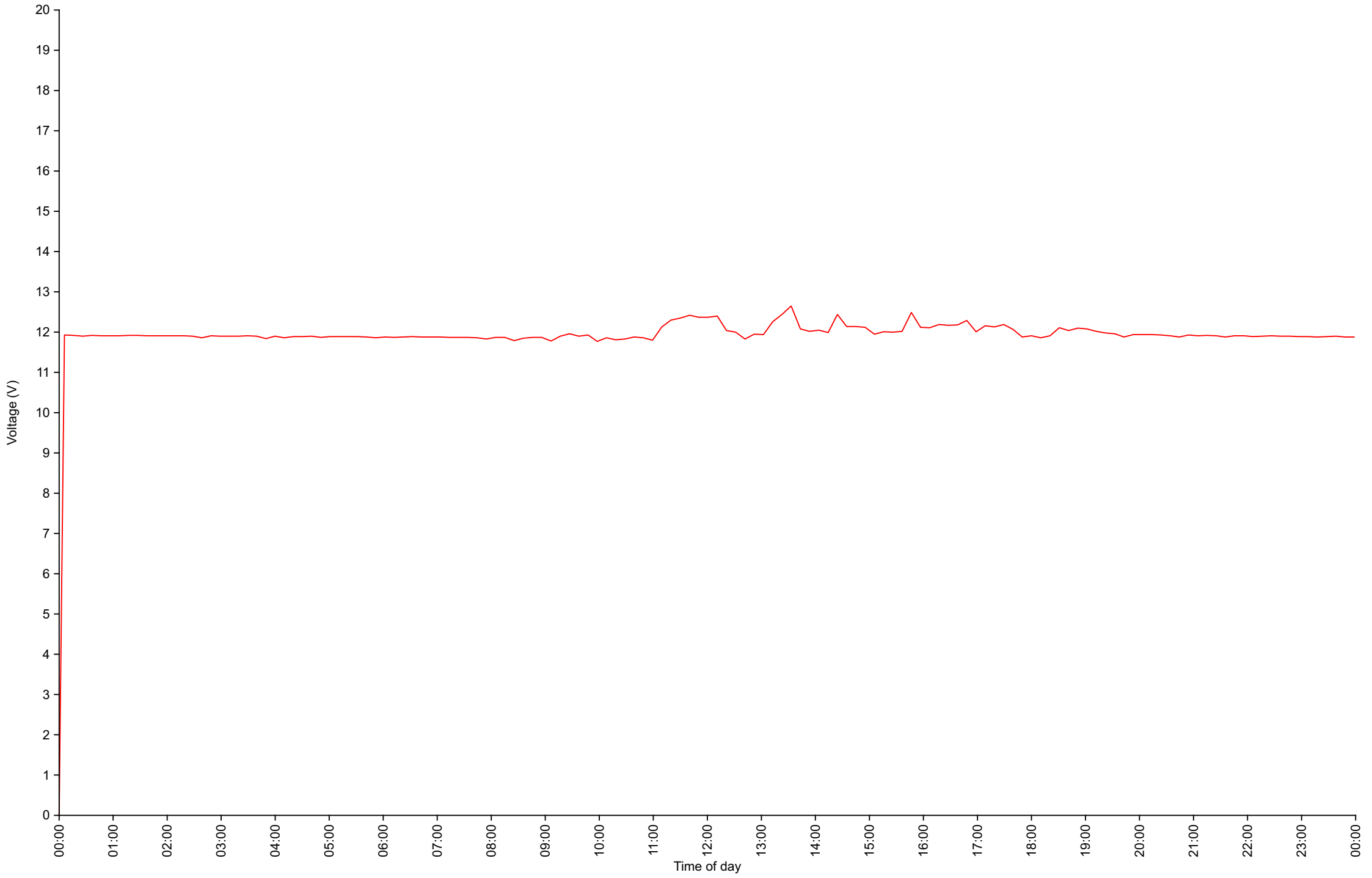
# Cumulative Speed Distribution Curve

## Daily Overview for Tue Oct 3 2023



# Voltage

## Daily Overview for Tue Oct 3 2023



# Traffic Report

Daily Overview for Wed Oct 4 2023

Vehicle Speed Classes (Mph)

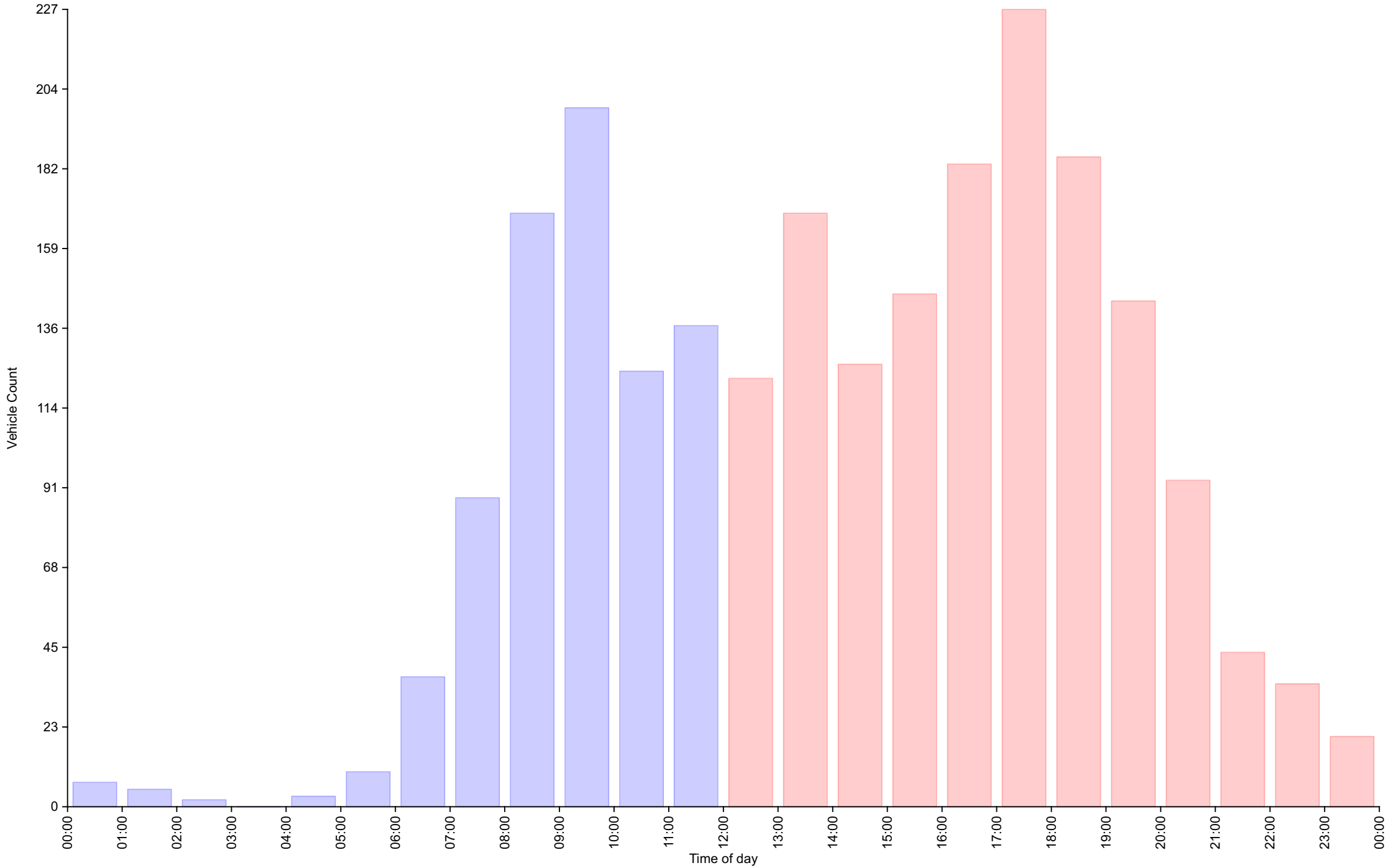
|          | <15   | 15<br>20 | 20<br>25  | 25<br>30  | 30<br>35      | 35<br>40  | 40<br>45  | 45<br>50  | 50<br>55 | 55<br>60 | 60<br>65 | 65<br>70 | >70   | Total      | 85th<br>Percentile |
|----------|-------|----------|-----------|-----------|---------------|-----------|-----------|-----------|----------|----------|----------|----------|-------|------------|--------------------|
| 00:00    | 0     | 0        | 0         | 1         | 1             | 2         | 3         | 0         | 0        | 0        | 0        | 0        | 0     | 7          | 42.0               |
| 01:00    | 0     | 0        | 0         | 1         | 0             | 0         | 4         | 0         | 0        | 0        | 0        | 0        | 0     | 5          | 42.6               |
| 02:00    | 0     | 0        | 0         | 0         | 0             | 1         | 1         | 0         | 0        | 0        | 0        | 0        | 0     | 2          | 39.1               |
| 03:00    | 0     | 0        | 0         | 0         | 0             | 0         | 0         | 0         | 0        | 0        | 0        | 0        | 0     | 0          | 0.0                |
| 04:00    | 0     | 0        | 0         | 0         | 2             | 0         | 1         | 0         | 0        | 0        | 0        | 0        | 0     | 3          | 36.9               |
| 05:00    | 0     | 0        | 0         | 0         | 0             | 4         | 3         | 2         | 1        | 0        | 0        | 0        | 0     | 10         | <b>48.5</b>        |
| 06:00    | 0     | 0        | 0         | 4         | 7             | 13        | 12        | 1         | 0        | 0        | 0        | 0        | 0     | 37         | 40.6               |
| 07:00    | 0     | 0        | 4         | 25        | 18            | 29        | 9         | 3         | 0        | 0        | 0        | 0        | 0     | 88         | 38.4               |
| 08:00    | 0     | 0        | 3         | 32        | 56            | <b>46</b> | 25        | 7         | 0        | 0        | 0        | 0        | 0     | 169        | 39.9               |
| 09:00    | 0     | <b>1</b> | 2         | <b>46</b> | <b>75</b>     | 45        | <b>27</b> | 3         | 0        | 0        | 0        | 0        | 0     | <b>199</b> | 39.0               |
| 10:00    | 0     | 0        | <b>6</b>  | 24        | 46            | 35        | 10        | 1         | <b>2</b> | 0        | 0        | 0        | 0     | 124        | 38.3               |
| 11:00    | 0     | 0        | 4         | 30        | 50            | 29        | 16        | <b>8</b>  | 0        | 0        | 0        | 0        | 0     | 137        | 39.6               |
| 12:00    | 0     | 0        | 4         | 25        | 35            | 33        | 16        | 7         | 1        | <b>1</b> | 0        | 0        | 0     | 122        | 41.2               |
| 13:00    | 0     | <b>1</b> | 6         | 33        | 43            | 60        | 18        | 8         | 0        | 0        | 0        | 0        | 0     | 169        | 39.1               |
| 14:00    | 0     | 0        | 1         | 19        | 36            | 32        | 32        | 5         | 1        | 0        | 0        | 0        | 0     | 126        | 41.9               |
| 15:00    | 0     | 0        | 2         | 25        | 34            | 51        | 25        | 7         | <b>2</b> | 0        | 0        | 0        | 0     | 146        | 40.8               |
| 16:00    | 0     | 0        | <b>10</b> | 37        | 65            | 36        | 30        | 4         | 1        | 0        | 0        | 0        | 0     | 183        | 39.8               |
| 17:00    | 0     | 0        | 6         | <b>49</b> | <b>69</b>     | 62        | 34        | 5         | 2        | 0        | 0        | 0        | 0     | <b>227</b> | 39.9               |
| 18:00    | 0     | 0        | 1         | 23        | 49            | <b>65</b> | <b>35</b> | <b>11</b> | 1        | 0        | 0        | 0        | 0     | 185        | <b>41.3</b>        |
| 19:00    | 0     | 0        | 0         | 22        | 45            | 47        | 22        | 6         | 2        | 0        | 0        | 0        | 0     | 144        | 40.4               |
| 20:00    | 0     | 0        | 2         | 18        | 30            | 19        | 17        | 7         | 0        | 0        | 0        | 0        | 0     | 93         | 40.6               |
| 21:00    | 0     | 0        | 1         | 9         | 12            | 13        | 7         | 2         | 0        | 0        | 0        | 0        | 0     | 44         | 40.2               |
| 22:00    | 0     | 0        | 0         | 7         | 11            | 9         | 8         | 0         | 0        | 0        | 0        | 0        | 0     | 35         | 40.8               |
| 23:00    | 0     | 0        | 0         | 2         | 9             | 6         | 1         | 1         | 1        | 0        | 0        | 0        | 0     | 20         | 39.0               |
| AM Total | 0     | 1        | 19        | 163       | <b>255</b>    | 204       | 111       | 25        | 3        | 0        | 0        | 0        | 0     |            |                    |
| PM Total | 0     | 1        | 33        | 269       | <b>438</b>    | 433       | 245       | 63        | 11       | 1        | 0        | 0        | 0     |            |                    |
| Total    | 0     | 2        | 52        | 432       | <b>693</b>    | 637       | 356       | 88        | 14       | 1        | 0        | 0        | 0     |            |                    |
| Percent  | 0.00% | 0.09%    | 2.29%     | 18.99%    | <b>30.46%</b> | 28.00%    | 15.65%    | 3.87%     | 0.62%    | 0.04%    | 0.00%    | 0.00%    | 0.00% |            |                    |

Total Vehicles : 2275  
 30th Percentile : 30.5 MPH  
 50th Percentile : 33.7 MPH  
 85th Percentile : 40.2 MPH  
 95th Percentile : 43.7 MPH  
 Average Speed : 34.5 MPH  
 Highest Speed : 55.5 MPH

# Vehicle Counts By Hour

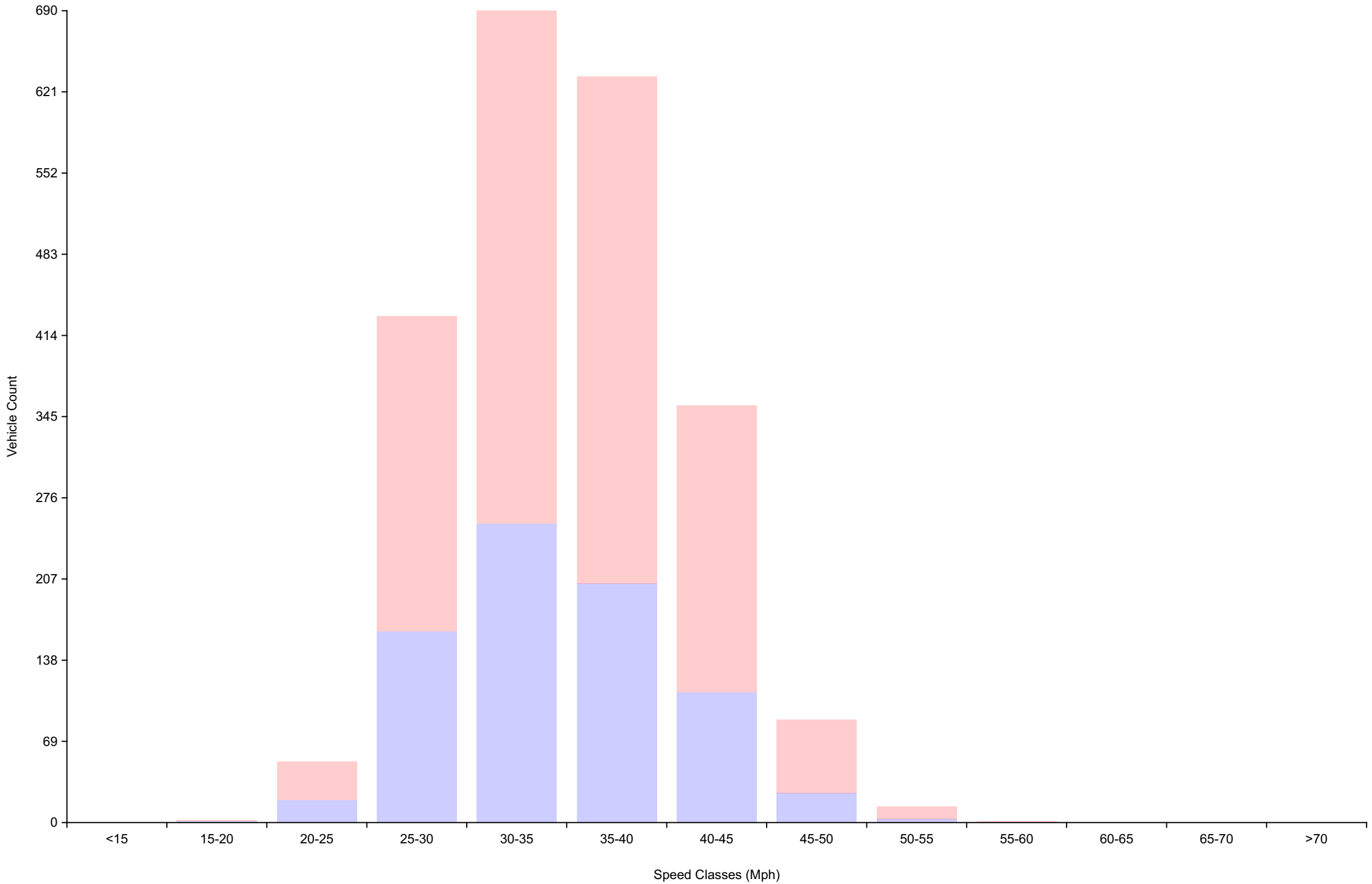
## Daily Overview for Wed Oct 4 2023

(60 Minute Resolution)



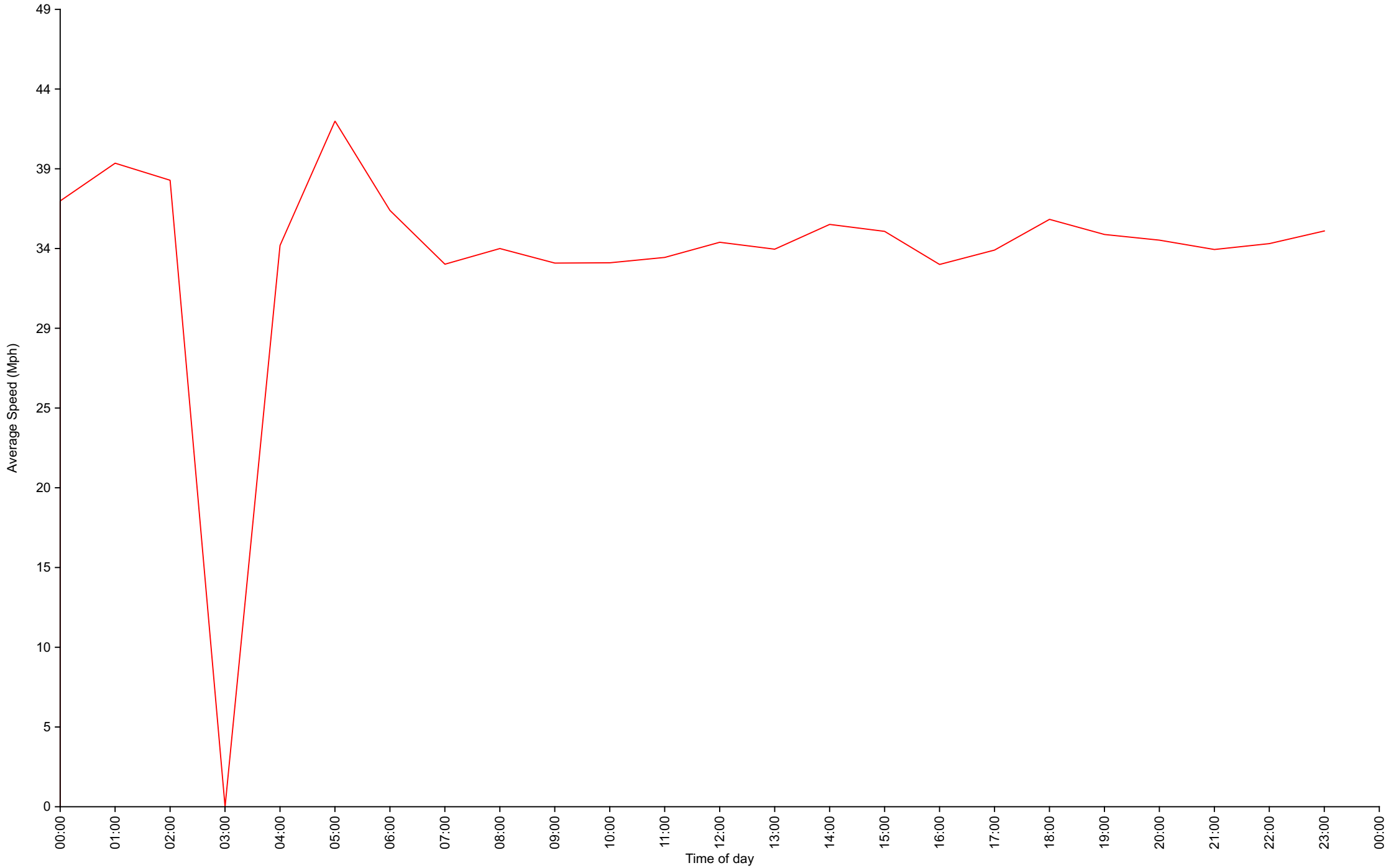
# Vehicle Counts By Speed Class

## Daily Overview for Wed Oct 4 2023



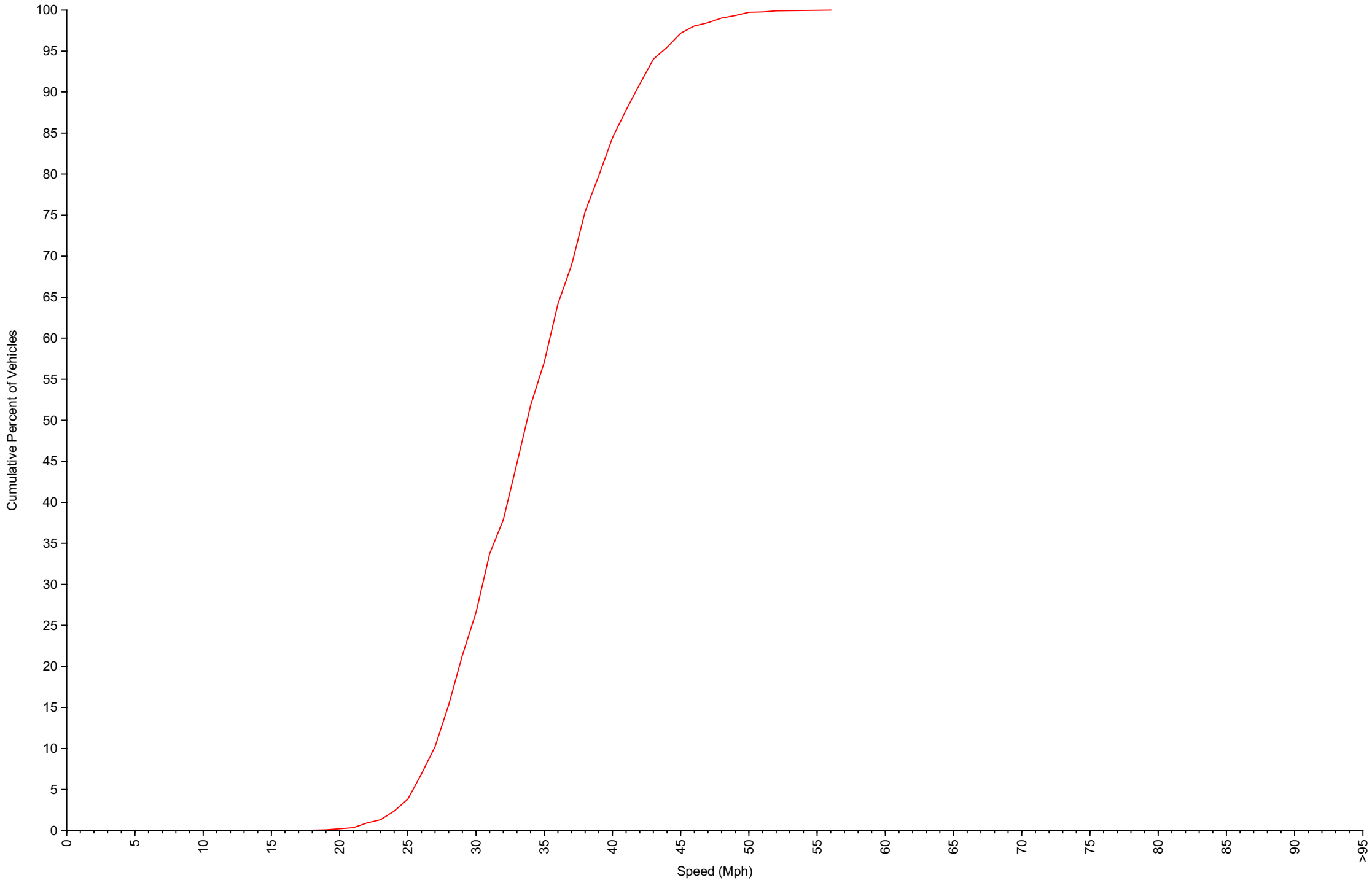


Average Speed By Hour  
Daily Overview for Wed Oct 4 2023  
(60 Minute Resolution)



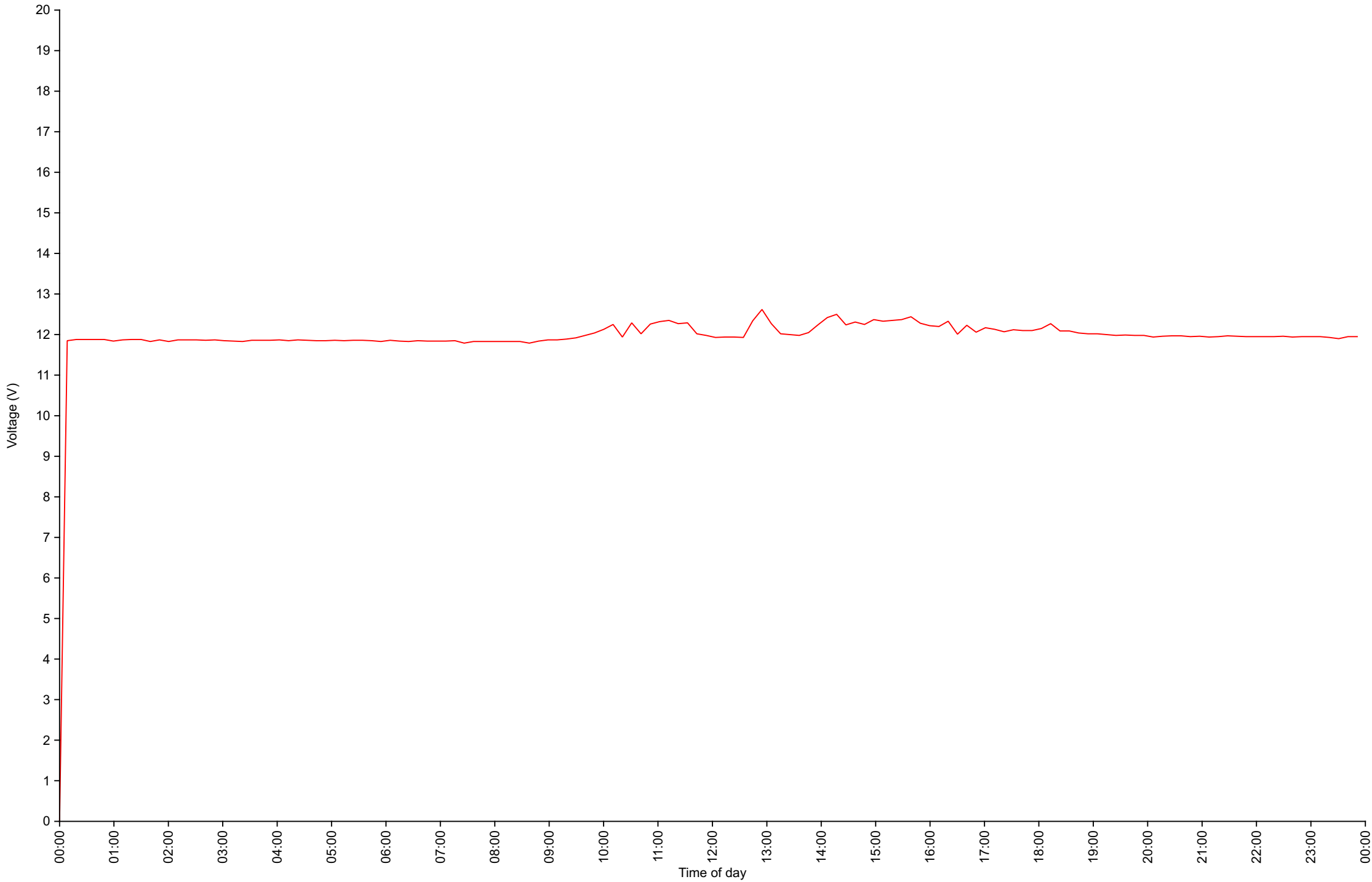
# Cumulative Speed Distribution Curve

## Daily Overview for Wed Oct 4 2023



# Voltage

## Daily Overview for Wed Oct 4 2023



# Traffic Report

Daily Overview for Thu Oct 5 2023

Vehicle Speed Classes (Mph)

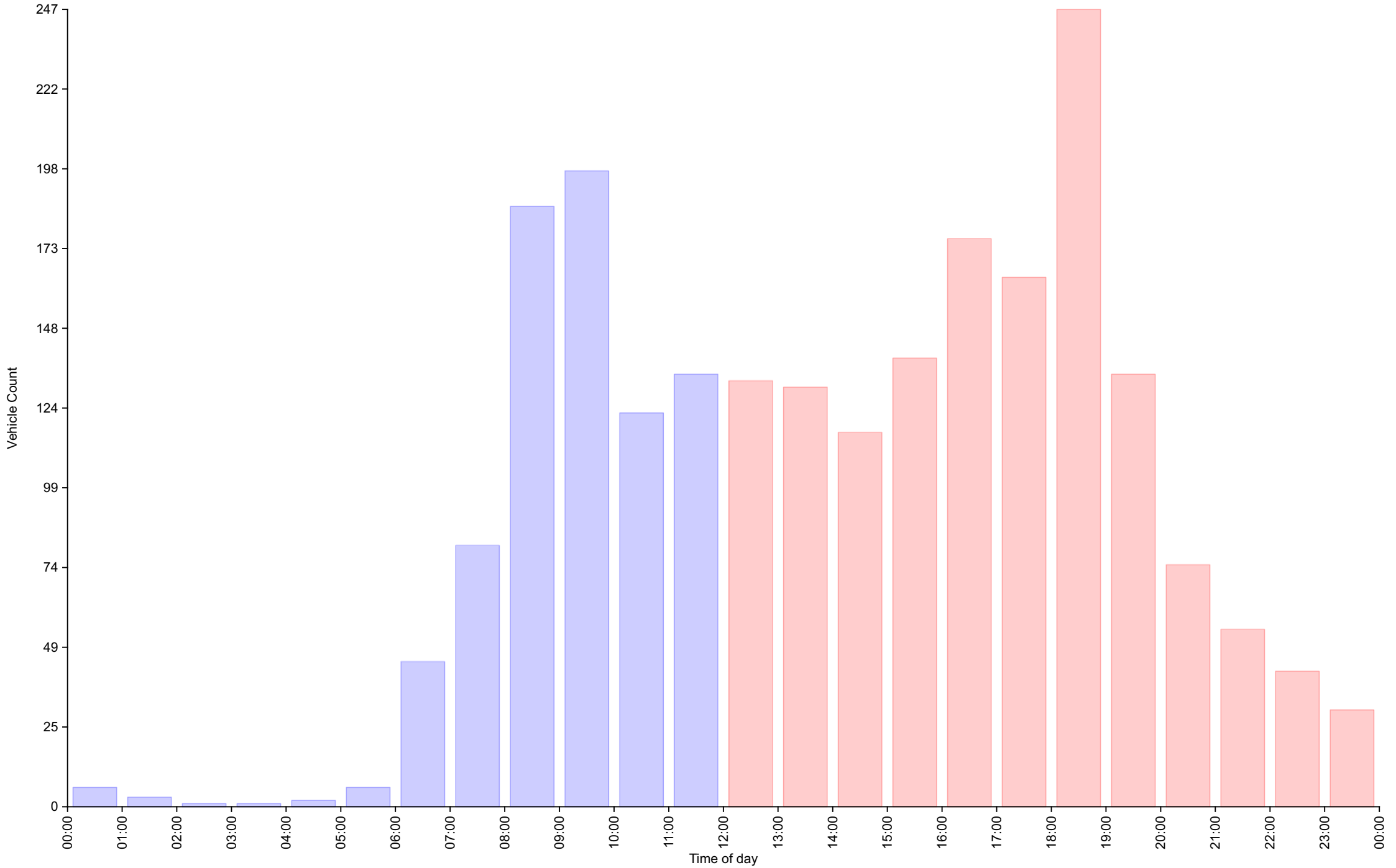
|          | <15      | 15<br>20 | 20<br>25 | 25<br>30  | 30<br>35  | 35<br>40      | 40<br>45  | 45<br>50 | 50<br>55 | 55<br>60 | 60<br>65 | 65<br>70 | >70   | Total      | 85th<br>Percentile |
|----------|----------|----------|----------|-----------|-----------|---------------|-----------|----------|----------|----------|----------|----------|-------|------------|--------------------|
| 00:00    | 0        | 0        | 0        | 0         | 1         | 1             | 3         | 1        | 0        | 0        | 0        | 0        | 0     | 6          | 41.7               |
| 01:00    | 0        | 0        | 0        | 2         | 0         | 1             | 0         | 0        | 0        | 0        | 0        | 0        | 0     | 3          | 32.9               |
| 02:00    | 0        | 0        | 0        | 0         | 0         | 0             | 0         | 0        | 1        | 0        | 0        | 0        | 0     | 1          | <b>52.4</b>        |
| 03:00    | 0        | 0        | 0        | 0         | 0         | 0             | 0         | 1        | 0        | 0        | 0        | 0        | 0     | 1          | 46.7               |
| 04:00    | 0        | 0        | 0        | 0         | 0         | 0             | 2         | 0        | 0        | 0        | 0        | 0        | 0     | 2          | 41.0               |
| 05:00    | 0        | 0        | 0        | 1         | 1         | 2             | 0         | 2        | 0        | 0        | 0        | 0        | 0     | 6          | 45.4               |
| 06:00    | 0        | 0        | 1        | 4         | 17        | 8             | 9         | 5        | 1        | 0        | 0        | 0        | 0     | 45         | 42.5               |
| 07:00    | 0        | 0        | 3        | 13        | 16        | 25            | 14        | <b>8</b> | <b>2</b> | 0        | 0        | 0        | 0     | 81         | 43.0               |
| 08:00    | 0        | 0        | <b>4</b> | <b>43</b> | <b>52</b> | <b>55</b>     | 26        | 6        | 0        | 0        | 0        | 0        | 0     | 186        | 39.7               |
| 09:00    | 0        | <b>1</b> | 4        | <b>45</b> | 50        | 55            | <b>36</b> | 5        | 1        | 0        | 0        | 0        | 0     | <b>197</b> | 40.5               |
| 10:00    | 0        | 0        | 3        | 10        | 32        | 41            | 28        | 6        | 2        | 0        | 0        | 0        | 0     | 122        | 41.9               |
| 11:00    | 0        | 0        | 2        | 26        | 41        | 42            | 18        | 4        | 1        | 0        | 0        | 0        | 0     | 134        | 39.5               |
| 12:00    | 0        | 3        | 3        | 32        | 40        | 27            | 19        | 7        | 1        | 0        | 0        | 0        | 0     | 132        | 40.3               |
| 13:00    | 0        | 0        | 4        | 27        | 32        | 42            | 18        | 6        | 1        | 0        | 0        | 0        | 0     | 130        | 40.8               |
| 14:00    | 0        | 1        | 0        | 19        | 31        | 41            | 13        | <b>9</b> | 2        | 0        | 0        | 0        | 0     | 116        | 40.2               |
| 15:00    | 0        | 0        | 3        | 35        | 44        | 33            | 22        | 2        | 0        | 0        | 0        | 0        | 0     | 139        | 39.3               |
| 16:00    | 0        | 4        | 4        | 25        | 44        | 62            | 30        | 6        | 1        | 0        | 0        | 0        | 0     | 176        | 39.6               |
| 17:00    | 0        | 0        | 5        | 25        | 43        | 59            | 26        | 6        | 0        | 0        | 0        | 0        | 0     | 164        | 40.1               |
| 18:00    | <b>1</b> | <b>5</b> | 3        | <b>40</b> | <b>81</b> | <b>69</b>     | <b>40</b> | 7        | 1        | 0        | 0        | 0        | 0     | <b>247</b> | 40.0               |
| 19:00    | 0        | 2        | 4        | 29        | 36        | 37            | 19        | 4        | <b>3</b> | 0        | 0        | 0        | 0     | 134        | 39.8               |
| 20:00    | 0        | 0        | <b>8</b> | 17        | 17        | 17            | 14        | 1        | 1        | 0        | 0        | 0        | 0     | 75         | 39.8               |
| 21:00    | 0        | 0        | 6        | 9         | 17        | 12            | 8         | 2        | 1        | 0        | 0        | 0        | 0     | 55         | 39.9               |
| 22:00    | 0        | 0        | 0        | 5         | 13        | 11            | 11        | 2        | 0        | 0        | 0        | 0        | 0     | 42         | <b>40.9</b>        |
| 23:00    | 0        | 0        | 1        | 3         | 8         | 13            | 4         | 1        | 0        | 0        | 0        | 0        | 0     | 30         | 39.5               |
| AM Total | 0        | 1        | 17       | 144       | 210       | <b>230</b>    | 136       | 38       | 8        | 0        | 0        | 0        | 0     |            |                    |
| PM Total | 1        | 15       | 41       | 266       | 406       | <b>423</b>    | 224       | 53       | 11       | 0        | 0        | 0        | 0     |            |                    |
| Total    | 1        | 16       | 58       | 410       | 616       | <b>653</b>    | 360       | 91       | 19       | 0        | 0        | 0        | 0     |            |                    |
| Percent  | 0.04%    | 0.72%    | 2.61%    | 18.44%    | 27.70%    | <b>29.36%</b> | 16.19%    | 4.09%    | 0.85%    | 0.00%    | 0.00%    | 0.00%    | 0.00% |            |                    |

Total Vehicles : 2224  
 30th Percentile : 30.6 MPH  
 50th Percentile : 34.1 MPH  
 85th Percentile : 40.3 MPH  
 95th Percentile : 44.0 MPH  
 Average Speed : 34.6 MPH  
 Highest Speed : 54.3 MPH

# Vehicle Counts By Hour

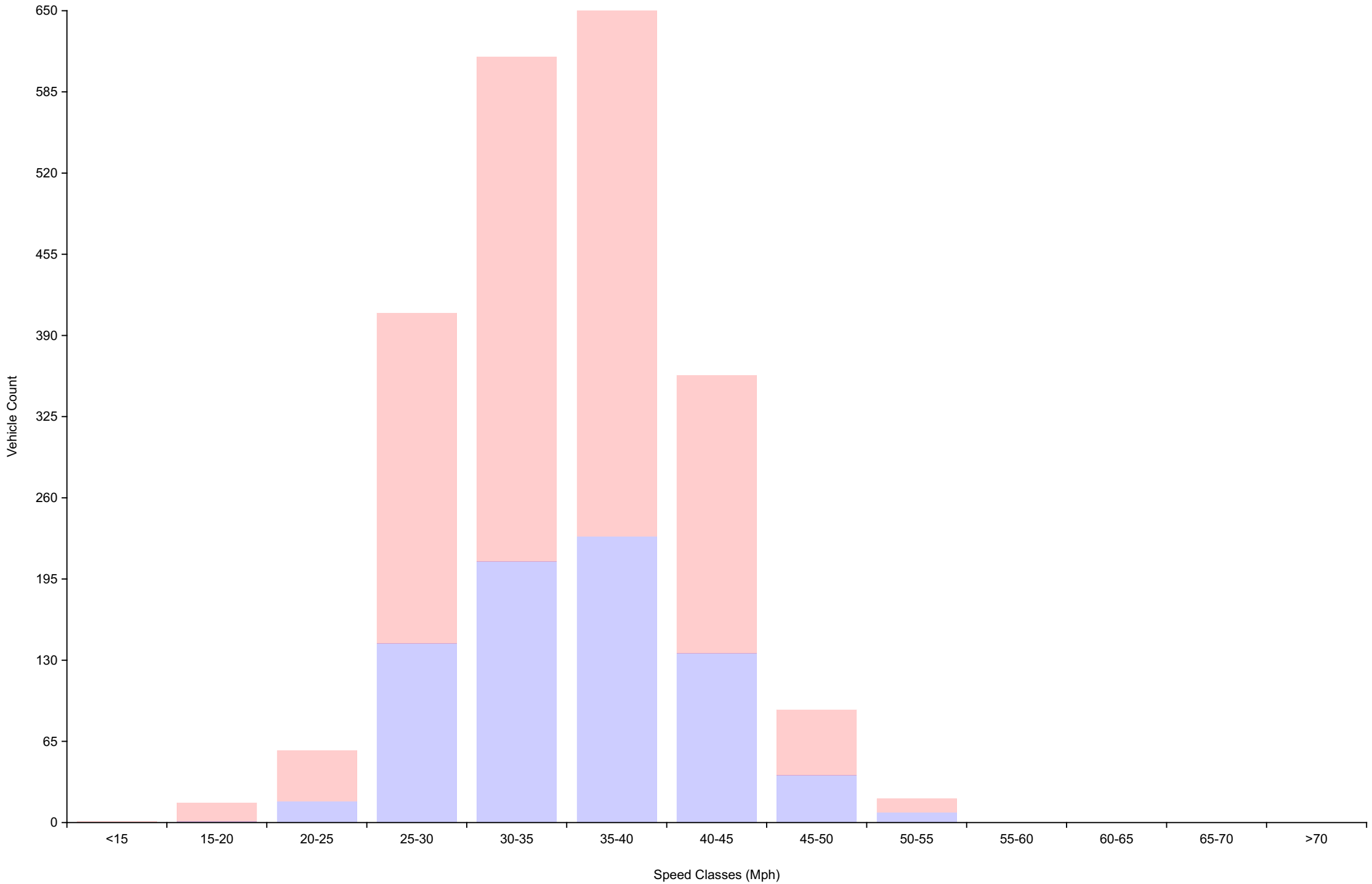
## Daily Overview for Thu Oct 5 2023

(60 Minute Resolution)



# Vehicle Counts By Speed Class

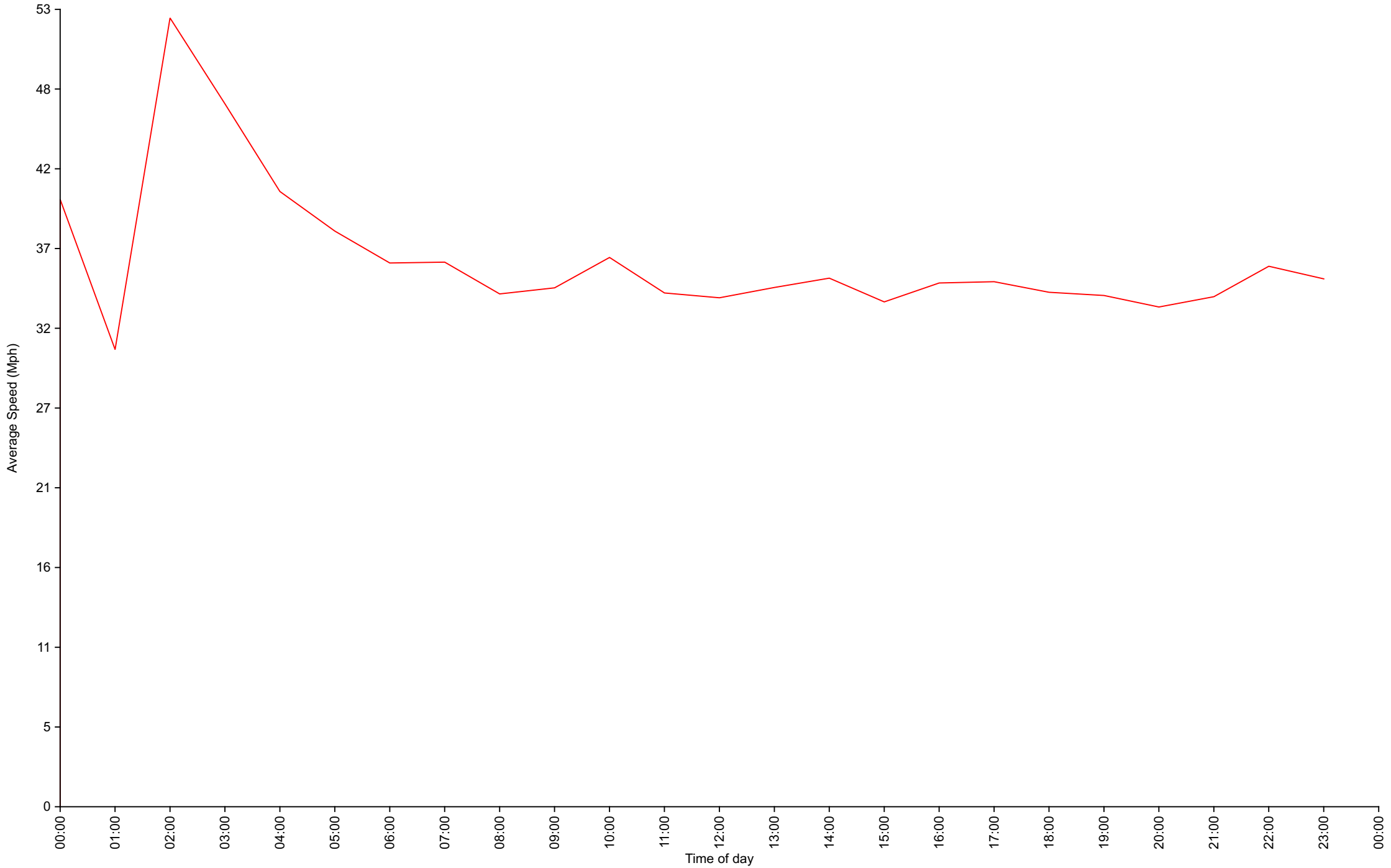
## Daily Overview for Thu Oct 5 2023



# Average Speed By Hour

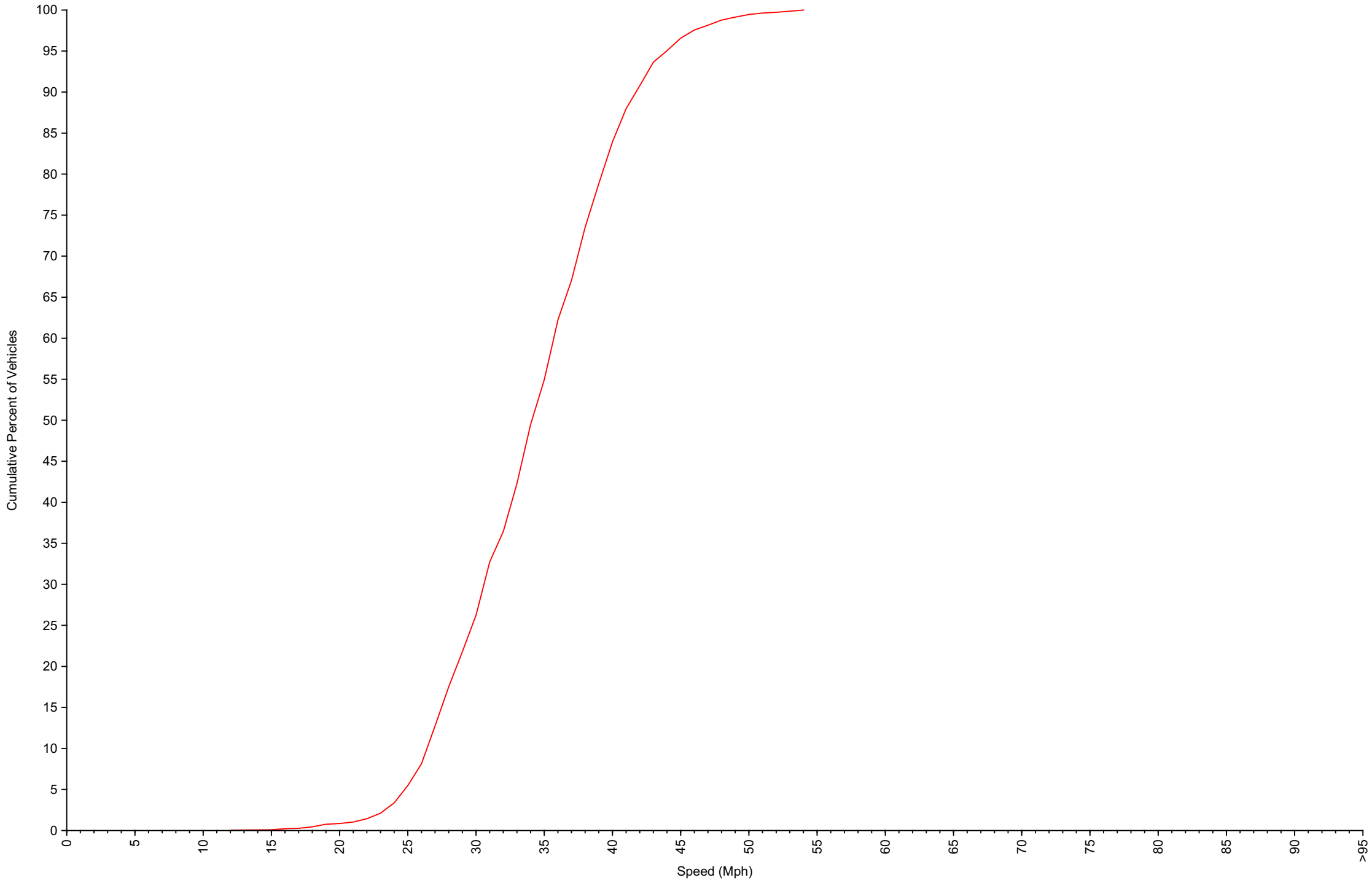
## Daily Overview for Thu Oct 5 2023

(60 Minute Resolution)



# Cumulative Speed Distribution Curve

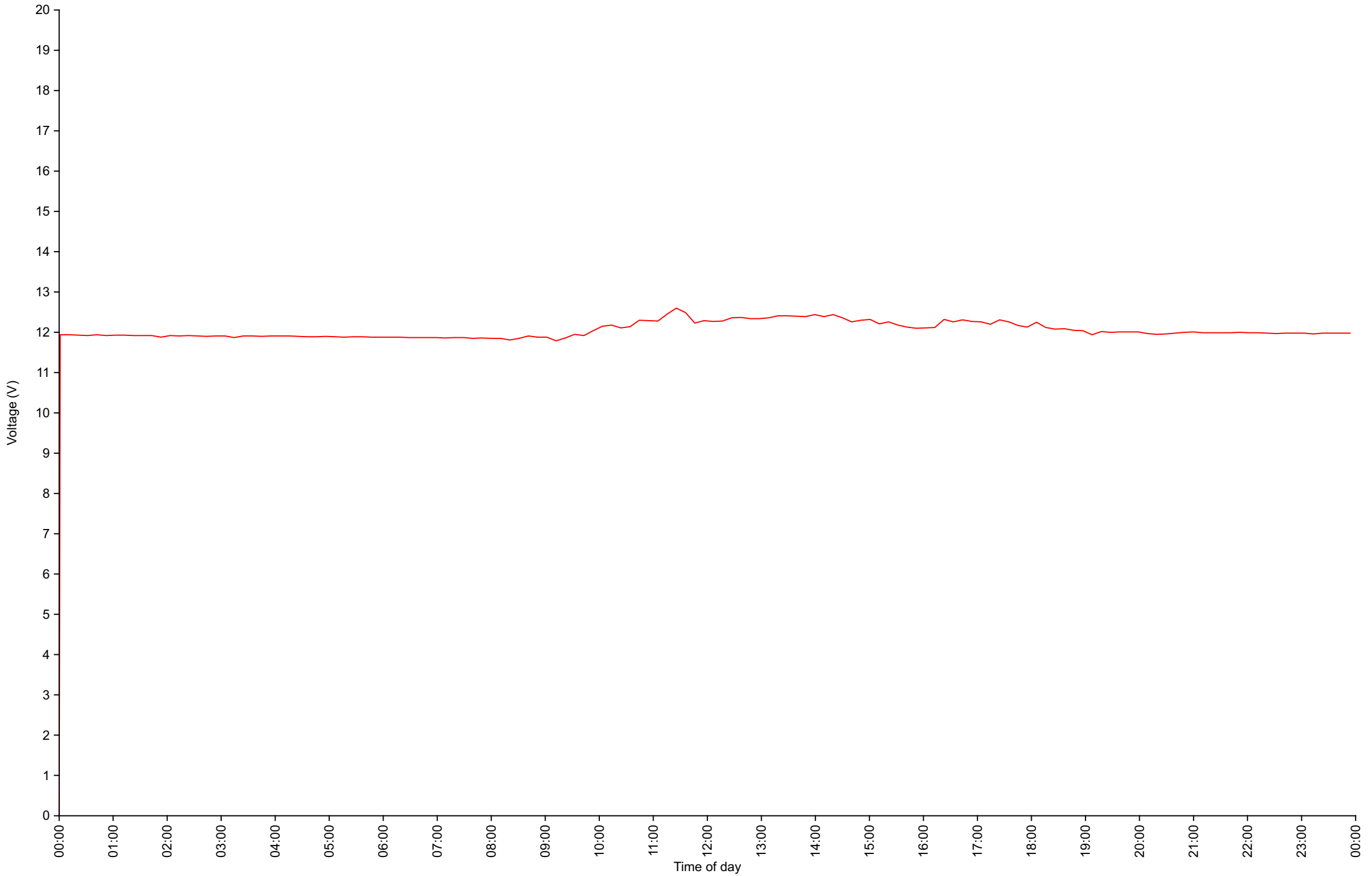
## Daily Overview for Thu Oct 5 2023





# Voltage

## Daily Overview for Thu Oct 5 2023



# Traffic Report

Daily Overview for Fri Oct 6 2023

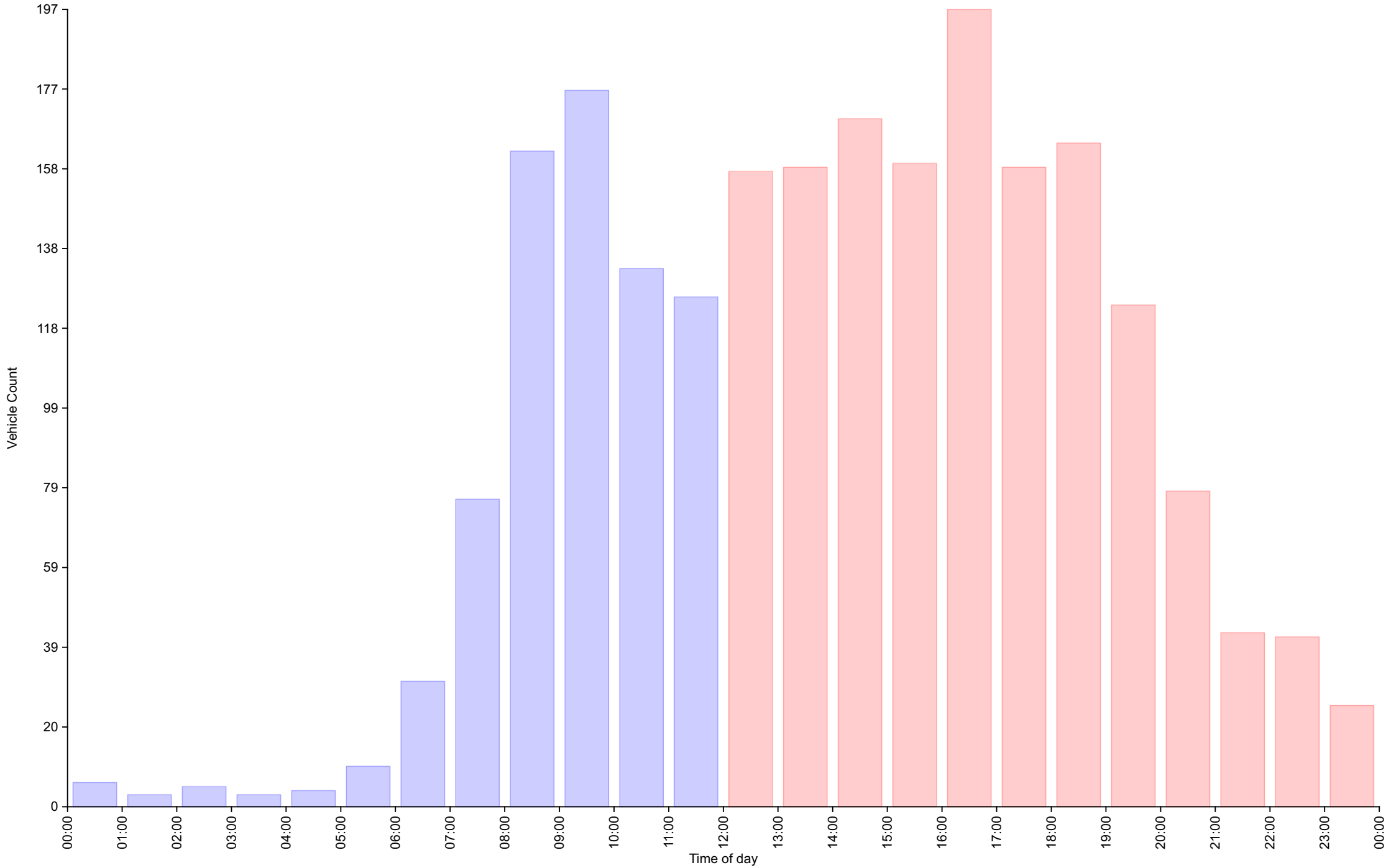
Vehicle Speed Classes (Mph)

|          | <15   | 15<br>20 | 20<br>25 | 25<br>30 | 30<br>35 | 35<br>40 | 40<br>45 | 45<br>50 | 50<br>55 | 55<br>60 | 60<br>65 | 65<br>70 | >70   | Total | 85th<br>Percentile |
|----------|-------|----------|----------|----------|----------|----------|----------|----------|----------|----------|----------|----------|-------|-------|--------------------|
| 00:00    | 0     | 0        | 0        | 0        | 3        | 2        | 1        | 0        | 0        | 0        | 0        | 0        | 0     | 6     | 39.1               |
| 01:00    | 0     | 0        | 0        | 0        | 0        | 2        | 1        | 0        | 0        | 0        | 0        | 0        | 0     | 3     | 41.3               |
| 02:00    | 0     | 0        | 0        | 0        | 2        | 2        | 0        | 0        | 1        | 0        | 0        | 0        | 0     | 5     | 42.3               |
| 03:00    | 0     | 0        | 0        | 1        | 2        | 0        | 0        | 0        | 0        | 0        | 0        | 0        | 0     | 3     | 32.2               |
| 04:00    | 0     | 0        | 0        | 1        | 0        | 2        | 1        | 0        | 0        | 0        | 0        | 0        | 0     | 4     | 39.4               |
| 05:00    | 0     | 0        | 0        | 2        | 2        | 2        | 2        | 2        | 0        | 0        | 0        | 0        | 0     | 10    | 44.3               |
| 06:00    | 0     | 0        | 0        | 1        | 10       | 9        | 6        | 4        | 1        | 0        | 0        | 0        | 0     | 31    | 44.1               |
| 07:00    | 0     | 0        | 1        | 15       | 17       | 24       | 16       | 0        | 2        | 1        | 0        | 0        | 0     | 76    | 40.8               |
| 08:00    | 0     | 0        | 3        | 39       | 42       | 43       | 28       | 5        | 1        | 1        | 0        | 0        | 0     | 162   | 40.1               |
| 09:00    | 0     | 1        | 10       | 21       | 44       | 50       | 39       | 9        | 3        | 0        | 0        | 0        | 0     | 177   | 42.1               |
| 10:00    | 0     | 0        | 2        | 19       | 37       | 33       | 29       | 12       | 1        | 0        | 0        | 0        | 0     | 133   | 42.0               |
| 11:00    | 0     | 0        | 4        | 29       | 29       | 31       | 24       | 7        | 2        | 0        | 0        | 0        | 0     | 126   | 41.6               |
| 12:00    | 0     | 0        | 5        | 25       | 47       | 49       | 24       | 4        | 3        | 0        | 0        | 0        | 0     | 157   | 40.1               |
| 13:00    | 0     | 2        | 3        | 21       | 45       | 49       | 33       | 5        | 0        | 0        | 0        | 0        | 0     | 158   | 40.3               |
| 14:00    | 0     | 0        | 7        | 33       | 55       | 36       | 33       | 6        | 0        | 0        | 0        | 0        | 0     | 170   | 40.6               |
| 15:00    | 0     | 2        | 5        | 37       | 42       | 40       | 26       | 6        | 1        | 0        | 0        | 0        | 0     | 159   | 40.0               |
| 16:00    | 0     | 1        | 7        | 28       | 58       | 62       | 29       | 10       | 1        | 0        | 1        | 0        | 0     | 197   | 40.5               |
| 17:00    | 0     | 0        | 3        | 30       | 45       | 47       | 26       | 6        | 1        | 0        | 0        | 0        | 0     | 158   | 40.9               |
| 18:00    | 0     | 0        | 6        | 32       | 56       | 50       | 13       | 7        | 0        | 0        | 0        | 0        | 0     | 164   | 38.1               |
| 19:00    | 0     | 0        | 6        | 31       | 28       | 29       | 21       | 7        | 1        | 1        | 0        | 0        | 0     | 124   | 41.4               |
| 20:00    | 0     | 0        | 3        | 12       | 21       | 24       | 15       | 3        | 0        | 0        | 0        | 0        | 0     | 78    | 40.9               |
| 21:00    | 0     | 0        | 1        | 8        | 14       | 10       | 8        | 1        | 0        | 1        | 0        | 0        | 0     | 43    | 41.2               |
| 22:00    | 0     | 0        | 0        | 7        | 12       | 11       | 5        | 6        | 1        | 0        | 0        | 0        | 0     | 42    | 43.5               |
| 23:00    | 0     | 0        | 1        | 4        | 5        | 10       | 4        | 1        | 0        | 0        | 0        | 0        | 0     | 25    | 40.5               |
| AM Total | 0     | 1        | 20       | 128      | 188      | 200      | 147      | 39       | 11       | 2        | 0        | 0        | 0     |       |                    |
| PM Total | 0     | 5        | 47       | 268      | 428      | 417      | 237      | 62       | 8        | 2        | 1        | 0        | 0     |       |                    |
| Total    | 0     | 6        | 67       | 396      | 616      | 617      | 384      | 101      | 19       | 4        | 1        | 0        | 0     |       |                    |
| Percent  | 0.00% | 0.27%    | 3.03%    | 17.91%   | 27.86%   | 27.91%   | 17.37%   | 4.57%    | 0.86%    | 0.18%    | 0.05%    | 0.00%    | 0.00% |       |                    |

Total Vehicles : 2211  
 30th Percentile : 30.6 MPH  
 50th Percentile : 34.2 MPH  
 85th Percentile : 40.7 MPH  
 95th Percentile : 44.3 MPH  
 Average Speed : 34.8 MPH  
 Highest Speed : 61.7 MPH

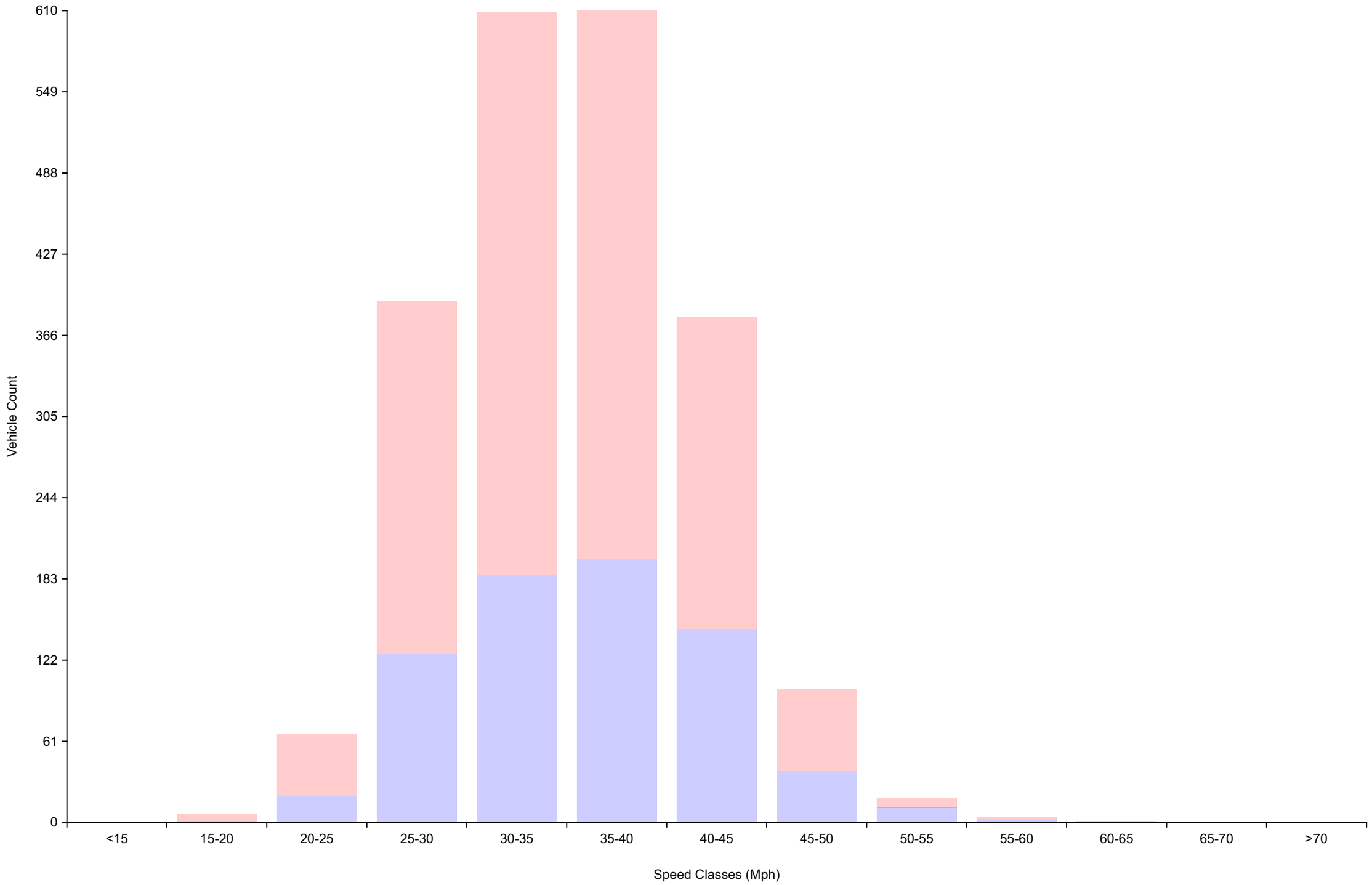
# Vehicle Counts By Hour

Daily Overview for Fri Oct 6 2023  
(60 Minute Resolution)

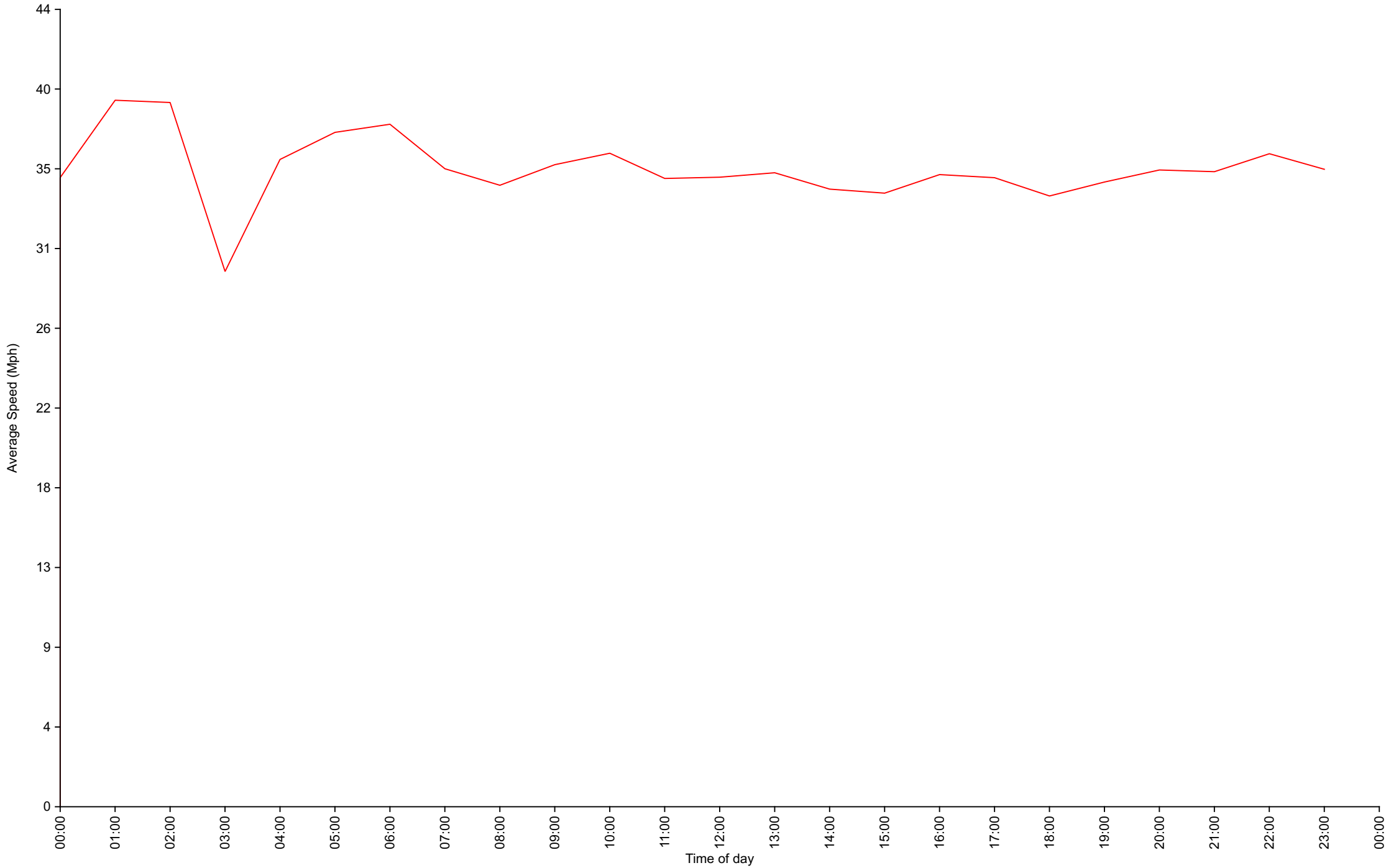


# Vehicle Counts By Speed Class

## Daily Overview for Fri Oct 6 2023

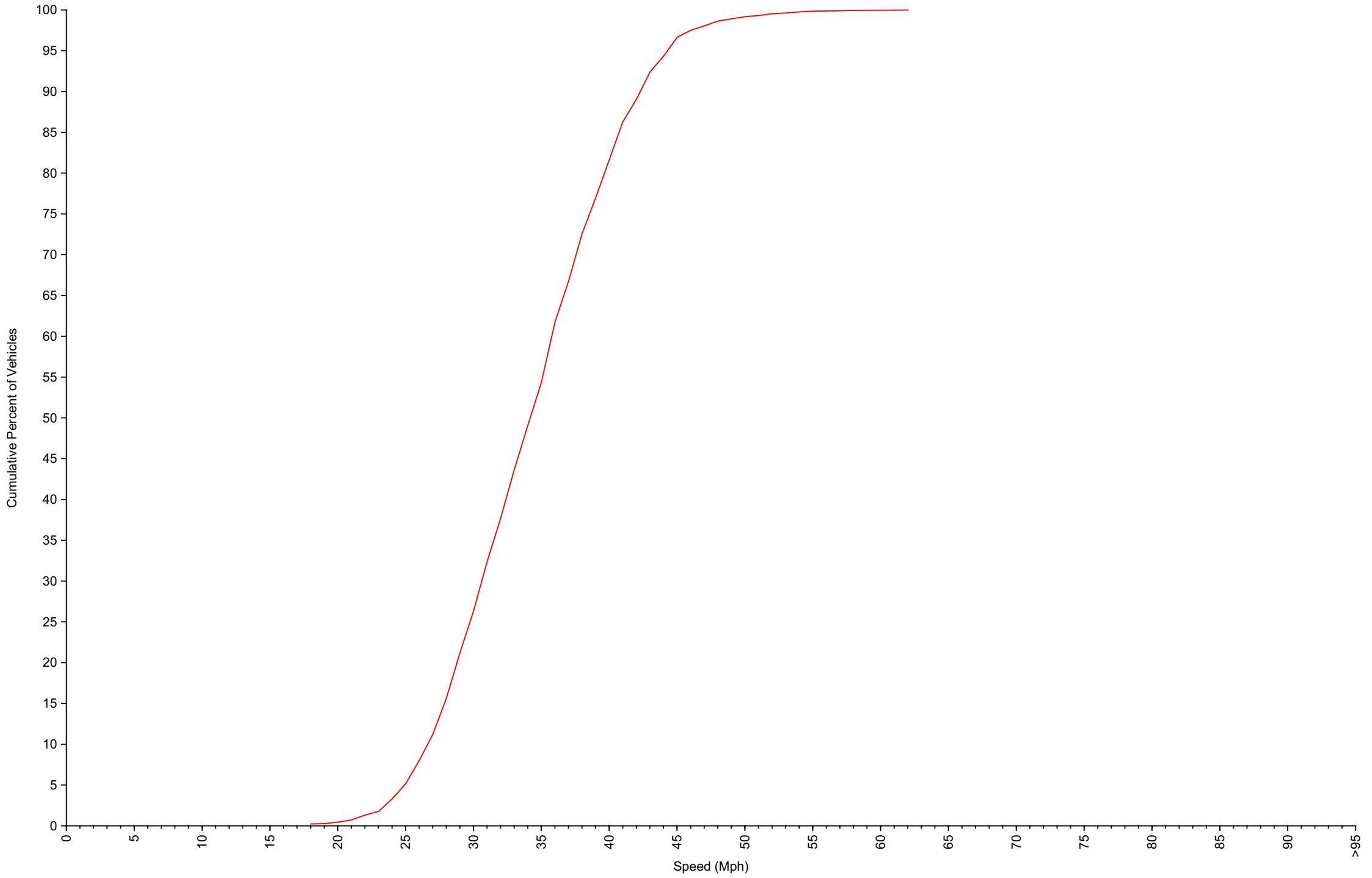


Average Speed By Hour  
Daily Overview for Fri Oct 6 2023  
(60 Minute Resolution)



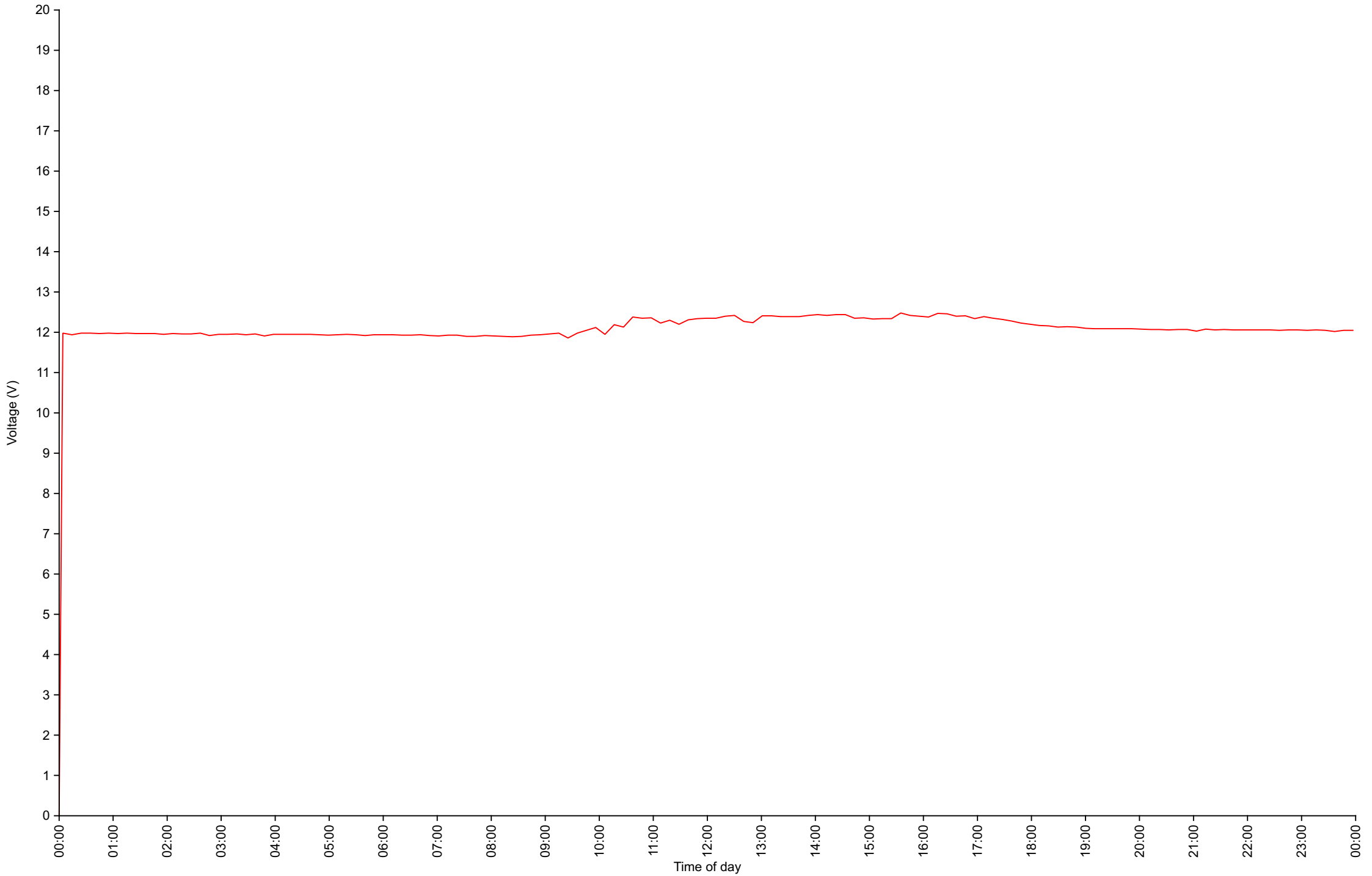
# Cumulative Speed Distribution Curve

## Daily Overview for Fri Oct 6 2023



# Voltage

## Daily Overview for Fri Oct 6 2023



# Traffic Report

Daily Overview for Sat Oct 7 2023

Vehicle Speed Classes (Mph)

|          | <15      | 15<br>20 | 20<br>25 | 25<br>30  | 30<br>35   | 35<br>40      | 40<br>45  | 45<br>50  | 50<br>55 | 55<br>60 | 60<br>65 | 65<br>70 | >70   | Total      | 85th<br>Percentile |
|----------|----------|----------|----------|-----------|------------|---------------|-----------|-----------|----------|----------|----------|----------|-------|------------|--------------------|
| 00:00    | 0        | 0        | 0        | 2         | 2          | 4             | 4         | 2         | 0        | 0        | 0        | 0        | 0     | 14         | 42.0               |
| 01:00    | 0        | 0        | 0        | 0         | 1          | 1             | 1         | 1         | 0        | 0        | 0        | 0        | 0     | 4          | <b>44.6</b>        |
| 02:00    | 0        | 0        | 1        | 0         | 1          | 1             | 0         | 1         | 0        | 0        | 0        | 0        | 0     | 4          | 41.0               |
| 03:00    | 0        | 0        | 0        | 2         | 0          | 0             | 2         | 0         | 0        | 0        | 0        | 0        | 0     | 4          | 42.8               |
| 04:00    | 0        | 0        | 0        | 1         | 0          | 1             | 2         | 0         | 0        | 0        | 0        | 0        | 0     | 4          | 40.4               |
| 05:00    | 0        | 0        | 0        | 2         | 1          | 4             | 1         | 1         | 0        | 0        | 0        | 0        | 0     | 9          | 40.3               |
| 06:00    | 0        | 0        | 0        | 3         | 4          | 2             | 2         | 0         | 1        | 0        | 0        | 0        | 0     | 12         | 40.8               |
| 07:00    | 0        | 0        | 1        | 1         | 12         | 10            | 11        | 3         | 0        | 0        | 0        | 0        | 0     | 38         | 42.2               |
| 08:00    | 0        | 0        | 2        | 5         | 11         | 20            | 17        | 1         | <b>3</b> | 0        | 0        | 0        | 0     | 59         | 42.0               |
| 09:00    | <b>1</b> | 0        | <b>6</b> | 18        | 25         | 29            | 23        | 5         | 1        | 0        | 0        | 0        | 0     | 108        | 41.1               |
| 10:00    | 0        | 0        | 3        | 18        | 31         | <b>49</b>     | 33        | <b>11</b> | 0        | 0        | 0        | 0        | 0     | 145        | 41.2               |
| 11:00    | 0        | 0        | 3        | <b>25</b> | <b>37</b>  | 45            | <b>34</b> | 3         | 0        | 0        | 0        | 0        | 0     | <b>147</b> | 40.4               |
| 12:00    | 0        | 1        | 5        | <b>26</b> | <b>52</b>  | <b>54</b>     | 30        | 4         | 1        | 0        | 0        | 0        | 0     | 173        | 39.8               |
| 13:00    | 0        | <b>3</b> | <b>9</b> | 19        | 43         | 53            | <b>37</b> | <b>10</b> | 0        | 0        | 0        | 0        | 0     | <b>174</b> | 41.1               |
| 14:00    | 0        | 0        | 4        | 21        | 48         | 42            | 20        | 8         | <b>2</b> | 0        | 0        | 0        | 0     | 145        | 39.8               |
| 15:00    | 0        | 3        | 4        | 26        | 37         | 28            | 16        | 6         | 1        | <b>1</b> | 0        | 0        | 0     | 122        | 40.4               |
| 16:00    | 0        | 1        | 3        | 20        | 50         | 43            | 20        | 8         | 1        | 0        | 0        | 0        | 0     | 146        | 40.4               |
| 17:00    | 0        | 0        | 6        | 15        | 49         | 48            | 27        | 8         | 2        | 0        | 0        | 0        | 0     | 155        | 40.3               |
| 18:00    | 0        | 0        | 0        | 23        | 45         | 47            | 29        | 3         | 1        | 0        | 0        | 0        | 0     | 148        | 40.3               |
| 19:00    | 0        | 0        | 2        | 23        | 31         | 34            | 18        | 2         | 1        | 0        | 0        | 0        | 0     | 111        | 40.2               |
| 20:00    | 0        | 0        | 2        | 16        | 30         | 21            | 12        | 5         | 0        | 0        | 0        | 0        | 0     | 86         | <b>41.0</b>        |
| 21:00    | 0        | 0        | 1        | 10        | 18         | 8             | 4         | 3         | 2        | 0        | 0        | 0        | 0     | 46         | 39.4               |
| 22:00    | 0        | 0        | 0        | 9         | 11         | 5             | 2         | 0         | 2        | 0        | 0        | 0        | 0     | 29         | 37.8               |
| 23:00    | 0        | 0        | 0        | 2         | 8          | 10            | 1         | 1         | 0        | 0        | 0        | 0        | 0     | 22         | 38.4               |
| AM Total | 1        | 0        | 16       | 77        | 125        | <b>166</b>    | 130       | 28        | 5        | 0        | 0        | 0        | 0     |            |                    |
| PM Total | 0        | 8        | 36       | 210       | <b>422</b> | 393           | 216       | 58        | 13       | 1        | 0        | 0        | 0     |            |                    |
| Total    | 1        | 8        | 52       | 287       | 547        | <b>559</b>    | 346       | 86        | 18       | 1        | 0        | 0        | 0     |            |                    |
| Percent  | 0.05%    | 0.42%    | 2.73%    | 15.07%    | 28.71%     | <b>29.34%</b> | 18.16%    | 4.51%     | 0.94%    | 0.05%    | 0.00%    | 0.00%    | 0.00% |            |                    |

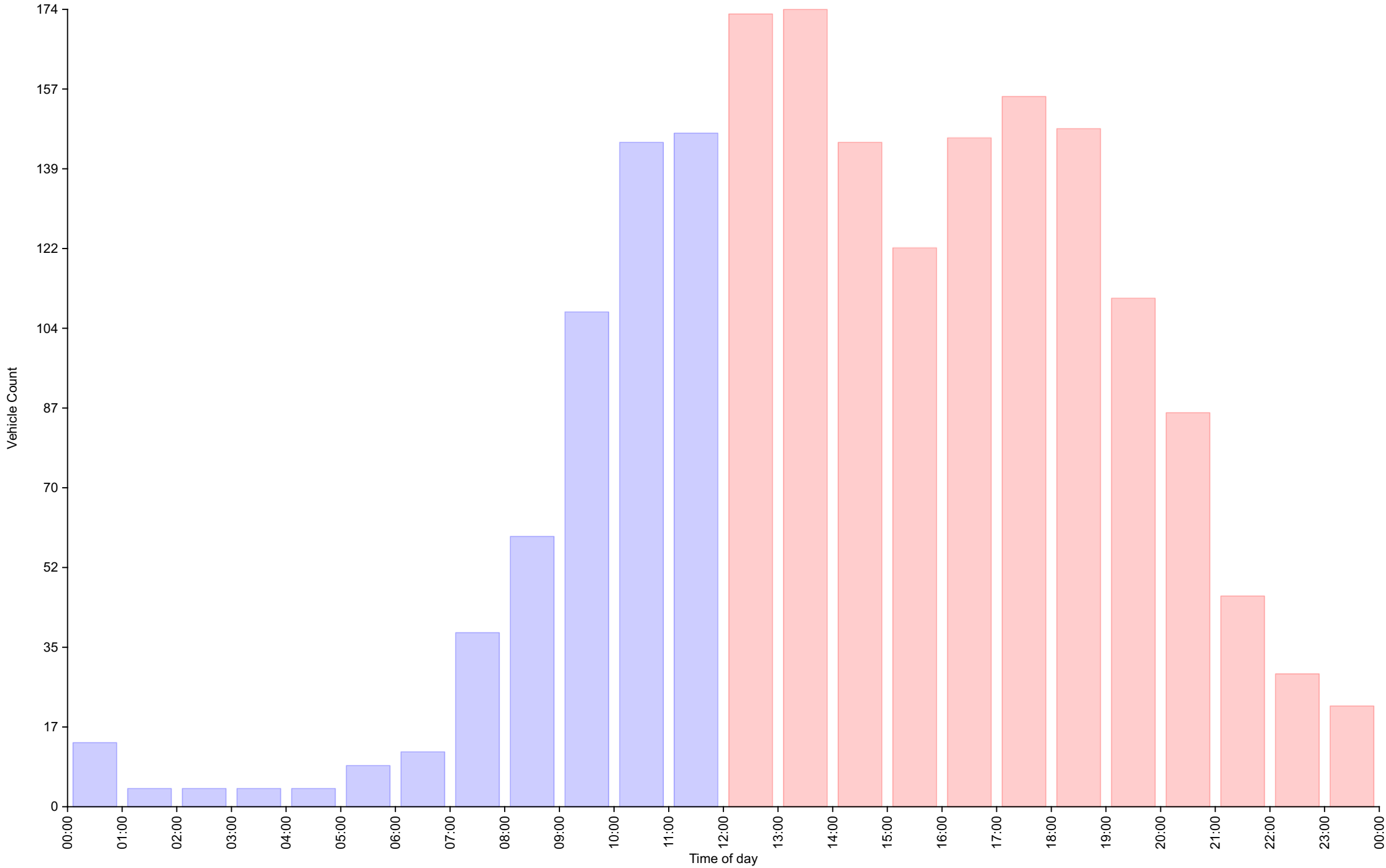
Total Vehicles : 1905  
 30th Percentile : 31.3 MPH  
 50th Percentile : 34.5 MPH  
 85th Percentile : 40.6 MPH  
 95th Percentile : 44.4 MPH  
 Average Speed : 35.1 MPH  
 Highest Speed : 55.0 MPH



# Vehicle Counts By Hour

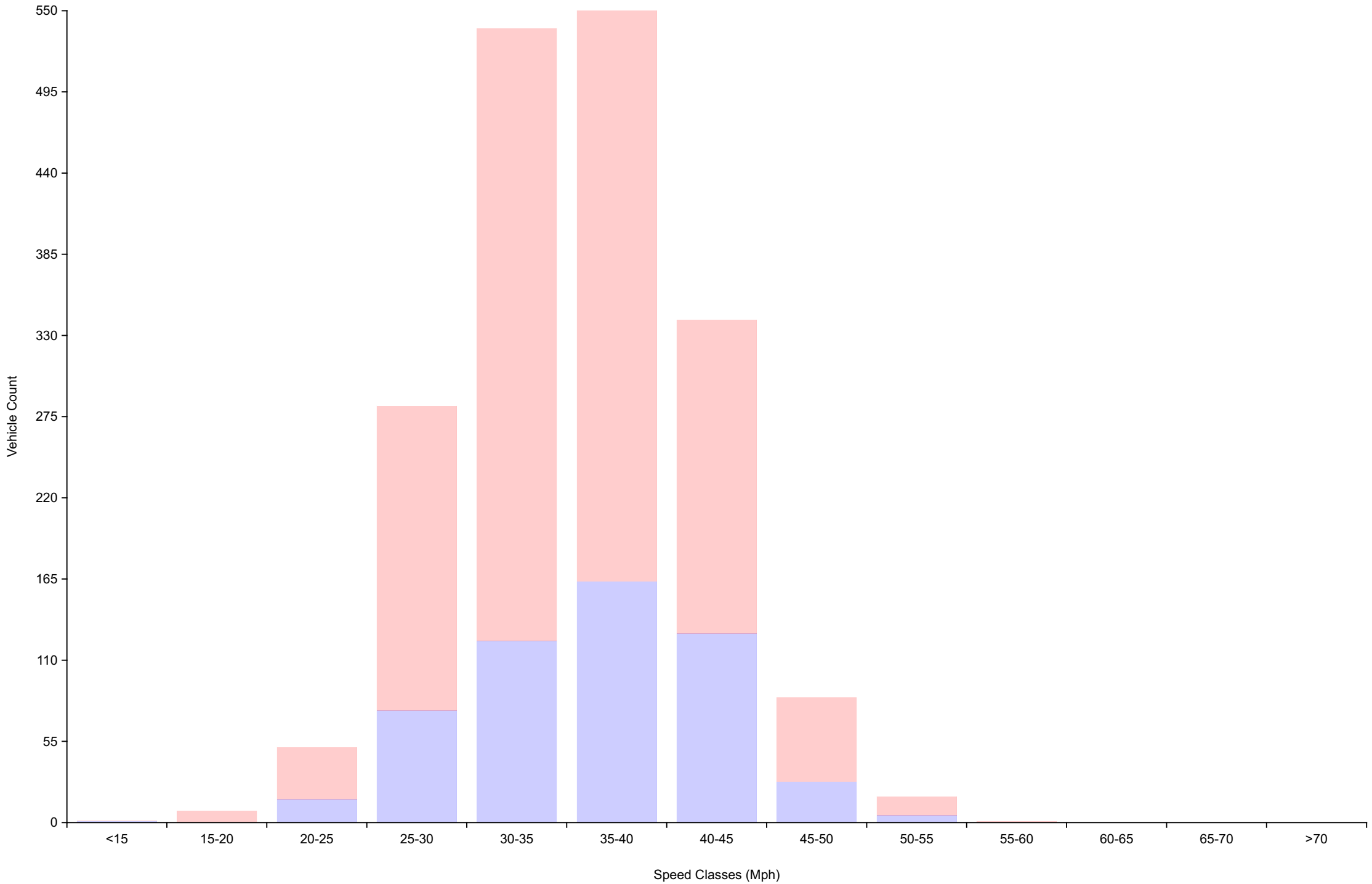
## Daily Overview for Sat Oct 7 2023

(60 Minute Resolution)

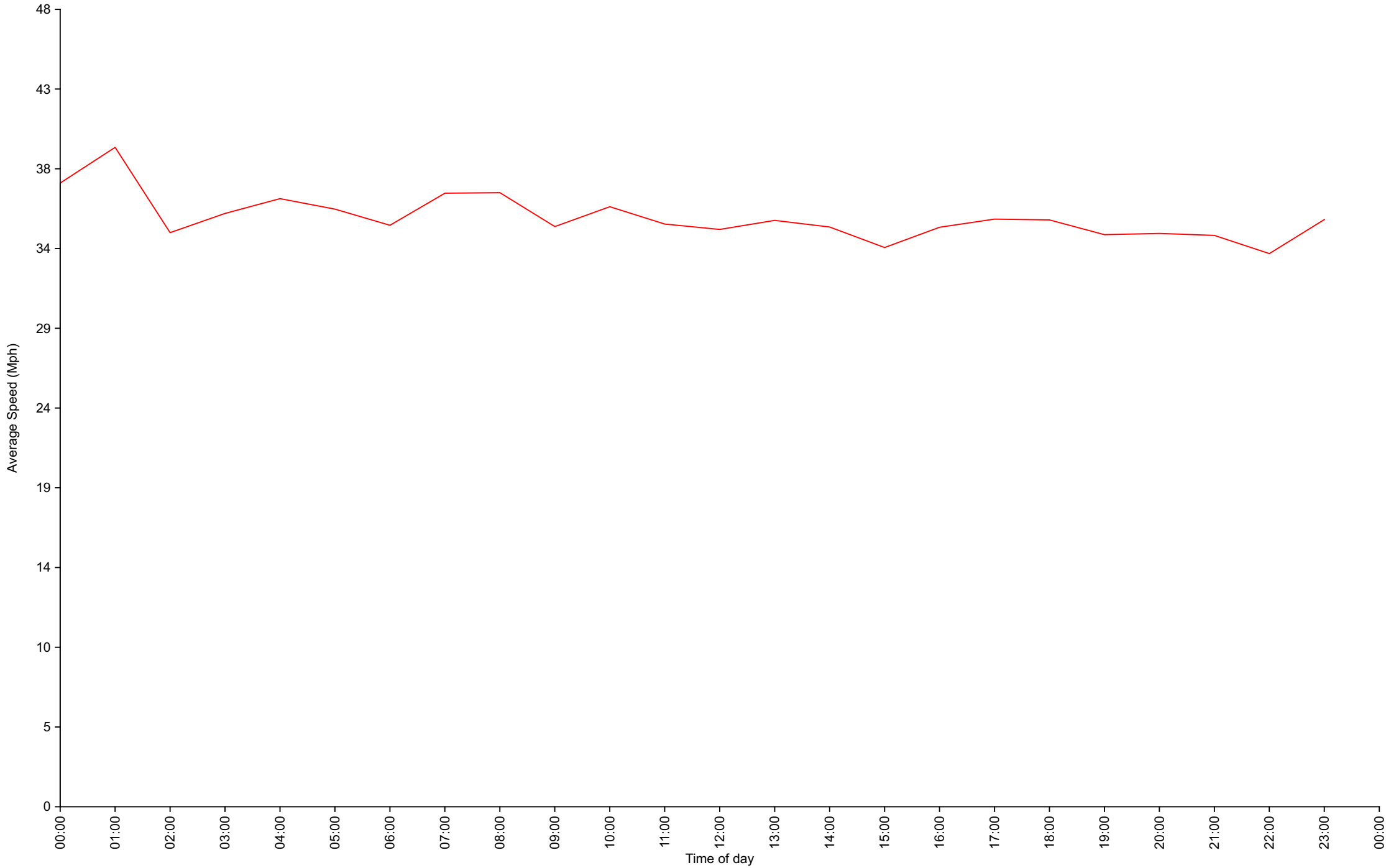


# Vehicle Counts By Speed Class

## Daily Overview for Sat Oct 7 2023

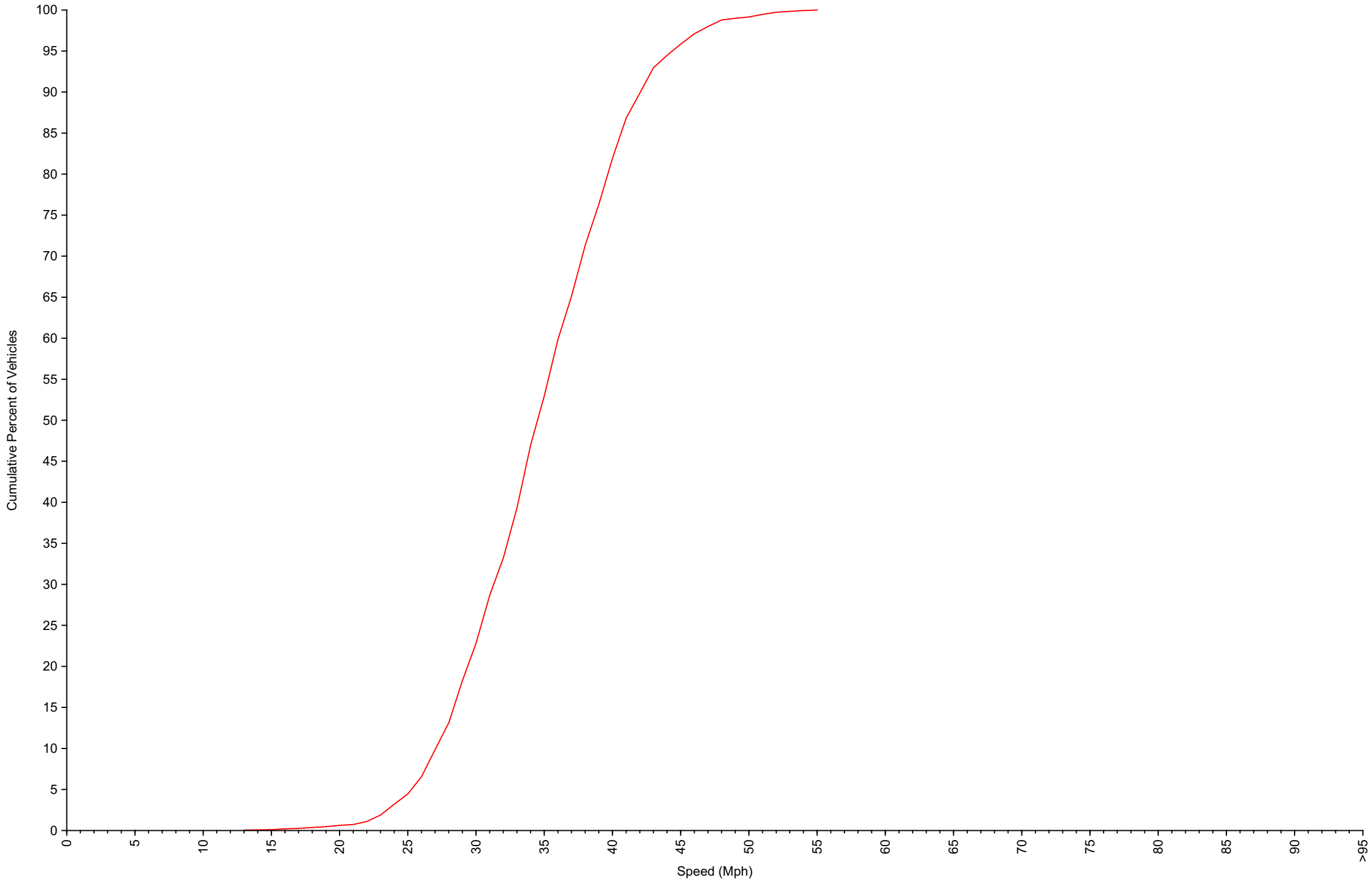


Average Speed By Hour  
Daily Overview for Sat Oct 7 2023  
(60 Minute Resolution)



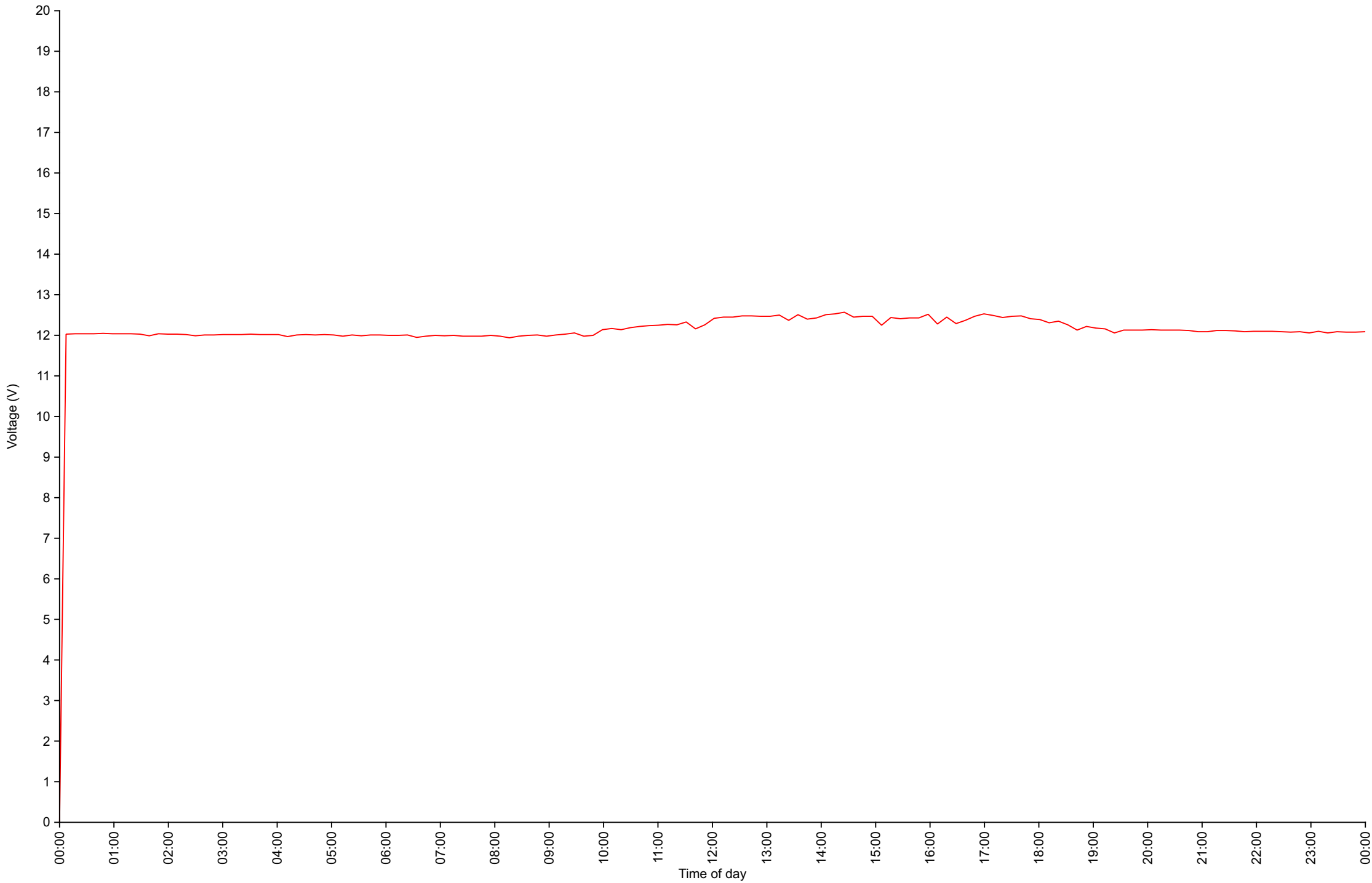
# Cumulative Speed Distribution Curve

## Daily Overview for Sat Oct 7 2023



# Voltage

## Daily Overview for Sat Oct 7 2023



# Traffic Report

Daily Overview for Sun Oct 8 2023

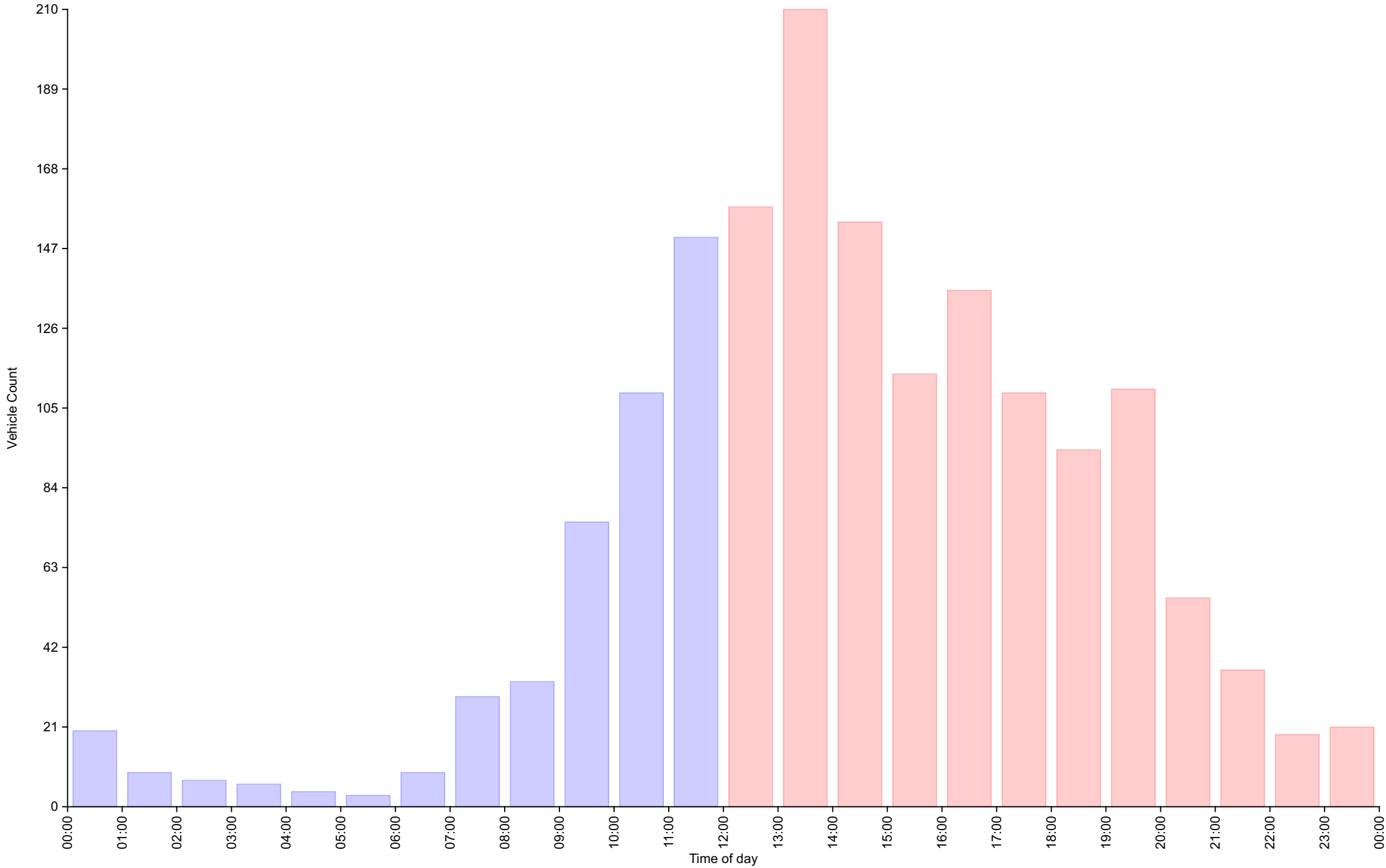
Vehicle Speed Classes (Mph)

|          | <15   | 15<br>20 | 20<br>25 | 25<br>30  | 30<br>35  | 35<br>40      | 40<br>45  | 45<br>50  | 50<br>55 | 55<br>60 | 60<br>65 | 65<br>70 | >70   | Total      | 85th<br>Percentile |
|----------|-------|----------|----------|-----------|-----------|---------------|-----------|-----------|----------|----------|----------|----------|-------|------------|--------------------|
| 00:00    | 0     | 0        | 1        | 4         | 11        | 2             | 2         | 0         | 0        | 0        | 0        | 0        | 0     | 20         | 36.0               |
| 01:00    | 0     | 0        | 0        | 2         | 2         | 4             | 0         | 1         | 0        | 0        | 0        | 0        | 0     | 9          | 37.6               |
| 02:00    | 0     | 0        | 1        | 0         | 0         | 4             | 2         | 0         | 0        | 0        | 0        | 0        | 0     | 7          | 39.9               |
| 03:00    | 0     | 0        | 0        | 1         | 1         | 1             | 3         | 0         | 0        | 0        | 0        | 0        | 0     | 6          | 42.5               |
| 04:00    | 0     | 0        | 0        | 1         | 1         | 2             | 0         | 0         | 0        | 0        | 0        | 0        | 0     | 4          | 36.4               |
| 05:00    | 0     | 0        | 0        | 1         | 0         | 1             | 1         | 0         | 0        | 0        | 0        | 0        | 0     | 3          | 37.8               |
| 06:00    | 0     | 0        | 1        | 1         | 3         | 1             | 2         | 1         | 0        | 0        | 0        | 0        | 0     | 9          | 43.6               |
| 07:00    | 0     | 0        | 0        | 3         | 9         | 8             | 7         | 1         | 1        | 0        | 0        | 0        | 0     | 29         | 41.3               |
| 08:00    | 0     | 0        | 0        | 5         | 7         | 11            | 5         | 4         | 0        | <b>1</b> | 0        | 0        | 0     | 33         | 42.1               |
| 09:00    | 0     | 0        | 0        | 17        | 12        | 19            | 17        | <b>9</b>  | 1        | 0        | 0        | 0        | 0     | 75         | <b>43.4</b>        |
| 10:00    | 0     | <b>1</b> | <b>9</b> | 14        | 26        | 35            | 15        | 7         | <b>2</b> | 0        | 0        | 0        | 0     | 109        | 40.9               |
| 11:00    | 0     | 0        | 1        | <b>18</b> | <b>42</b> | <b>54</b>     | <b>25</b> | 9         | 1        | 0        | 0        | 0        | 0     | <b>150</b> | 40.8               |
| 12:00    | 0     | 0        | <b>4</b> | 24        | 41        | 60            | 25        | 3         | 1        | 0        | 0        | 0        | 0     | 158        | 39.7               |
| 13:00    | 0     | 0        | 2        | <b>30</b> | <b>60</b> | <b>65</b>     | <b>46</b> | 6         | 1        | 0        | 0        | 0        | 0     | <b>210</b> | 40.6               |
| 14:00    | 0     | 0        | 3        | 24        | 32        | 43            | 40        | <b>10</b> | 0        | <b>1</b> | <b>1</b> | 0        | 0     | 154        | 42.4               |
| 15:00    | 0     | 0        | 0        | 14        | 28        | 38            | 26        | 5         | <b>2</b> | 1        | 0        | 0        | 0     | 114        | 41.0               |
| 16:00    | 0     | 0        | 1        | 16        | 54        | 36            | 24        | 3         | 1        | 1        | 0        | 0        | 0     | 136        | 40.8               |
| 17:00    | 0     | <b>1</b> | 3        | 12        | 30        | 43            | 13        | 7         | 0        | 0        | 0        | 0        | 0     | 109        | 40.5               |
| 18:00    | 0     | 0        | 4        | 13        | 26        | 28            | 14        | 8         | 1        | 0        | 0        | 0        | 0     | 94         | 40.6               |
| 19:00    | 0     | 0        | 0        | 18        | 29        | 44            | 16        | 2         | 0        | 1        | 0        | 0        | 0     | 110        | 39.4               |
| 20:00    | 0     | 0        | 1        | 13        | 15        | 16            | 7         | 2         | 1        | 0        | 0        | 0        | 0     | 55         | 39.9               |
| 21:00    | 0     | 0        | 0        | 4         | 9         | 12            | 7         | 4         | 0        | 0        | 0        | 0        | 0     | 36         | 42.6               |
| 22:00    | 0     | 0        | 0        | 3         | 5         | 4             | 4         | 2         | 1        | 0        | 0        | 0        | 0     | 19         | <b>43.3</b>        |
| 23:00    | 0     | 0        | 0        | 1         | 5         | 8             | 4         | 3         | 0        | 0        | 0        | 0        | 0     | 21         | 42.9               |
| AM Total | 0     | 1        | 13       | 67        | 114       | <b>142</b>    | 79        | 32        | 5        | 1        | 0        | 0        | 0     |            |                    |
| PM Total | 0     | 1        | 18       | 172       | 334       | <b>397</b>    | 226       | 55        | 8        | 4        | 1        | 0        | 0     |            |                    |
| Total    | 0     | 2        | 31       | 239       | 448       | <b>539</b>    | 305       | 87        | 13       | 5        | 1        | 0        | 0     |            |                    |
| Percent  | 0.00% | 0.12%    | 1.86%    | 14.31%    | 26.83%    | <b>32.28%</b> | 18.26%    | 5.21%     | 0.78%    | 0.30%    | 0.06%    | 0.00%    | 0.00% |            |                    |

Total Vehicles : 1670  
 30th Percentile : 31.8 MPH  
 50th Percentile : 35.1 MPH  
 85th Percentile : 40.9 MPH  
 95th Percentile : 45.0 MPH  
 Average Speed : 35.6 MPH  
 Highest Speed : 61.6 MPH

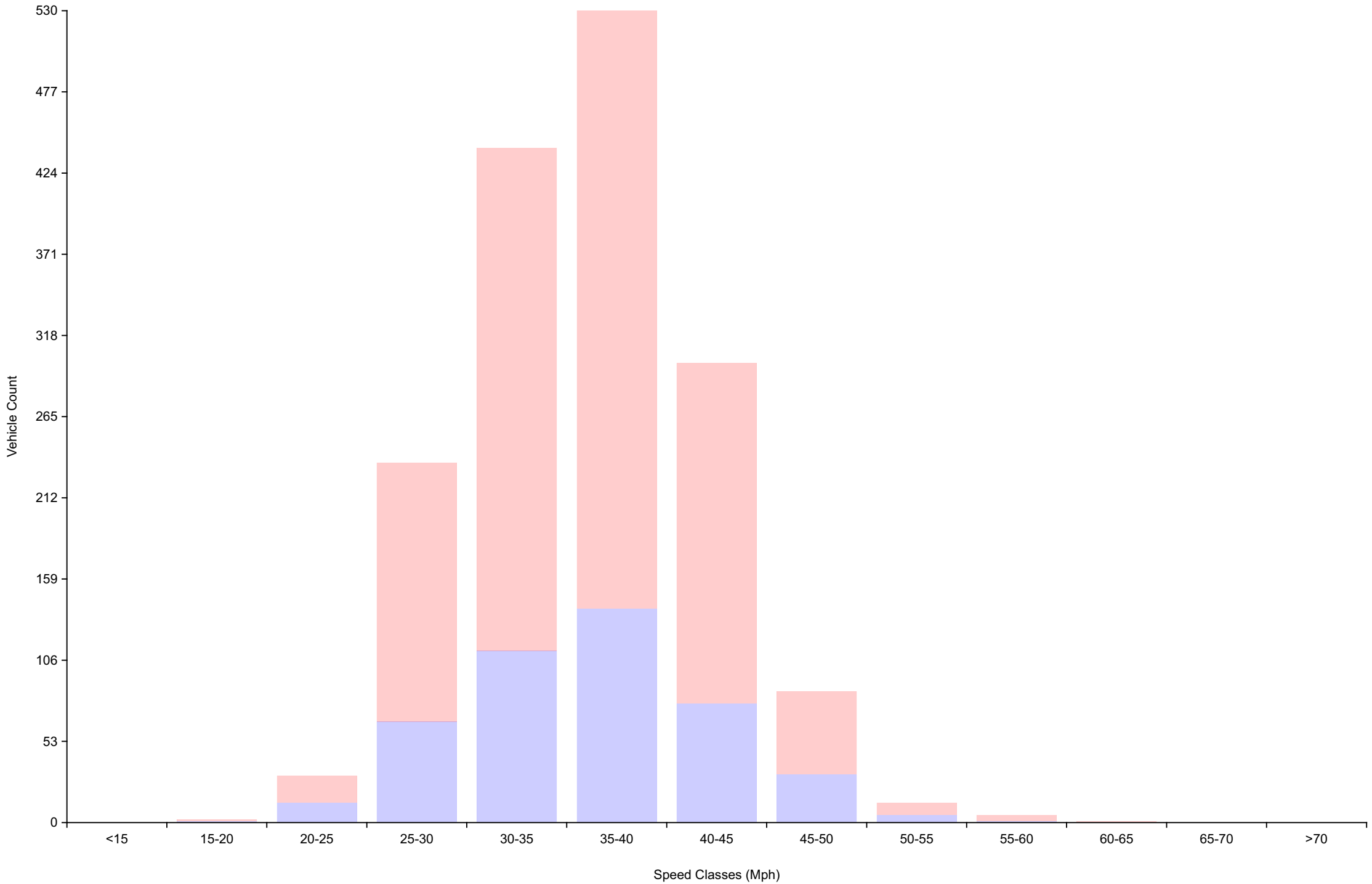
# Vehicle Counts By Hour

Daily Overview for Sun Oct 8 2023  
(60 Minute Resolution)



# Vehicle Counts By Speed Class

## Daily Overview for Sun Oct 8 2023

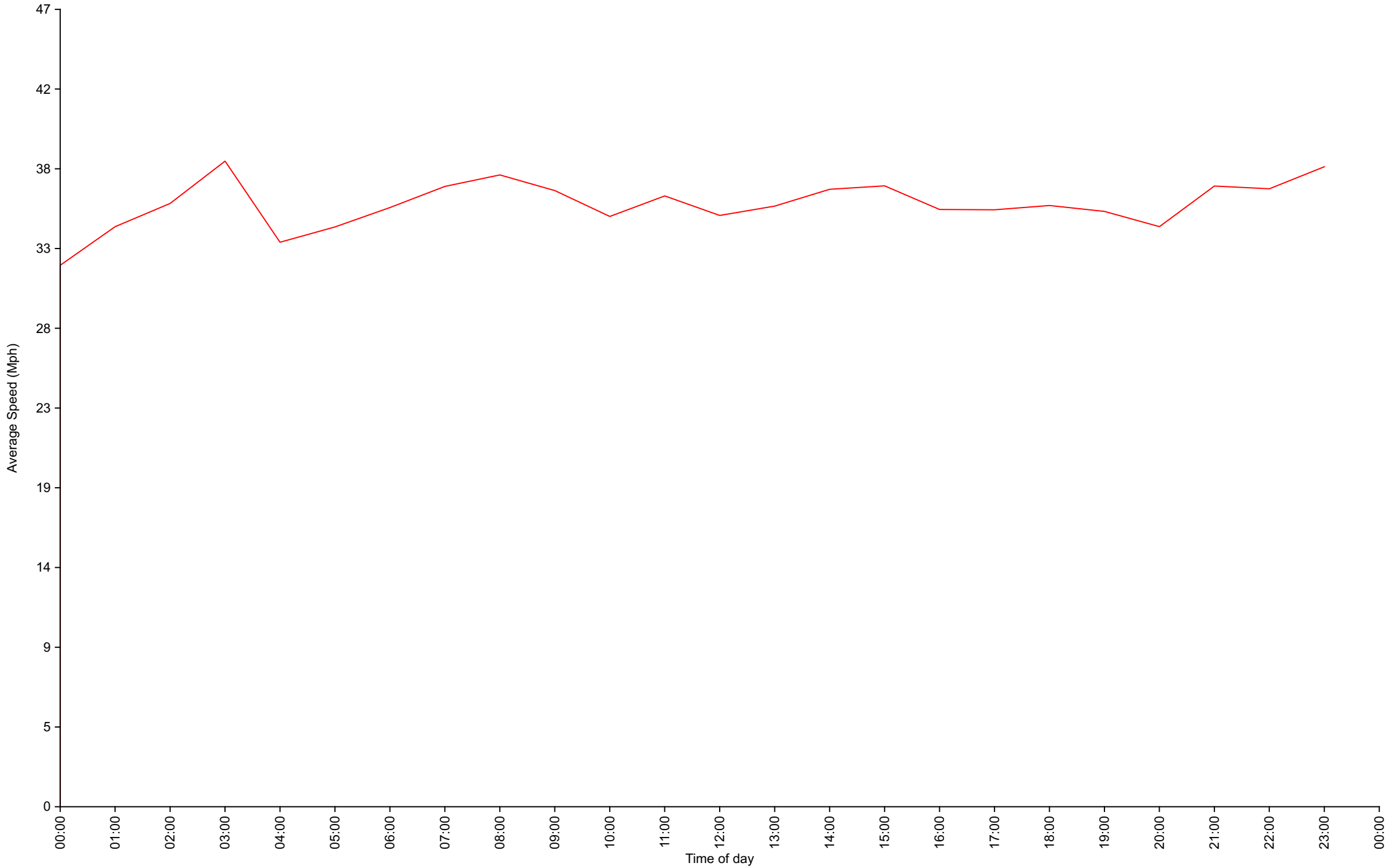




# Average Speed By Hour

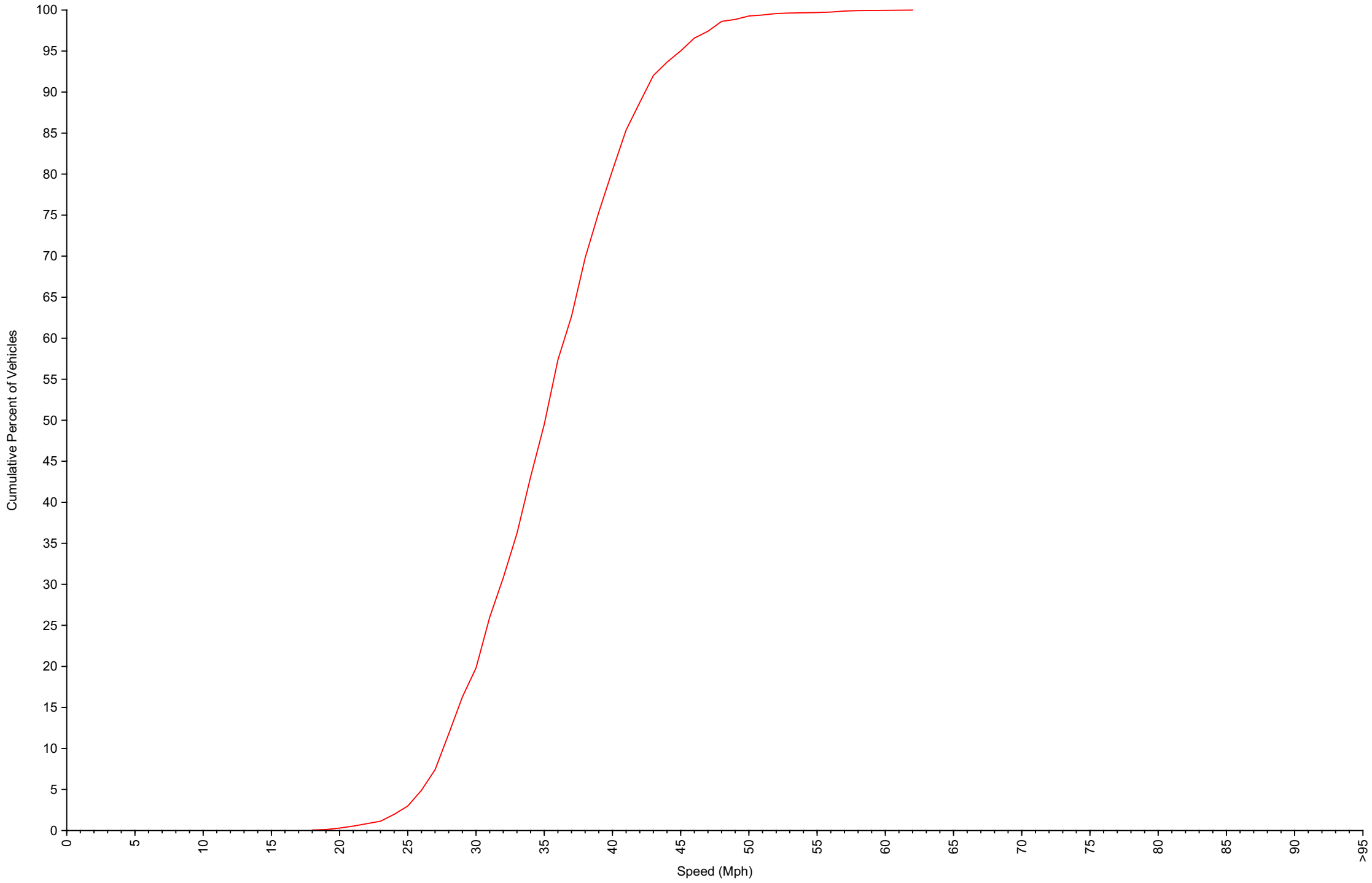
## Daily Overview for Sun Oct 8 2023

(60 Minute Resolution)



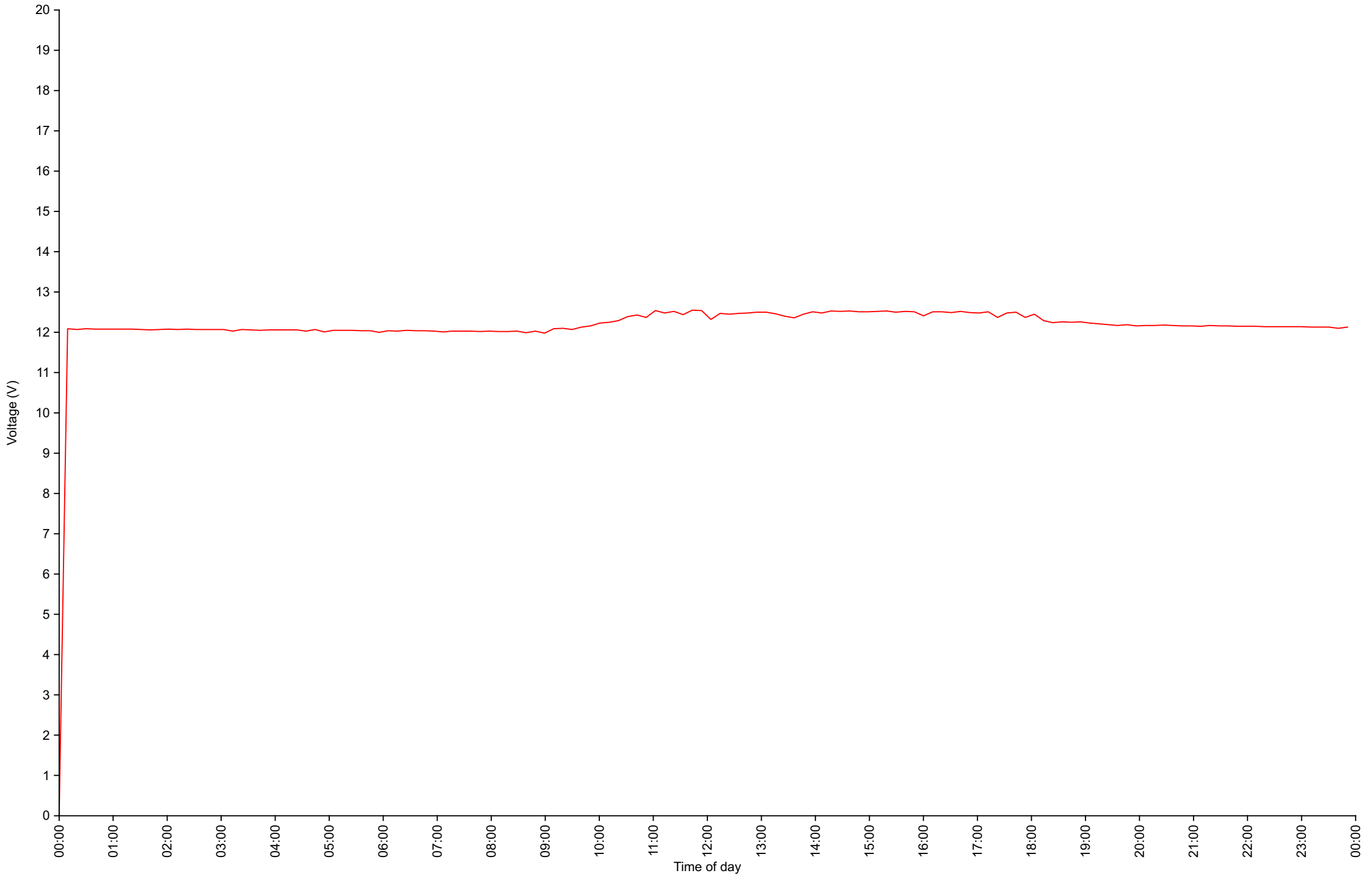
# Cumulative Speed Distribution Curve

## Daily Overview for Sun Oct 8 2023



# Voltage

## Daily Overview for Sun Oct 8 2023



# Traffic Report

Daily Overview for Mon Oct 9 2023

Vehicle Speed Classes (Mph)

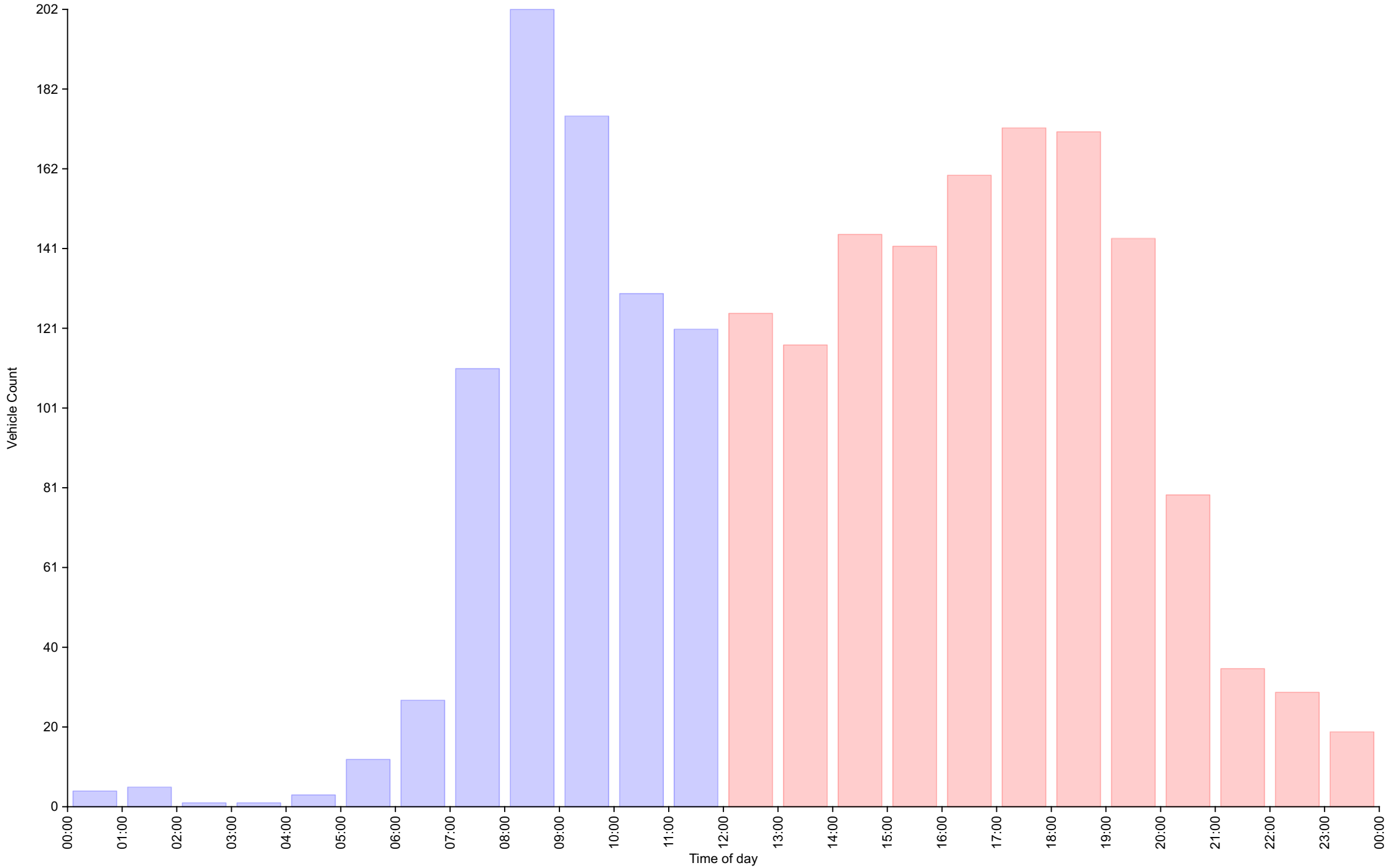
|          | <15      | 15<br>20 | 20<br>25 | 25<br>30  | 30<br>35  | 35<br>40      | 40<br>45  | 45<br>50  | 50<br>55 | 55<br>60 | 60<br>65 | 65<br>70 | >70   | Total      | 85th<br>Percentile |
|----------|----------|----------|----------|-----------|-----------|---------------|-----------|-----------|----------|----------|----------|----------|-------|------------|--------------------|
| 00:00    | 0        | 0        | 0        | 1         | 1         | 0             | 2         | 0         | 0        | 0        | 0        | 0        | 0     | 4          | 40.4               |
| 01:00    | 0        | 0        | 0        | 1         | 1         | 1             | 1         | 1         | 0        | 0        | 0        | 0        | 0     | 5          | 42.0               |
| 02:00    | 0        | 0        | 0        | 0         | 0         | 1             | 0         | 0         | 0        | 0        | 0        | 0        | 0     | 1          | 38.4               |
| 03:00    | 0        | 0        | 0        | 0         | 0         | 1             | 0         | 0         | 0        | 0        | 0        | 0        | 0     | 1          | 38.7               |
| 04:00    | 0        | 0        | 0        | 0         | 1         | 1             | 0         | 0         | 1        | 0        | 0        | 0        | 0     | 3          | <b>44.6</b>        |
| 05:00    | 0        | 0        | 0        | 1         | 3         | 6             | 1         | 1         | 0        | 0        | 0        | 0        | 0     | 12         | 39.6               |
| 06:00    | 0        | 0        | 0        | 2         | 7         | 8             | 7         | 2         | 1        | 0        | 0        | 0        | 0     | 27         | 41.7               |
| 07:00    | 0        | 0        | 0        | 22        | 19        | 44            | 17        | 9         | 0        | 0        | 0        | 0        | 0     | 111        | 40.9               |
| 08:00    | 0        | 0        | 0        | <b>40</b> | <b>52</b> | <b>65</b>     | <b>31</b> | <b>14</b> | 0        | 0        | 0        | 0        | 0     | <b>202</b> | 40.8               |
| 09:00    | 0        | <b>2</b> | 2        | 25        | 52        | 51            | 29        | 11        | <b>3</b> | 0        | 0        | 0        | 0     | 175        | 41.6               |
| 10:00    | 0        | 0        | 3        | 35        | 30        | 34            | 19        | 7         | 1        | <b>1</b> | 0        | 0        | 0     | 130        | 40.6               |
| 11:00    | 0        | 0        | <b>5</b> | 18        | 37        | 44            | 5         | 12        | 0        | 0        | 0        | 0        | 0     | 121        | 38.6               |
| 12:00    | 0        | 0        | 4        | 27        | 34        | 28            | 24        | 8         | 0        | 0        | 0        | 0        | 0     | 125        | 41.5               |
| 13:00    | <b>1</b> | 1        | 4        | 22        | 38        | 33            | 14        | 3         | <b>1</b> | 0        | 0        | 0        | 0     | 117        | 39.2               |
| 14:00    | 0        | 0        | <b>5</b> | 20        | 35        | 48            | 22        | <b>15</b> | 0        | 0        | 0        | 0        | 0     | 145        | 41.9               |
| 15:00    | 0        | 1        | 3        | 24        | 39        | 35            | <b>32</b> | 7         | 1        | 0        | 0        | 0        | 0     | 142        | 41.4               |
| 16:00    | 0        | 0        | 4        | 21        | 51        | <b>62</b>     | 17        | 4         | 1        | 0        | 0        | 0        | 0     | 160        | 38.8               |
| 17:00    | 0        | <b>2</b> | 3        | 20        | <b>58</b> | 56            | 26        | 7         | 0        | 0        | 0        | 0        | 0     | <b>172</b> | 39.9               |
| 18:00    | 0        | 1        | 5        | 31        | 51        | 46            | 27        | 9         | 1        | 0        | 0        | 0        | 0     | 171        | 40.5               |
| 19:00    | 0        | 0        | 2        | <b>34</b> | 40        | 49            | 13        | 5         | 0        | <b>1</b> | 0        | 0        | 0     | 144        | 38.6               |
| 20:00    | 0        | 0        | 0        | 26        | 20        | 23            | 7         | 2         | 1        | 0        | 0        | 0        | 0     | 79         | 38.1               |
| 21:00    | 0        | 0        | 0        | 10        | 7         | 11            | 6         | 1         | 0        | 0        | 0        | 0        | 0     | 35         | 39.6               |
| 22:00    | 0        | 0        | 1        | 5         | 6         | 12            | 2         | 3         | 0        | 0        | 0        | 0        | 0     | 29         | 41.0               |
| 23:00    | 0        | 0        | 0        | 2         | 5         | 6             | 4         | 2         | 0        | 0        | 0        | 0        | 0     | 19         | <b>41.3</b>        |
| AM Total | 0        | 2        | 10       | 145       | 203       | <b>256</b>    | 112       | 57        | 6        | 1        | 0        | 0        | 0     |            |                    |
| PM Total | 1        | 5        | 31       | 242       | 384       | <b>409</b>    | 194       | 66        | 5        | 1        | 0        | 0        | 0     |            |                    |
| Total    | 1        | 7        | 41       | 387       | 587       | <b>665</b>    | 306       | 123       | 11       | 2        | 0        | 0        | 0     |            |                    |
| Percent  | 0.05%    | 0.33%    | 1.92%    | 18.17%    | 27.56%    | <b>31.22%</b> | 14.37%    | 5.77%     | 0.52%    | 0.09%    | 0.00%    | 0.00%    | 0.00% |            |                    |

Total Vehicles : 2130  
 30th Percentile : 30.8 MPH  
 50th Percentile : 34.3 MPH  
 85th Percentile : 40.5 MPH  
 95th Percentile : 44.5 MPH  
 Average Speed : 34.8 MPH  
 Highest Speed : 55.3 MPH

# Vehicle Counts By Hour

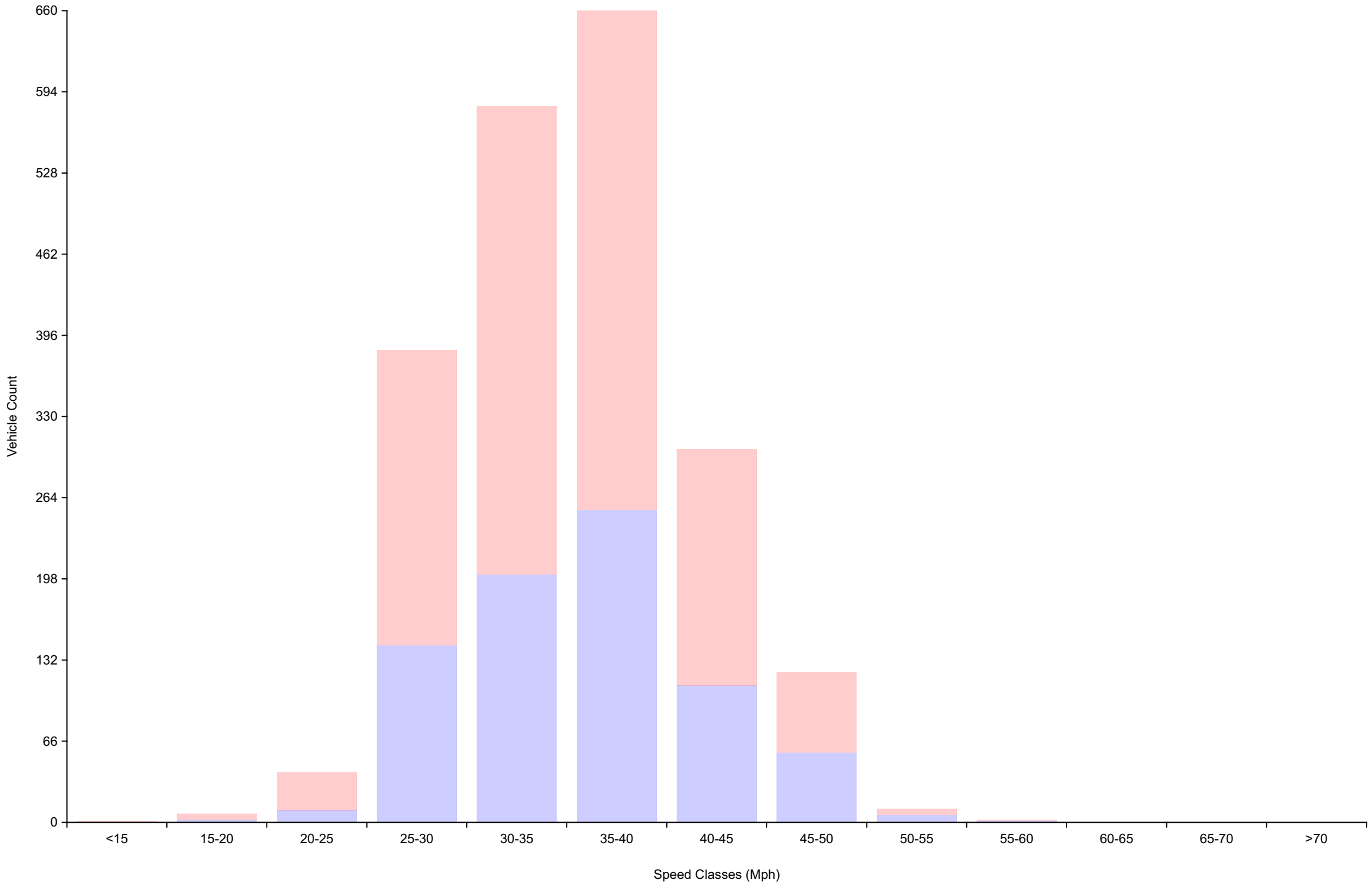
## Daily Overview for Mon Oct 9 2023

(60 Minute Resolution)



# Vehicle Counts By Speed Class

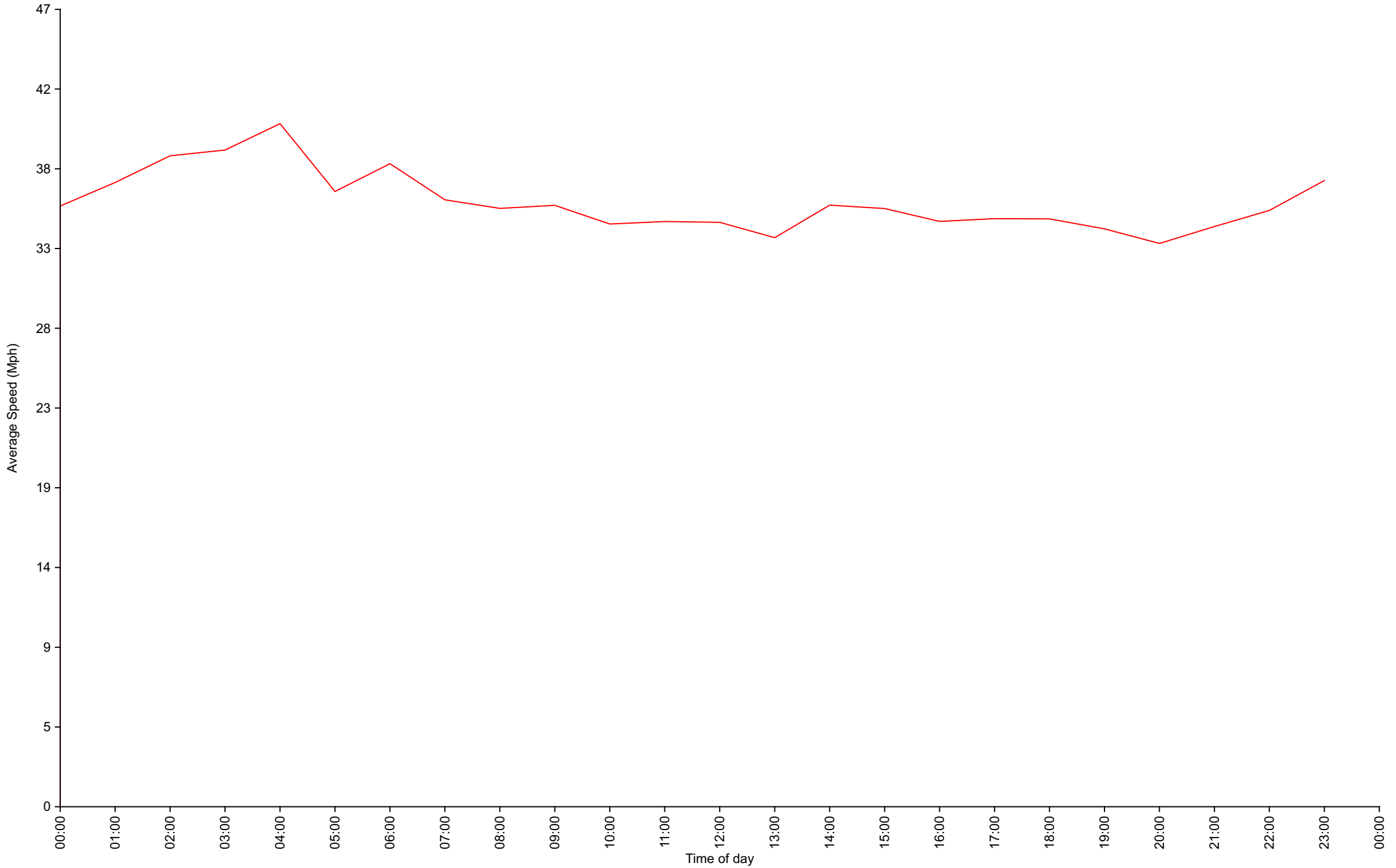
## Daily Overview for Mon Oct 9 2023



# Average Speed By Hour

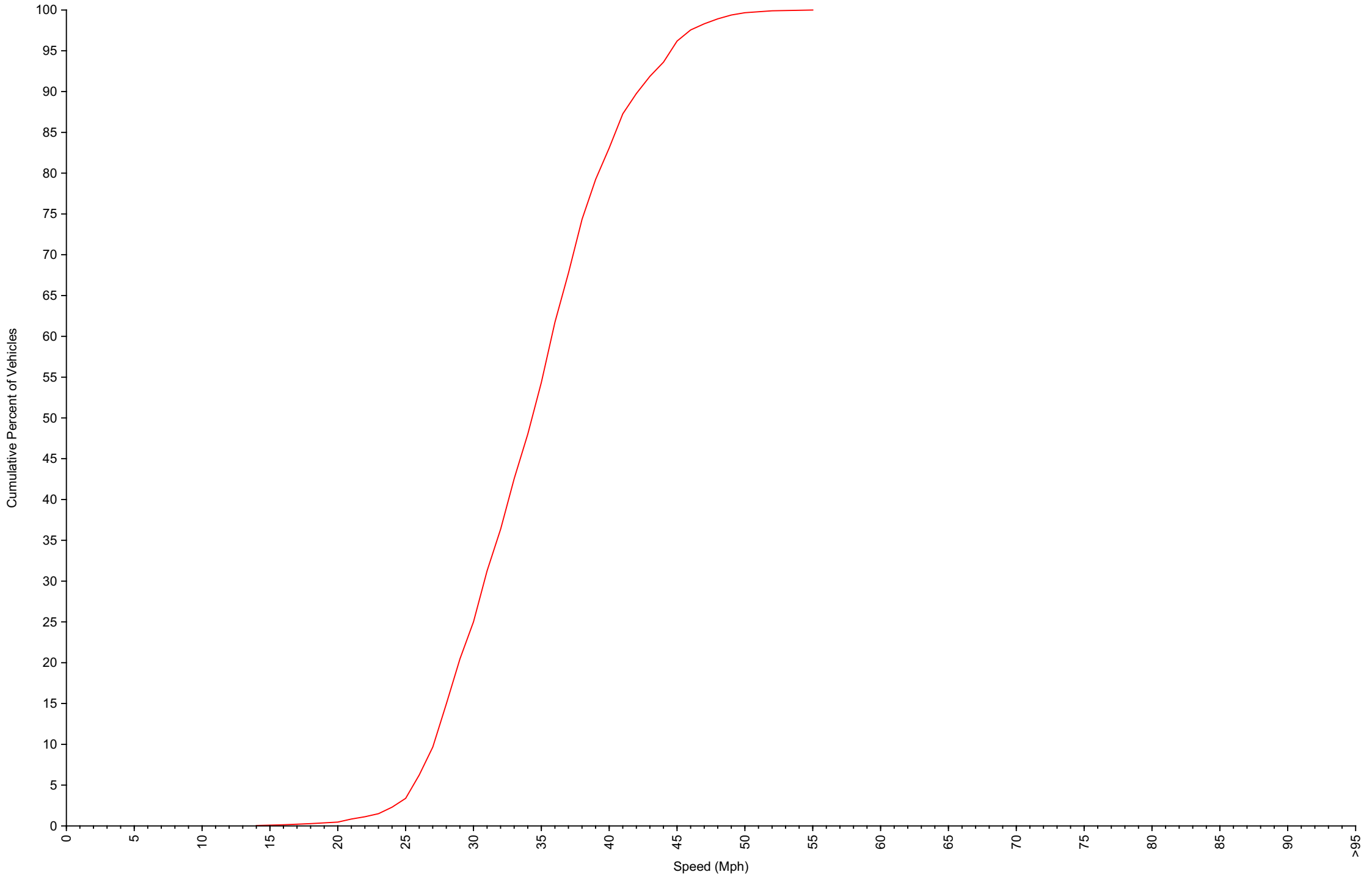
## Daily Overview for Mon Oct 9 2023

(60 Minute Resolution)



# Cumulative Speed Distribution Curve

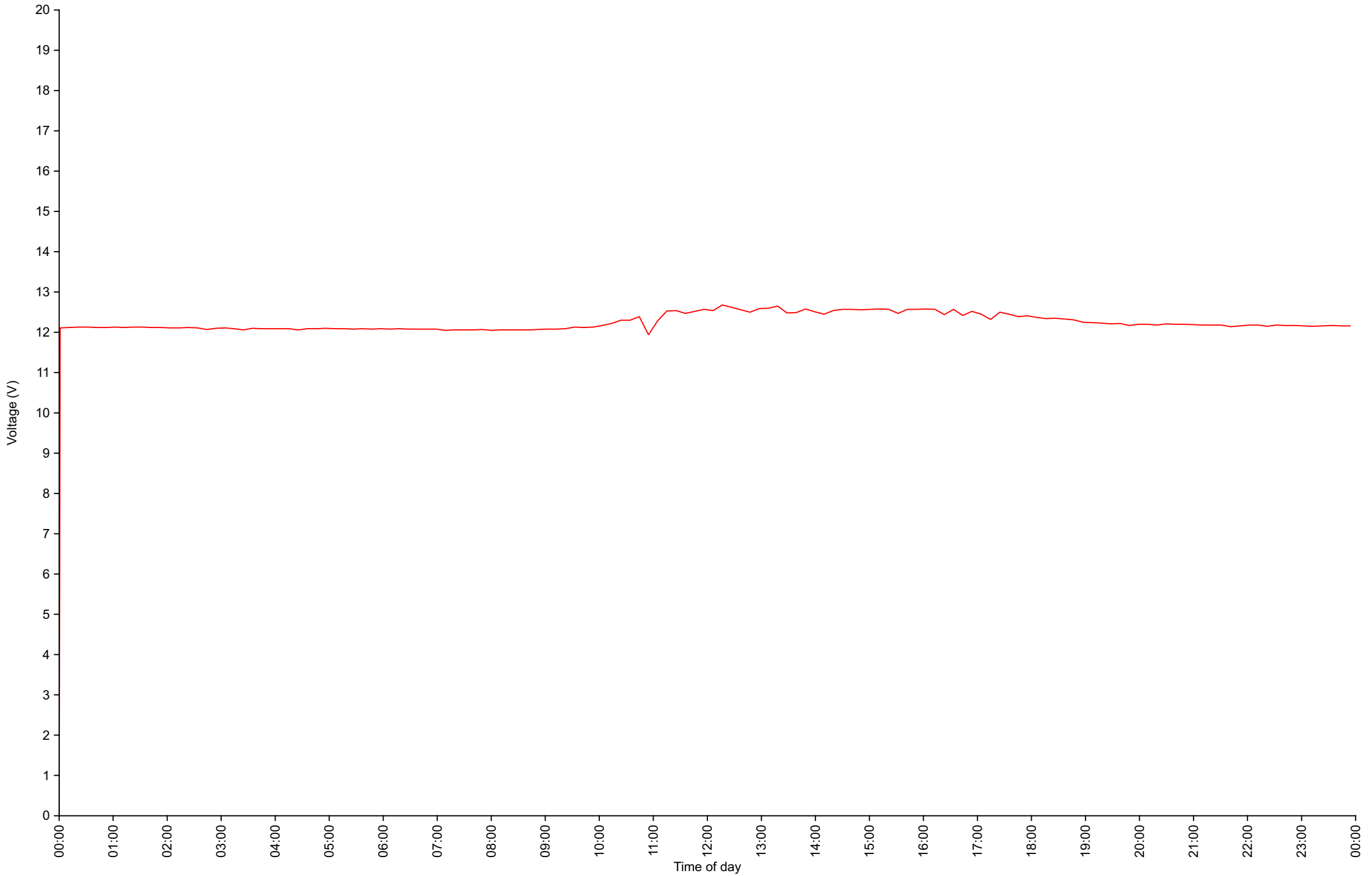
## Daily Overview for Mon Oct 9 2023





# Voltage

## Daily Overview for Mon Oct 9 2023



# Traffic Report

Daily Overview for Tue Oct 10 2023

Vehicle Speed Classes (Mph)

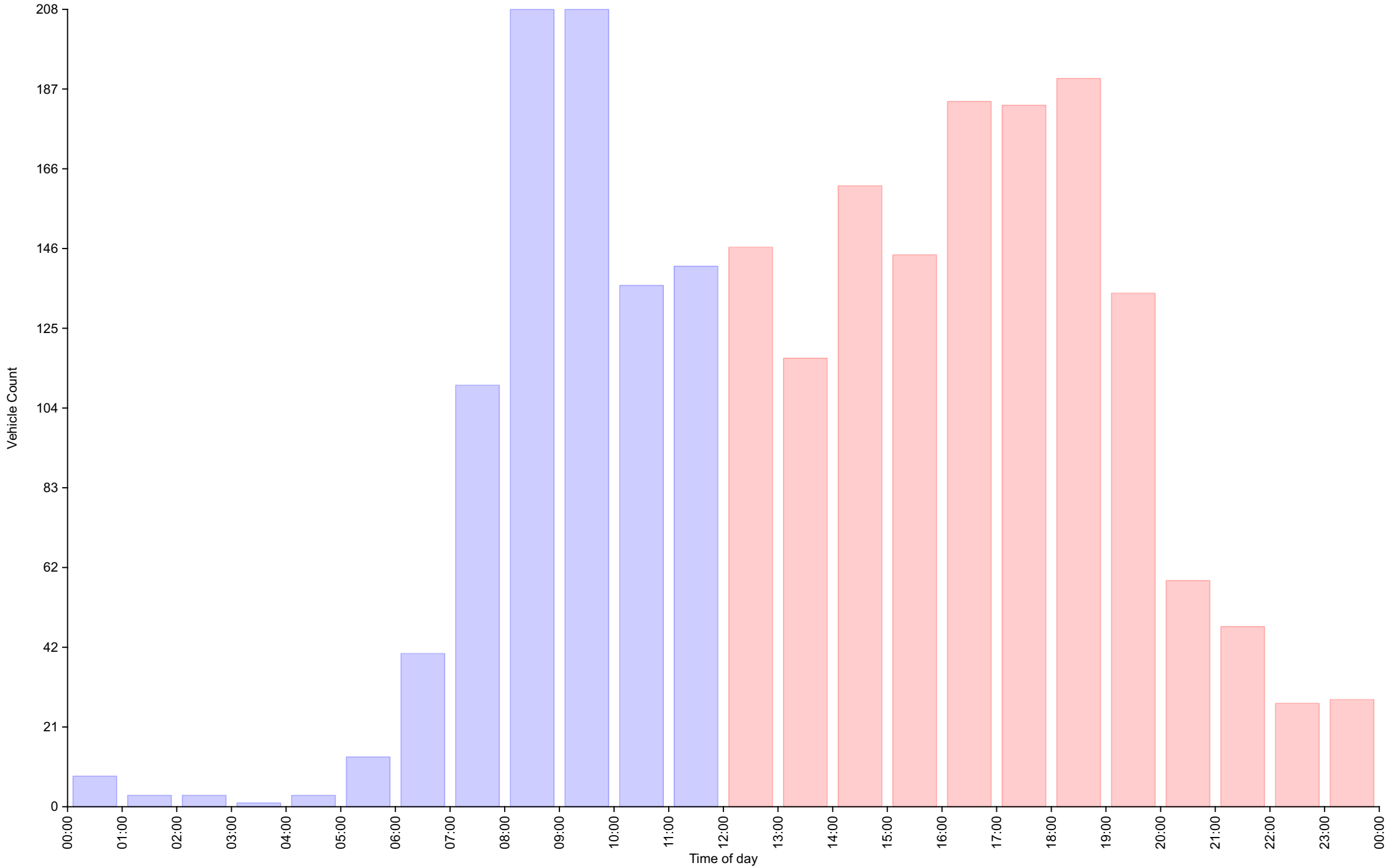
|          | <15      | 15<br>20 | 20<br>25  | 25<br>30   | 30<br>35      | 35<br>40   | 40<br>45  | 45<br>50  | 50<br>55 | 55<br>60 | 60<br>65 | 65<br>70 | >70   | Total      | 85th<br>Percentile |
|----------|----------|----------|-----------|------------|---------------|------------|-----------|-----------|----------|----------|----------|----------|-------|------------|--------------------|
| 00:00    | 0        | 0        | 0         | 2          | 2             | 2          | 1         | 1         | 0        | 0        | 0        | 0        | 0     | 8          | 42.2               |
| 01:00    | 0        | 0        | 0         | 0          | 1             | 1          | 0         | 1         | 0        | 0        | 0        | 0        | 0     | 3          | 42.3               |
| 02:00    | 0        | 0        | 0         | 0          | 0             | 3          | 0         | 0         | 0        | 0        | 0        | 0        | 0     | 3          | 38.1               |
| 03:00    | 0        | 0        | 0         | 0          | 0             | 0          | 0         | 1         | 0        | 0        | 0        | 0        | 0     | 1          | <b>48.3</b>        |
| 04:00    | 0        | 0        | 0         | 0          | 0             | 3          | 0         | 0         | 0        | 0        | 0        | 0        | 0     | 3          | 36.6               |
| 05:00    | 0        | 0        | 0         | 3          | 2             | 3          | 1         | 4         | 0        | 0        | 0        | 0        | 0     | 13         | 45.0               |
| 06:00    | 0        | 0        | 1         | 3          | 10            | 12         | 9         | 5         | 0        | 0        | 0        | 0        | 0     | 40         | 43.0               |
| 07:00    | 0        | 0        | 10        | 22         | 20            | 28         | 23        | 5         | <b>2</b> | 0        | 0        | 0        | 0     | 110        | 40.6               |
| 08:00    | 0        | 0        | 3         | 30         | <b>63</b>     | <b>58</b>  | <b>45</b> | 8         | 1        | 0        | 0        | 0        | 0     | <b>208</b> | 40.8               |
| 09:00    | 0        | 0        | <b>12</b> | <b>41</b>  | 62            | 55         | 31        | 6         | 1        | 0        | 0        | 0        | 0     | 208        | 39.9               |
| 10:00    | 0        | 0        | 7         | 26         | 25            | 46         | 22        | 10        | 0        | 0        | 0        | 0        | 0     | 136        | 41.6               |
| 11:00    | 0        | 0        | 3         | 24         | 43            | 40         | 20        | <b>11</b> | 0        | 0        | 0        | 0        | 0     | 141        | 40.7               |
| 12:00    | 0        | 0        | 9         | 31         | 37            | <b>37</b>  | 22        | <b>8</b>  | <b>2</b> | 0        | 0        | 0        | 0     | 146        | 41.2               |
| 13:00    | 0        | 0        | 7         | 27         | 33            | 30         | 15        | 3         | 2        | 0        | 0        | 0        | 0     | 117        | 40.1               |
| 14:00    | 0        | 0        | 2         | 46         | 45            | 35         | 27        | 6         | 1        | 0        | 0        | 0        | 0     | 162        | 40.6               |
| 15:00    | 0        | 0        | 7         | 34         | 44            | 33         | 22        | 3         | 0        | <b>1</b> | 0        | 0        | 0     | 144        | 39.9               |
| 16:00    | <b>1</b> | <b>4</b> | 12        | 39         | <b>52</b>     | 35         | <b>32</b> | 7         | 1        | 1        | 0        | 0        | 0     | 184        | 40.4               |
| 17:00    | 1        | 2        | 17        | 70         | 36            | 37         | 17        | 3         | 0        | 0        | 0        | 0        | 0     | 183        | 37.5               |
| 18:00    | 0        | 2        | <b>28</b> | <b>72</b>  | 48            | 26         | 12        | 2         | 0        | 0        | 0        | 0        | 0     | <b>190</b> | 35.6               |
| 19:00    | 0        | 0        | 4         | 36         | 35            | 37         | 17        | 4         | 0        | 1        | 0        | 0        | 0     | 134        | 39.4               |
| 20:00    | 0        | 0        | 3         | 16         | 12            | 22         | 3         | 2         | 1        | 0        | 0        | 0        | 0     | 59         | 37.7               |
| 21:00    | 0        | 0        | 0         | 10         | 16            | 13         | 6         | 2         | 0        | 0        | 0        | 0        | 0     | 47         | 39.5               |
| 22:00    | 0        | 0        | 0         | 4          | 3             | 6          | 9         | 5         | 0        | 0        | 0        | 0        | 0     | 27         | <b>44.5</b>        |
| 23:00    | 0        | 0        | 0         | 1          | 13            | 8          | 3         | 2         | 1        | 0        | 0        | 0        | 0     | 28         | 42.4               |
| AM Total | 0        | 0        | 36        | 151        | 228           | <b>251</b> | 152       | 52        | 4        | 0        | 0        | 0        | 0     |            |                    |
| PM Total | 2        | 8        | 89        | <b>386</b> | 374           | 319        | 185       | 47        | 8        | 3        | 0        | 0        | 0     |            |                    |
| Total    | 2        | 8        | 125       | 537        | <b>602</b>    | 570        | 337       | 99        | 12       | 3        | 0        | 0        | 0     |            |                    |
| Percent  | 0.09%    | 0.35%    | 5.45%     | 23.40%     | <b>26.23%</b> | 24.84%     | 14.68%    | 4.31%     | 0.52%    | 0.13%    | 0.00%    | 0.00%    | 0.00% |            |                    |

Total Vehicles : 2295  
 30th Percentile : 29.2 MPH  
 50th Percentile : 32.9 MPH  
 85th Percentile : 40.2 MPH  
 95th Percentile : 44.0 MPH  
 Average Speed : 33.7 MPH  
 Highest Speed : 56.6 MPH

# Vehicle Counts By Hour

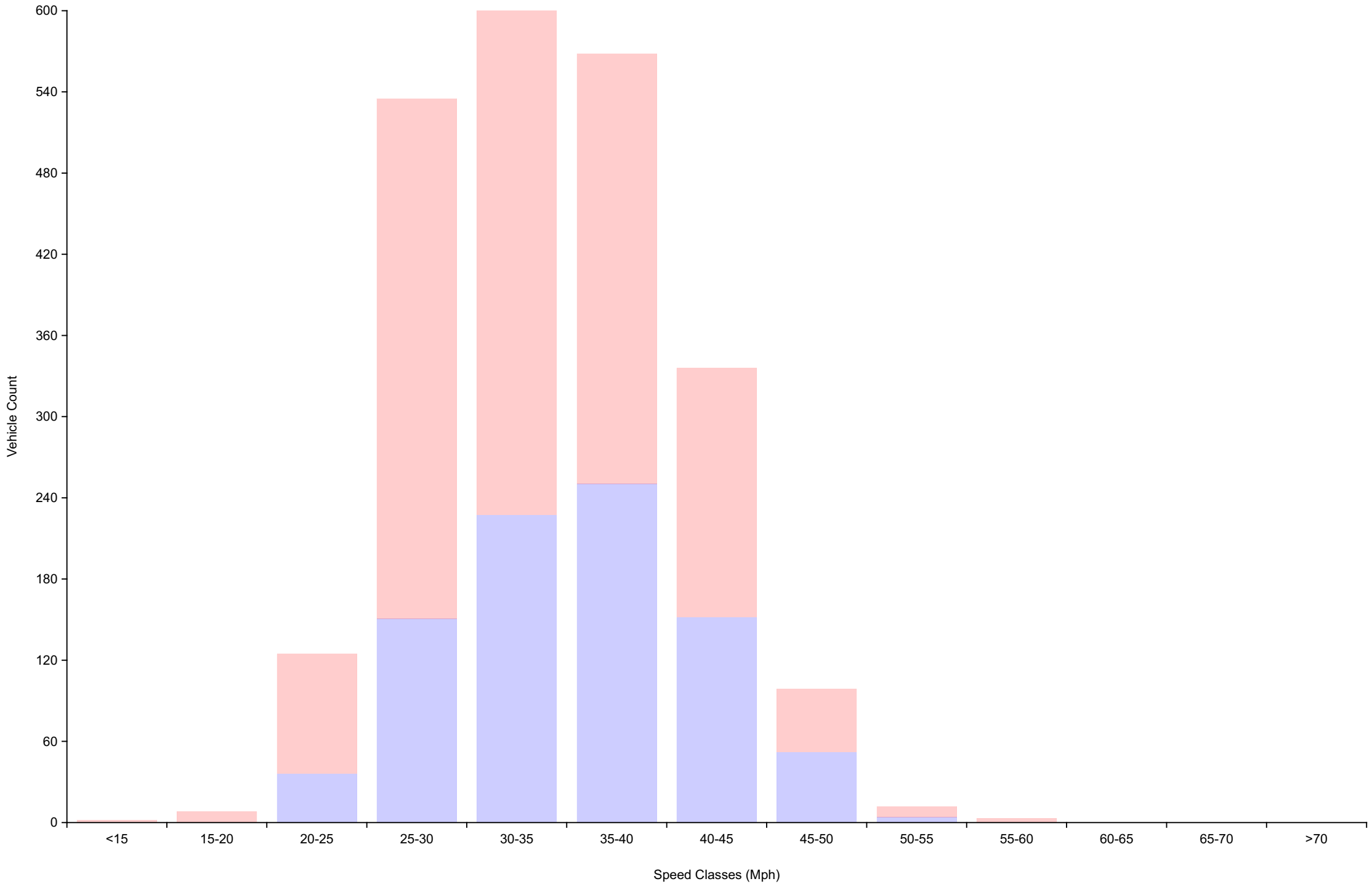
## Daily Overview for Tue Oct 10 2023

(60 Minute Resolution)



# Vehicle Counts By Speed Class

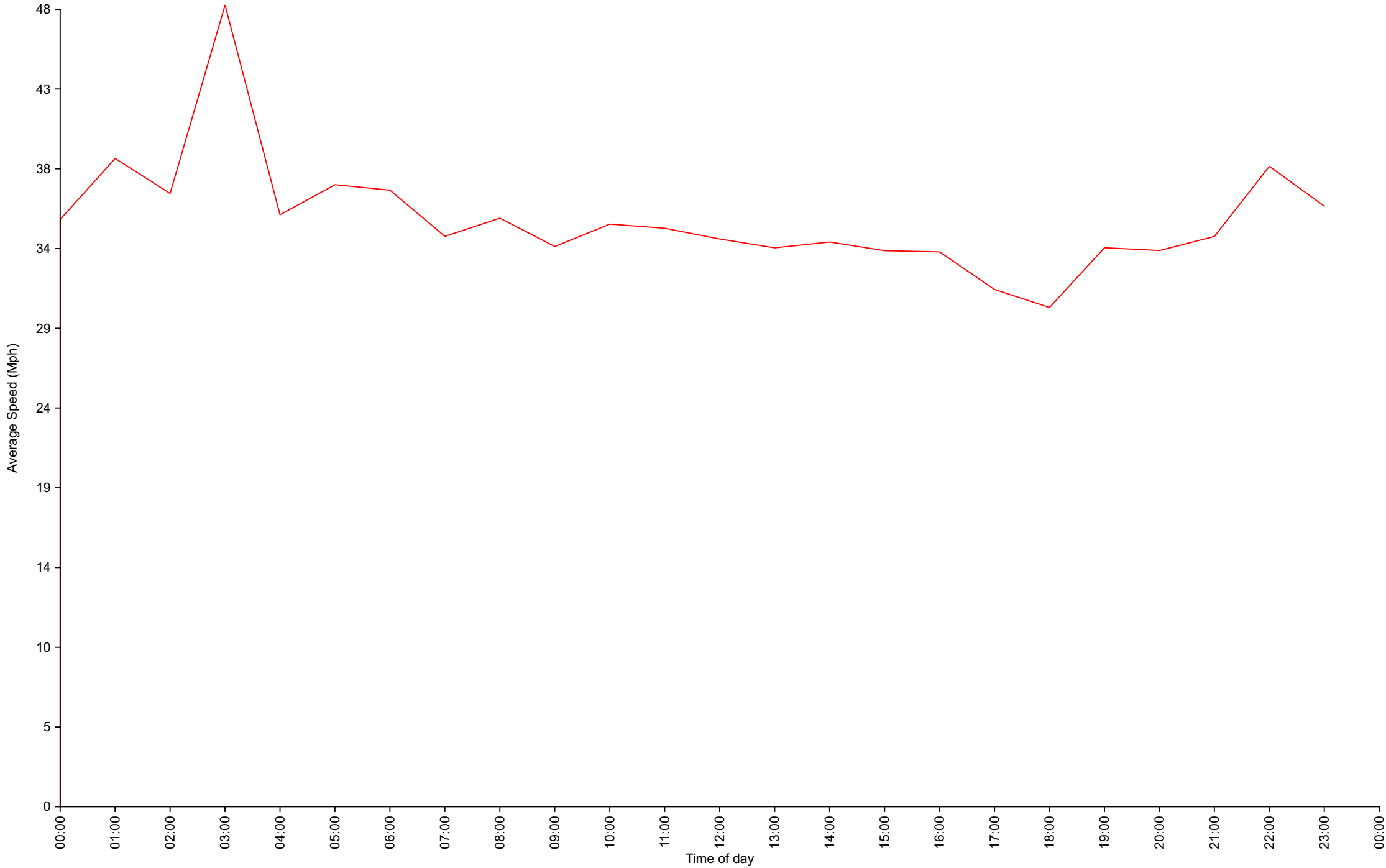
## Daily Overview for Tue Oct 10 2023



# Average Speed By Hour

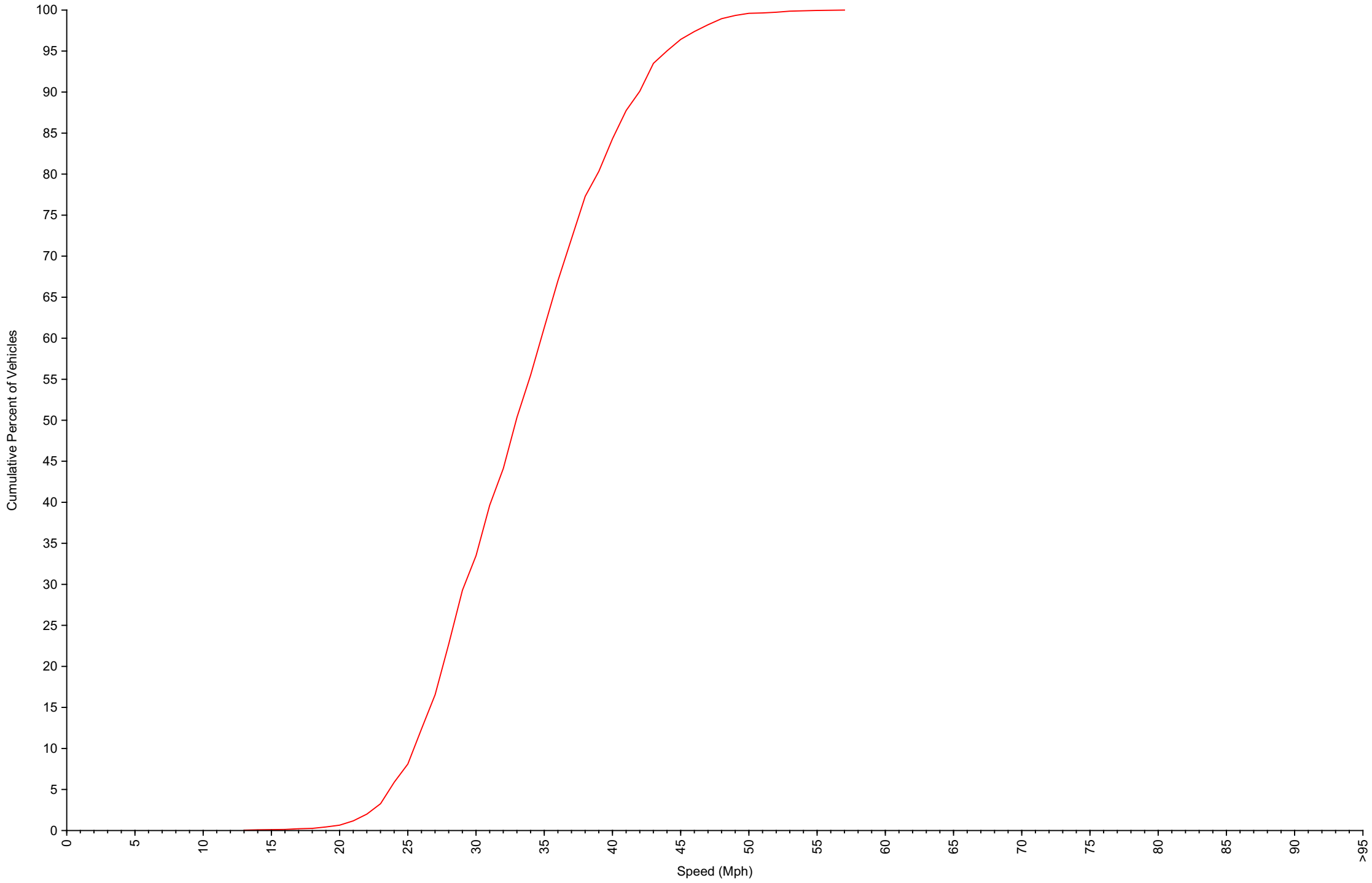
## Daily Overview for Tue Oct 10 2023

(60 Minute Resolution)



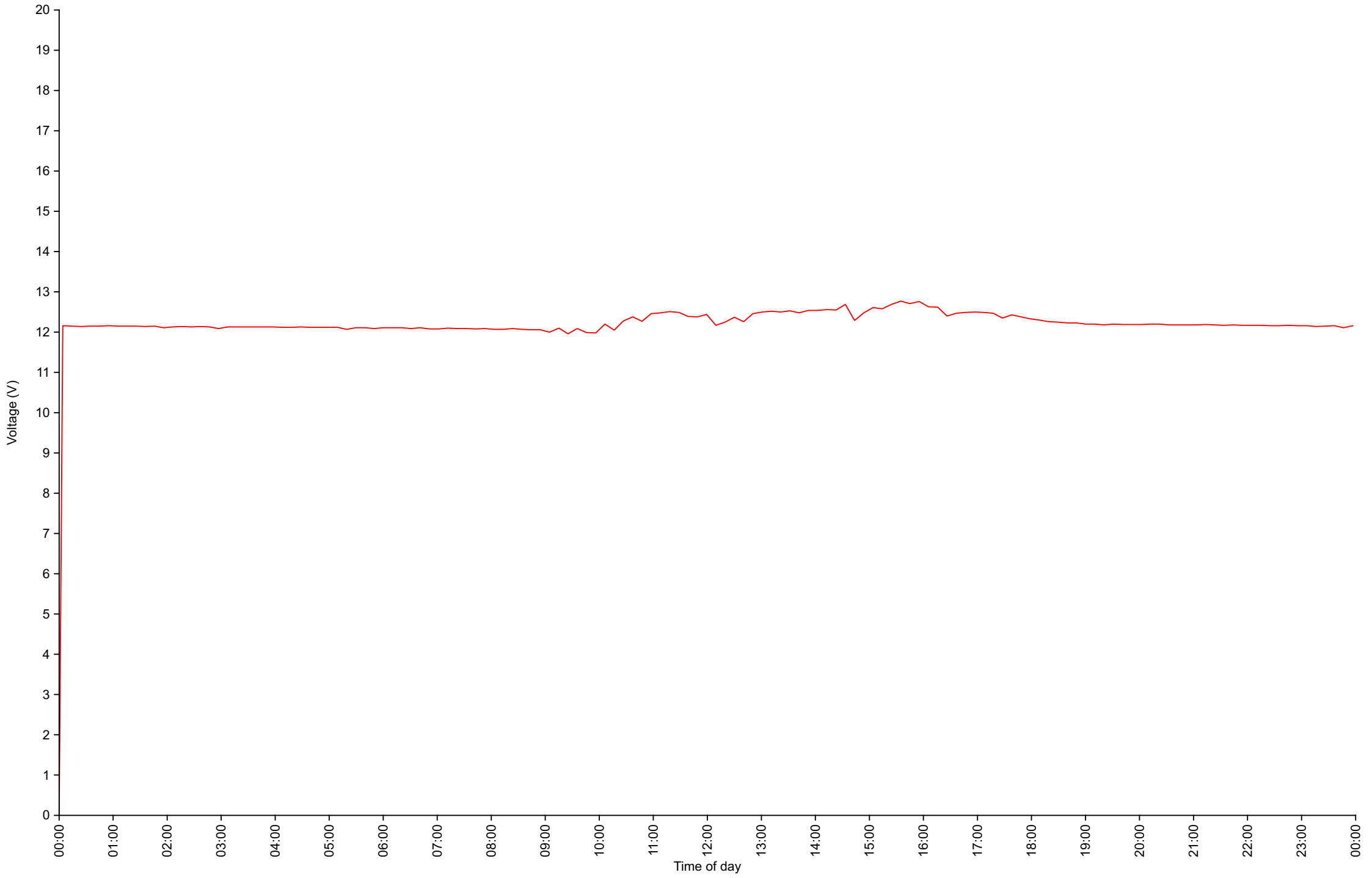
# Cumulative Speed Distribution Curve

## Daily Overview for Tue Oct 10 2023



# Voltage

## Daily Overview for Tue Oct 10 2023



# Traffic Report

Daily Overview for Wed Oct 11 2023

Vehicle Speed Classes (Mph)

|          | <15      | 15<br>20 | 20<br>25  | 25<br>30  | 30<br>35      | 35<br>40   | 40<br>45  | 45<br>50 | 50<br>55 | 55<br>60 | 60<br>65 | 65<br>70 | >70   | Total      | 85th<br>Percentile |
|----------|----------|----------|-----------|-----------|---------------|------------|-----------|----------|----------|----------|----------|----------|-------|------------|--------------------|
| 00:00    | 0        | 0        | 0         | 0         | 2             | 2          | 1         | 0        | 0        | 0        | 0        | 0        | 0     | 5          | 40.3               |
| 01:00    | 0        | 0        | 0         | 0         | 2             | 0          | 2         | 0        | 0        | 0        | 0        | 0        | 0     | 4          | 41.8               |
| 02:00    | 0        | 0        | 0         | 0         | 0             | 1          | 0         | 0        | 0        | 0        | 0        | 0        | 0     | 1          | 39.1               |
| 03:00    | 0        | 0        | 0         | 0         | 0             | 1          | 0         | 0        | 0        | <b>2</b> | 0        | 0        | 0     | 3          | <b>58.1</b>        |
| 04:00    | 0        | 0        | 0         | 0         | 0             | 3          | 1         | 0        | 0        | 0        | 0        | 0        | 0     | 4          | 39.4               |
| 05:00    | 0        | 0        | 0         | 0         | 2             | 3          | 2         | 1        | <b>2</b> | 0        | 0        | 0        | 0     | 10         | 48.5               |
| 06:00    | 0        | 0        | 0         | 4         | 5             | 18         | 13        | <b>4</b> | 0        | 1        | 0        | 0        | 0     | 45         | 43.6               |
| 07:00    | 1        | 1        | 3         | 20        | 19            | 29         | 20        | 4        | 1        | 0        | 0        | 0        | 0     | 98         | 41.6               |
| 08:00    | 2        | 2        | 10        | 32        | <b>64</b>     | <b>73</b>  | 26        | 4        | 1        | 1        | 0        | 0        | 0     | <b>215</b> | 39.0               |
| 09:00    | <b>4</b> | <b>4</b> | 10        | <b>46</b> | 51            | 47         | <b>27</b> | 4        | 1        | 0        | 0        | 0        | 0     | 194        | 40.0               |
| 10:00    | 1        | 4        | <b>14</b> | 24        | 29            | 35         | 23        | 3        | 1        | 0        | 0        | 0        | 0     | 134        | 40.2               |
| 11:00    | 0        | 0        | 2         | 33        | 49            | 42         | 17        | 3        | 0        | 0        | 0        | 0        | 0     | 146        | 38.0               |
| 12:00    | 0        | 2        | 7         | 34        | 41            | 21         | 27        | 6        | 0        | 0        | 0        | 0        | 0     | 138        | <b>41.1</b>        |
| 13:00    | 0        | 0        | 9         | 26        | 47            | 41         | 24        | 4        | 1        | 0        | 0        | 0        | 0     | 152        | 39.7               |
| 14:00    | 0        | <b>3</b> | 8         | 21        | 37            | 24         | 23        | 4        | 0        | <b>1</b> | 0        | 0        | 0     | 121        | 41.0               |
| 15:00    | 0        | 3        | 2         | 30        | 34            | 47         | 19        | 5        | 0        | 0        | 0        | 0        | 0     | 140        | 39.4               |
| 16:00    | 0        | 3        | <b>11</b> | <b>53</b> | 58            | <b>52</b>  | <b>32</b> | 5        | 1        | 0        | 0        | 0        | 0     | <b>215</b> | 39.6               |
| 17:00    | 0        | 0        | 8         | 40        | <b>64</b>     | 47         | 25        | <b>9</b> | 0        | 0        | 0        | 0        | 0     | 193        | 39.5               |
| 18:00    | 0        | 0        | 10        | 33        | 60            | 46         | 21        | 6        | <b>2</b> | 0        | 0        | 0        | 0     | 178        | 39.6               |
| 19:00    | 0        | 0        | 3         | 25        | 29            | 39         | 15        | 4        | 1        | 0        | 0        | 0        | 0     | 116        | 39.9               |
| 20:00    | 0        | 0        | 1         | 20        | 16            | 13         | 4         | 3        | 0        | 0        | 0        | 0        | 0     | 57         | 37.7               |
| 21:00    | 0        | 0        | 1         | 6         | 8             | 5          | 2         | 0        | 0        | 0        | 0        | 0        | 0     | 22         | 37.1               |
| 22:00    | 0        | 0        | 0         | 6         | 10            | 6          | 2         | 0        | 1        | 0        | 0        | 0        | 0     | 25         | 37.3               |
| 23:00    | 0        | 0        | 0         | 2         | 4             | 4          | 1         | 1        | 0        | 0        | 0        | 0        | 0     | 12         | 39.2               |
| AM Total | 8        | 11       | 39        | 159       | 223           | <b>254</b> | 132       | 23       | 6        | 4        | 0        | 0        | 0     |            |                    |
| PM Total | 0        | 11       | 60        | 296       | <b>408</b>    | 345        | 195       | 47       | 6        | 1        | 0        | 0        | 0     |            |                    |
| Total    | 8        | 22       | 99        | 455       | <b>631</b>    | 599        | 327       | 70       | 12       | 5        | 0        | 0        | 0     |            |                    |
| Percent  | 0.36%    | 0.99%    | 4.44%     | 20.42%    | <b>28.32%</b> | 26.89%     | 14.68%    | 3.14%    | 0.54%    | 0.22%    | 0.00%    | 0.00%    | 0.00% |            |                    |

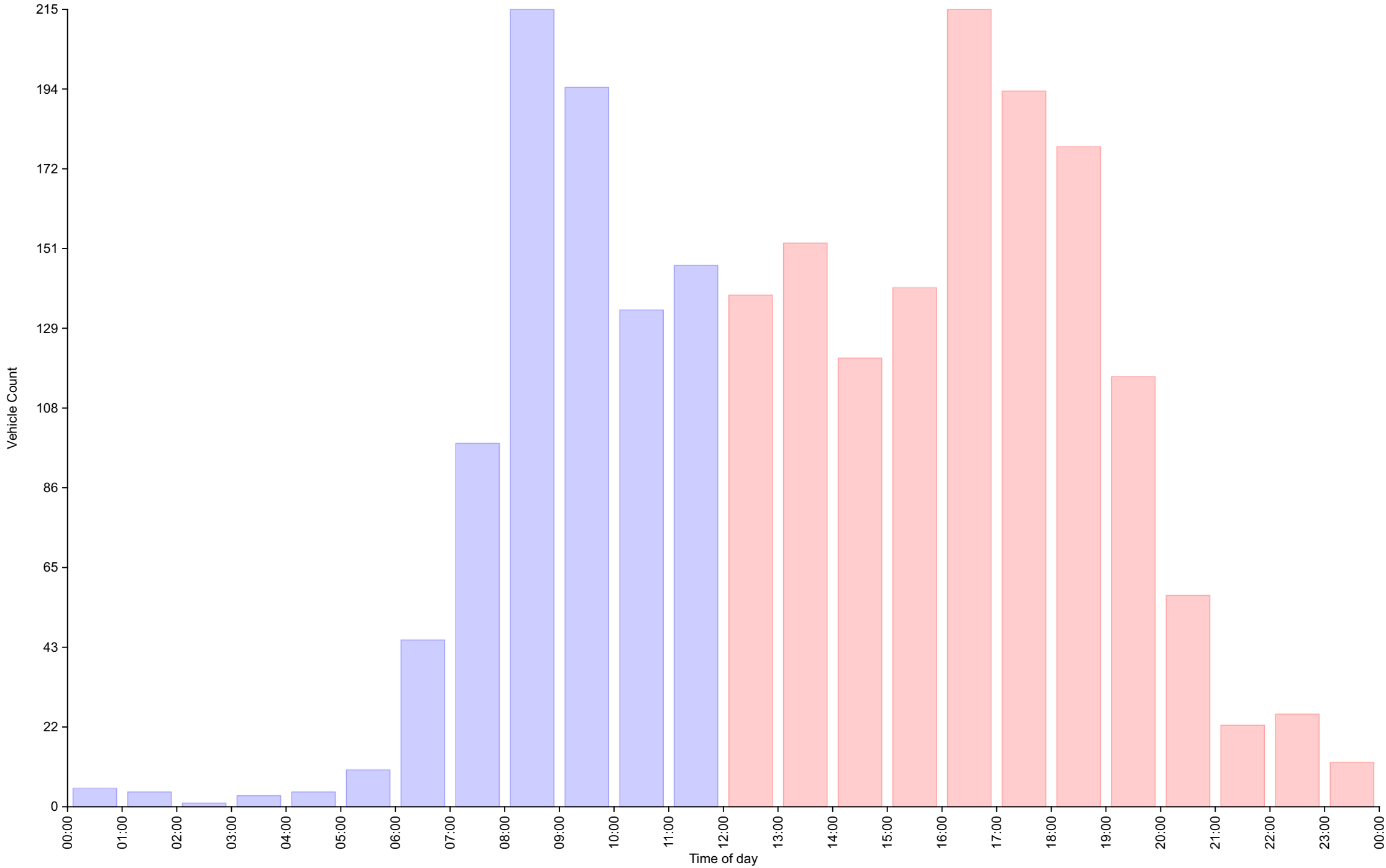
Total Vehicles : 2228  
 30th Percentile : 29.7 MPH  
 50th Percentile : 33.3 MPH  
 85th Percentile : 39.9 MPH  
 95th Percentile : 43.4 MPH  
 Average Speed : 33.7 MPH  
 Highest Speed : 58.8 MPH



# Vehicle Counts By Hour

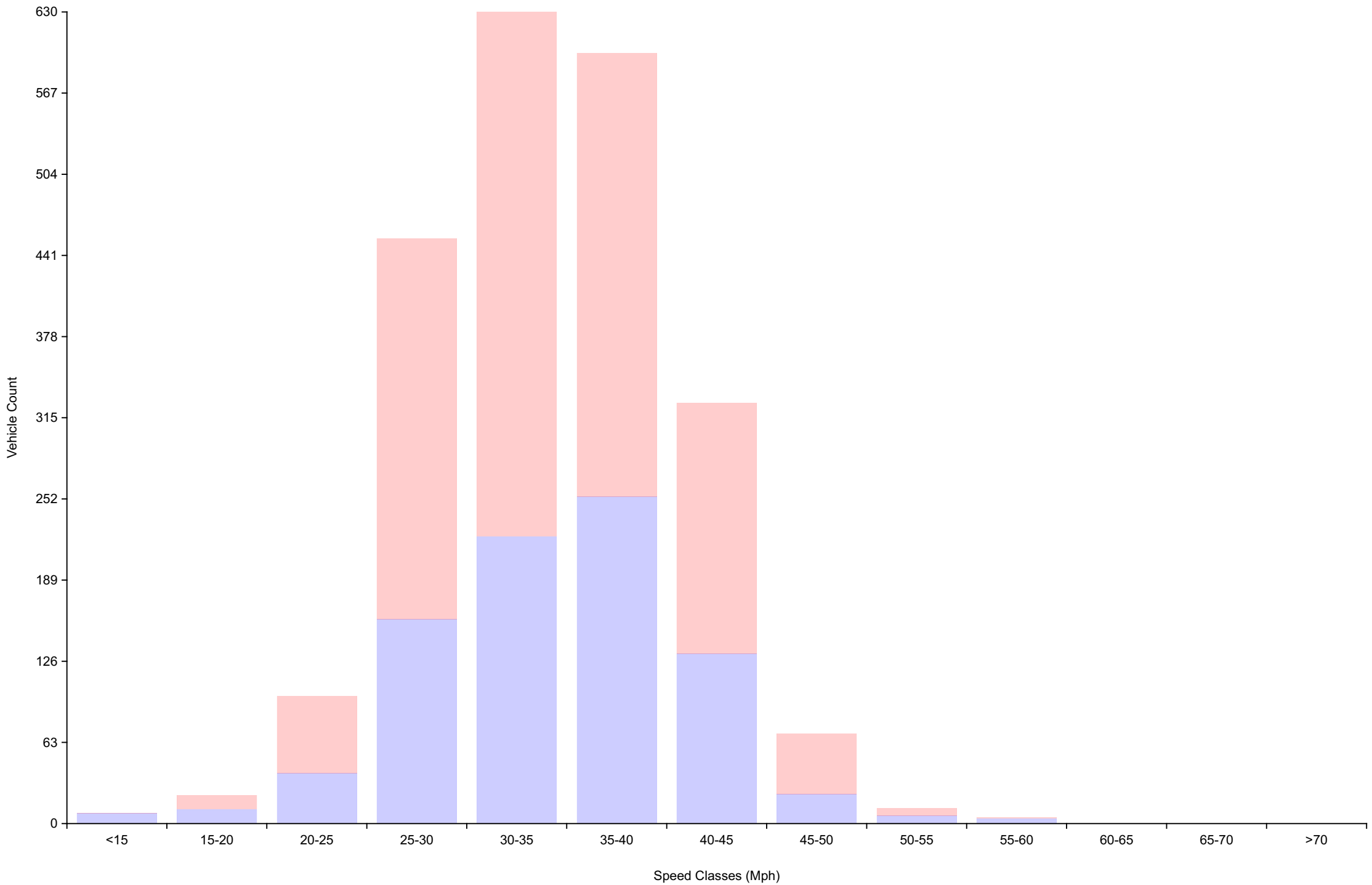
## Daily Overview for Wed Oct 11 2023

(60 Minute Resolution)



# Vehicle Counts By Speed Class

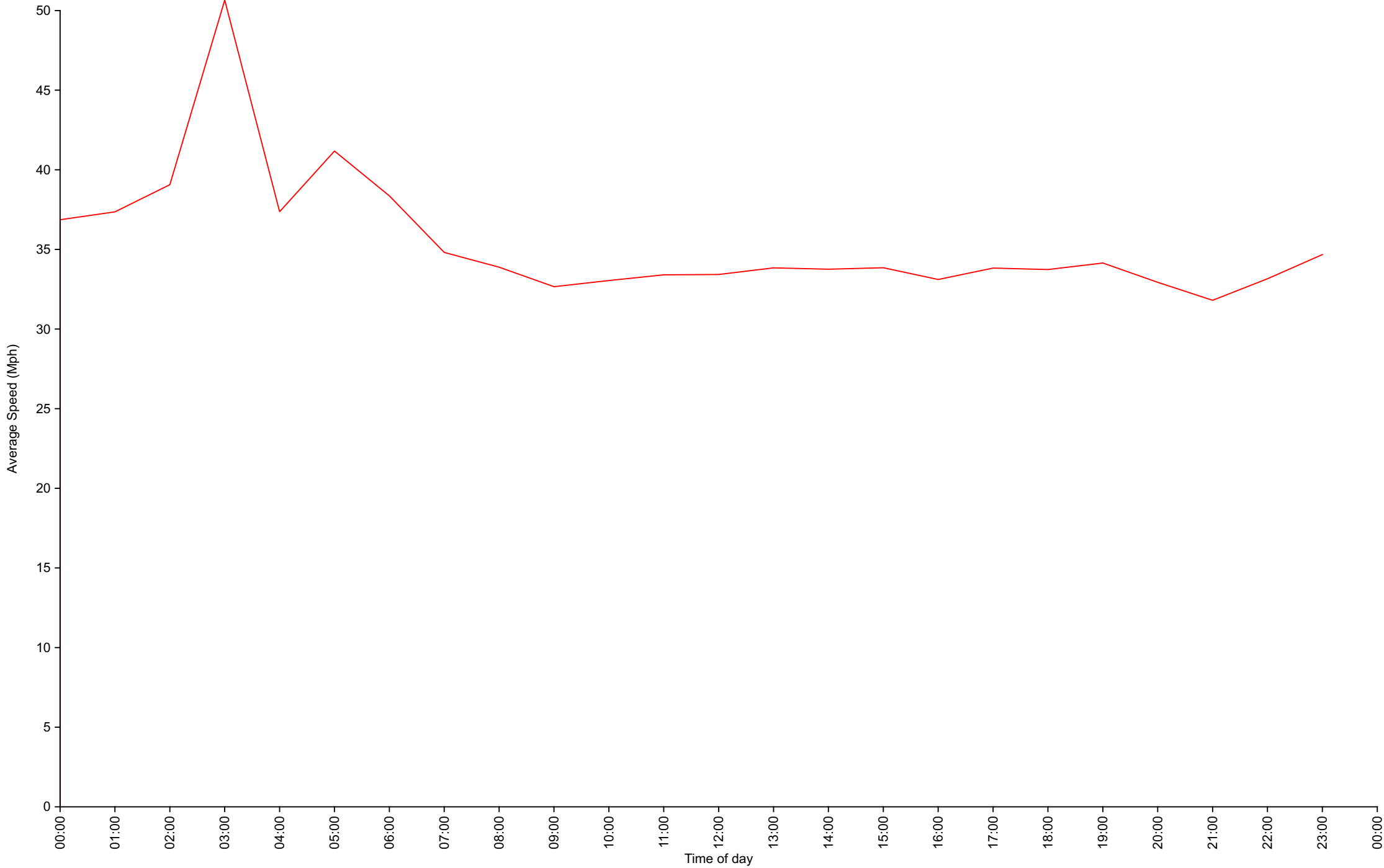
## Daily Overview for Wed Oct 11 2023



# Average Speed By Hour

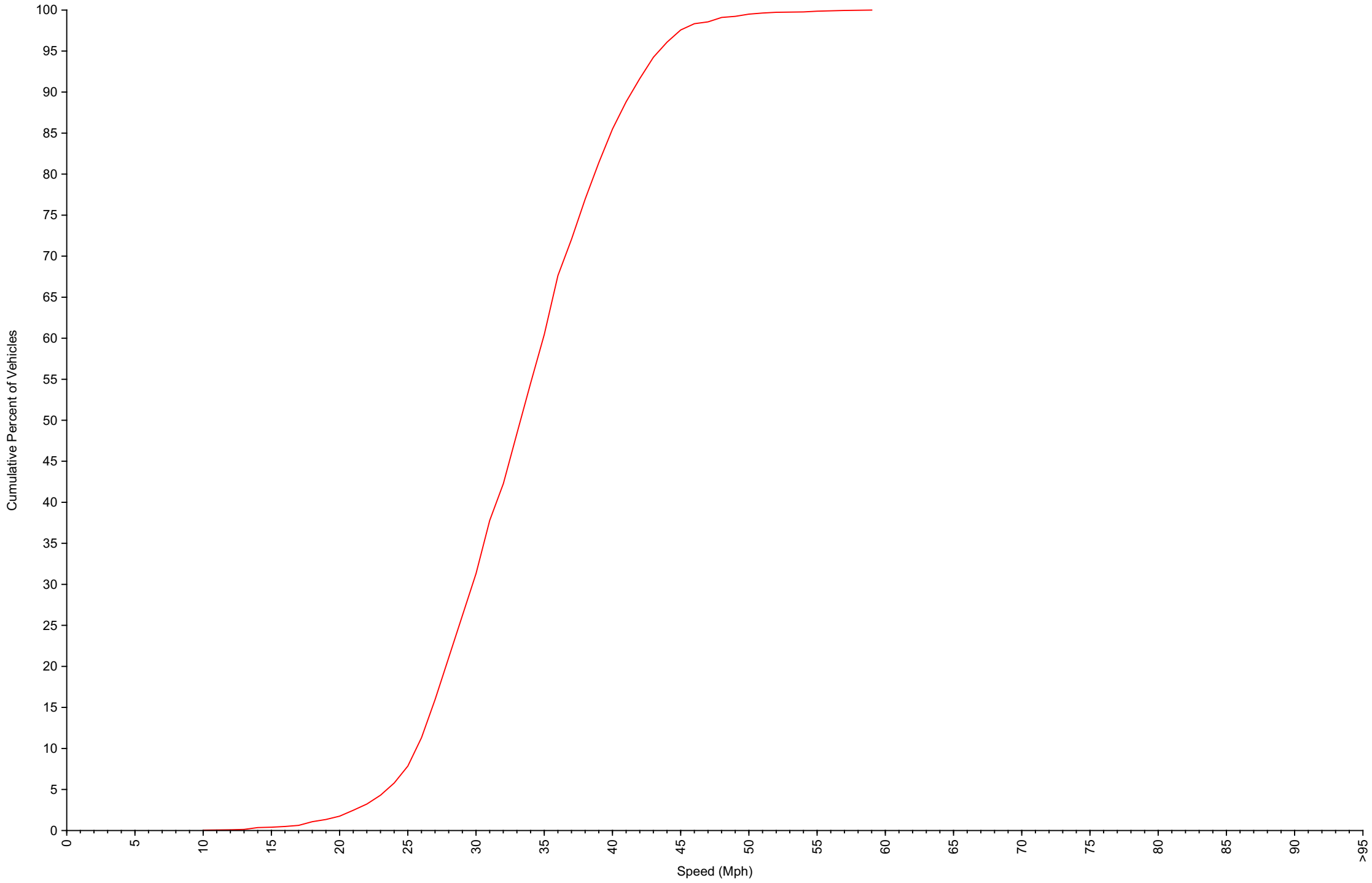
## Daily Overview for Wed Oct 11 2023

(60 Minute Resolution)



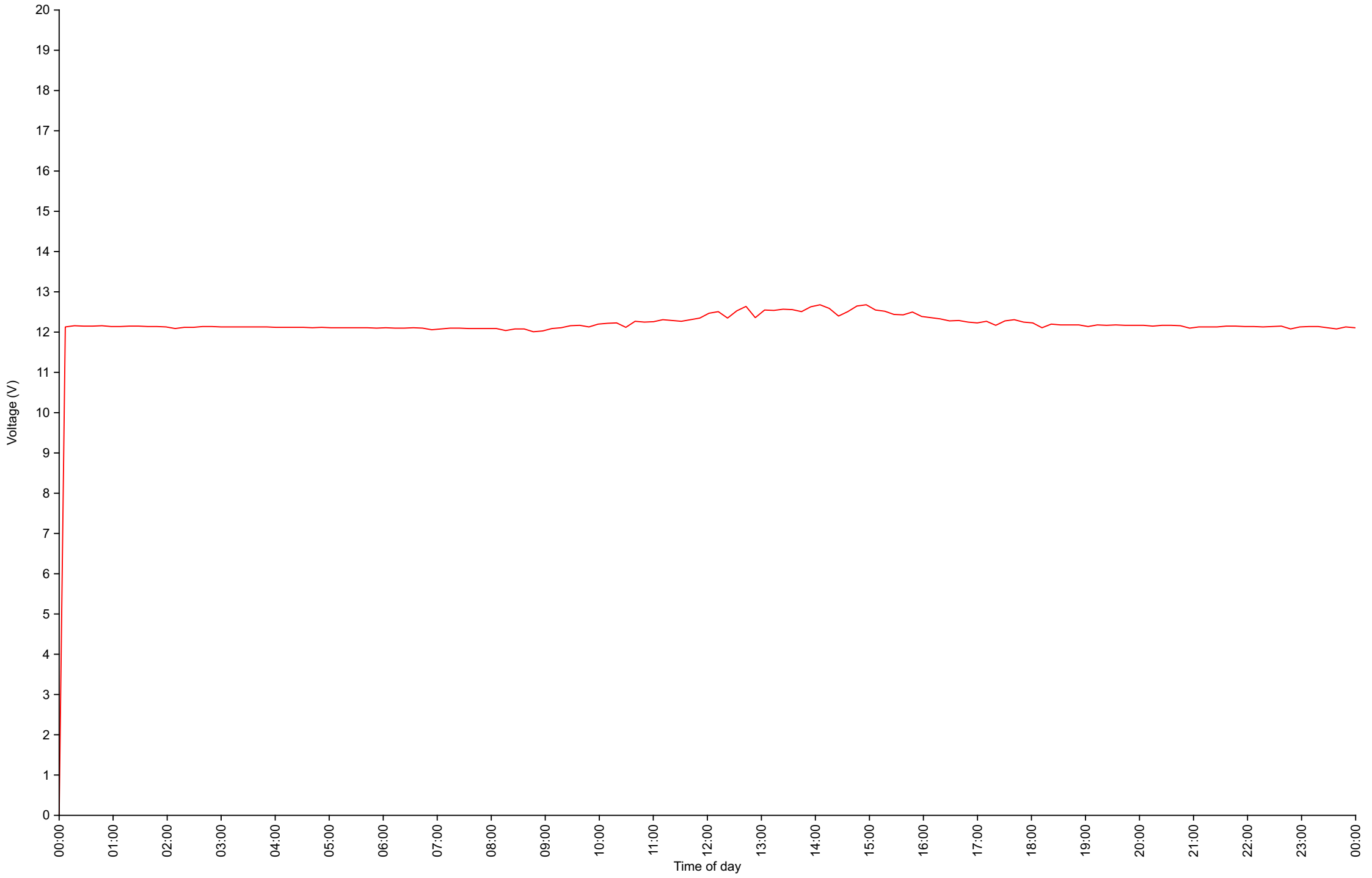
# Cumulative Speed Distribution Curve

## Daily Overview for Wed Oct 11 2023



# Voltage

## Daily Overview for Wed Oct 11 2023



# Traffic Report

Daily Overview for Thu Oct 12 2023

Vehicle Speed Classes (Mph)

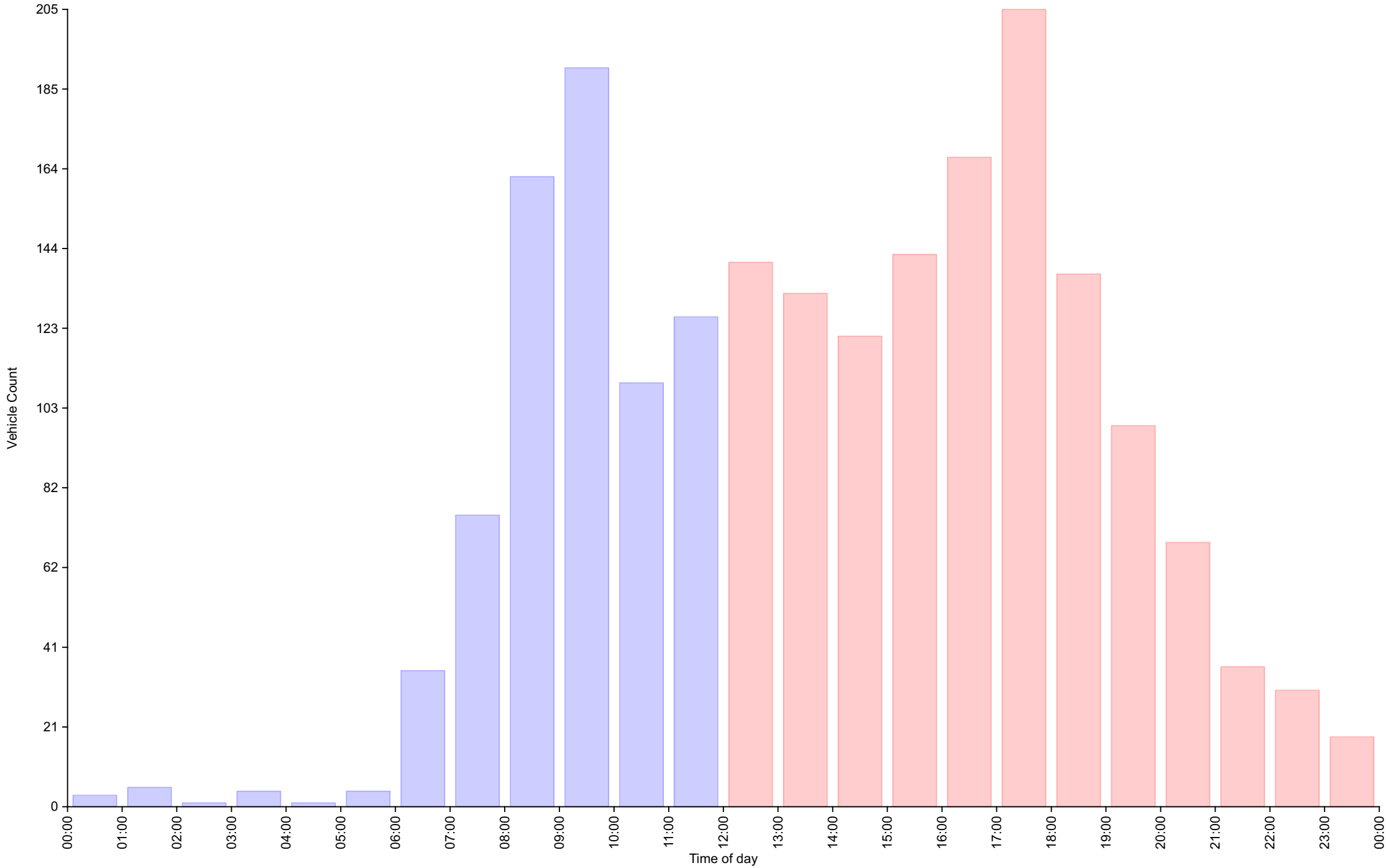
|          | <15      | 15<br>20 | 20<br>25  | 25<br>30  | 30<br>35      | 35<br>40  | 40<br>45  | 45<br>50 | 50<br>55 | 55<br>60 | 60<br>65 | 65<br>70 | >70   | Total      | 85th<br>Percentile |
|----------|----------|----------|-----------|-----------|---------------|-----------|-----------|----------|----------|----------|----------|----------|-------|------------|--------------------|
| 00:00    | 0        | 0        | 0         | 1         | 2             | 0         | 0         | 0        | 0        | 0        | 0        | 0        | 0     | 3          | 32.9               |
| 01:00    | 0        | 0        | 0         | 1         | 1             | 1         | 2         | 0        | 0        | 0        | 0        | 0        | 0     | 5          | 40.5               |
| 02:00    | 0        | 0        | 0         | 0         | 0             | 0         | 0         | 1        | 0        | 0        | 0        | 0        | 0     | 1          | <b>46.1</b>        |
| 03:00    | 0        | 0        | 0         | 1         | 1             | 1         | 1         | 0        | 0        | 0        | 0        | 0        | 0     | 4          | 39.2               |
| 04:00    | 0        | 0        | 0         | 0         | 0             | 1         | 0         | 0        | 0        | 0        | 0        | 0        | 0     | 1          | 35.3               |
| 05:00    | 0        | 0        | 0         | 0         | 1             | 2         | 1         | 0        | 0        | 0        | 0        | 0        | 0     | 4          | 39.6               |
| 06:00    | 0        | 0        | 0         | 2         | 11            | 14        | 6         | 1        | <b>1</b> | 0        | 0        | 0        | 0     | 35         | 40.1               |
| 07:00    | 0        | 0        | 8         | 14        | 24            | 20        | 9         | 0        | 0        | 0        | 0        | 0        | 0     | 75         | 38.4               |
| 08:00    | 0        | 0        | 2         | 32        | 50            | <b>54</b> | 20        | <b>4</b> | 0        | 0        | 0        | 0        | 0     | 162        | 39.0               |
| 09:00    | 0        | <b>2</b> | 4         | <b>39</b> | <b>63</b>     | 50        | <b>29</b> | 3        | 0        | 0        | 0        | 0        | 0     | <b>190</b> | 39.3               |
| 10:00    | 0        | 0        | 1         | 26        | 33            | 27        | 19        | 3        | 0        | 0        | 0        | 0        | 0     | 109        | 39.7               |
| 11:00    | 0        | 0        | <b>9</b>  | 31        | 34            | 32        | 17        | 3        | 0        | 0        | 0        | 0        | 0     | 126        | 39.4               |
| 12:00    | 0        | 0        | 2         | 24        | 47            | 42        | 19        | 4        | <b>2</b> | 0        | 0        | 0        | 0     | 140        | 40.0               |
| 13:00    | 0        | 0        | <b>13</b> | 25        | 29            | 39        | 20        | 6        | 0        | 0        | 0        | 0        | 0     | 132        | 39.8               |
| 14:00    | <b>2</b> | 0        | 4         | 17        | 27            | 47        | 18        | 5        | 1        | 0        | 0        | 0        | 0     | 121        | 39.8               |
| 15:00    | 0        | 0        | 7         | 35        | 46            | 35        | 9         | <b>8</b> | 1        | <b>1</b> | 0        | 0        | 0     | 142        | 38.6               |
| 16:00    | 0        | 0        | 8         | <b>40</b> | 53            | 46        | 15        | 5        | 0        | 0        | 0        | 0        | 0     | 167        | 38.5               |
| 17:00    | 0        | <b>3</b> | 10        | 33        | <b>64</b>     | <b>57</b> | <b>30</b> | 8        | 0        | 0        | 0        | 0        | 0     | <b>205</b> | 40.0               |
| 18:00    | 0        | 0        | 0         | 26        | 40            | 35        | 29        | 7        | 0        | 0        | 0        | 0        | 0     | 137        | <b>40.8</b>        |
| 19:00    | 0        | 0        | 1         | 18        | 40            | 25        | 10        | 4        | 0        | 0        | 0        | 0        | 0     | 98         | 38.8               |
| 20:00    | 0        | 0        | 2         | 13        | 29            | 15        | 6         | 3        | 0        | 0        | 0        | 0        | 0     | 68         | 38.4               |
| 21:00    | 0        | 0        | 0         | 8         | 11            | 13        | 4         | 0        | 0        | 0        | 0        | 0        | 0     | 36         | 38.3               |
| 22:00    | 0        | 0        | 0         | 4         | 8             | 14        | 4         | 0        | 0        | 0        | 0        | 0        | 0     | 30         | 38.8               |
| 23:00    | 0        | 0        | 1         | 6         | 4             | 5         | 2         | 0        | 0        | 0        | 0        | 0        | 0     | 18         | 37.3               |
| AM Total | 0        | 2        | 24        | 147       | <b>220</b>    | 202       | 104       | 15       | 1        | 0        | 0        | 0        | 0     |            |                    |
| PM Total | 2        | 3        | 48        | 249       | <b>398</b>    | 373       | 166       | 50       | 4        | 1        | 0        | 0        | 0     |            |                    |
| Total    | 2        | 5        | 72        | 396       | <b>618</b>    | 575       | 270       | 65       | 5        | 1        | 0        | 0        | 0     |            |                    |
| Percent  | 0.10%    | 0.25%    | 3.58%     | 19.71%    | <b>30.76%</b> | 28.62%    | 13.44%    | 3.24%    | 0.25%    | 0.05%    | 0.00%    | 0.00%    | 0.00% |            |                    |

Total Vehicles : 2009  
 30th Percentile : 30.2 MPH  
 50th Percentile : 33.2 MPH  
 85th Percentile : 39.5 MPH  
 95th Percentile : 42.8 MPH  
 Average Speed : 33.9 MPH  
 Highest Speed : 55.4 MPH

# Vehicle Counts By Hour

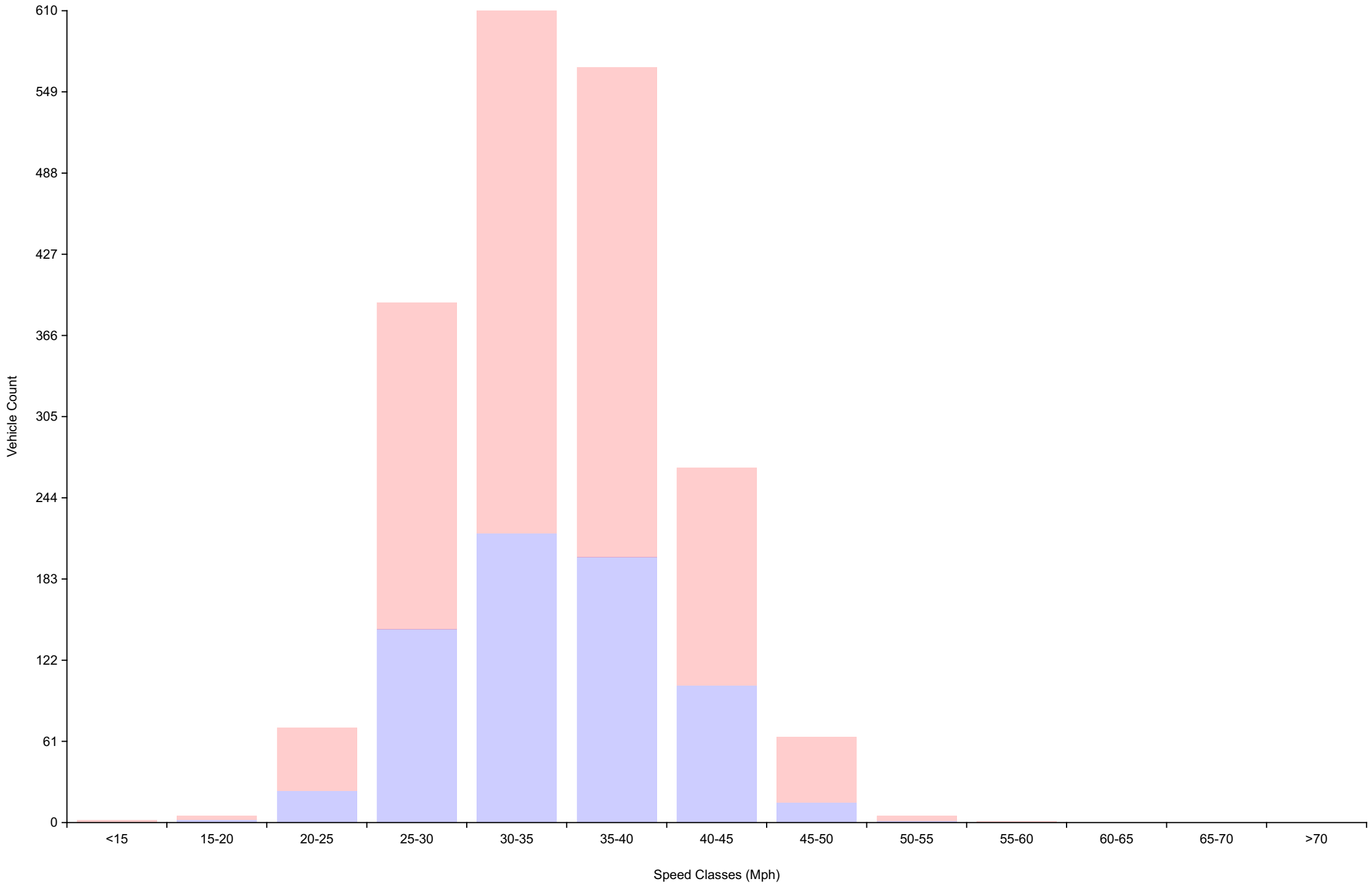
## Daily Overview for Thu Oct 12 2023

(60 Minute Resolution)



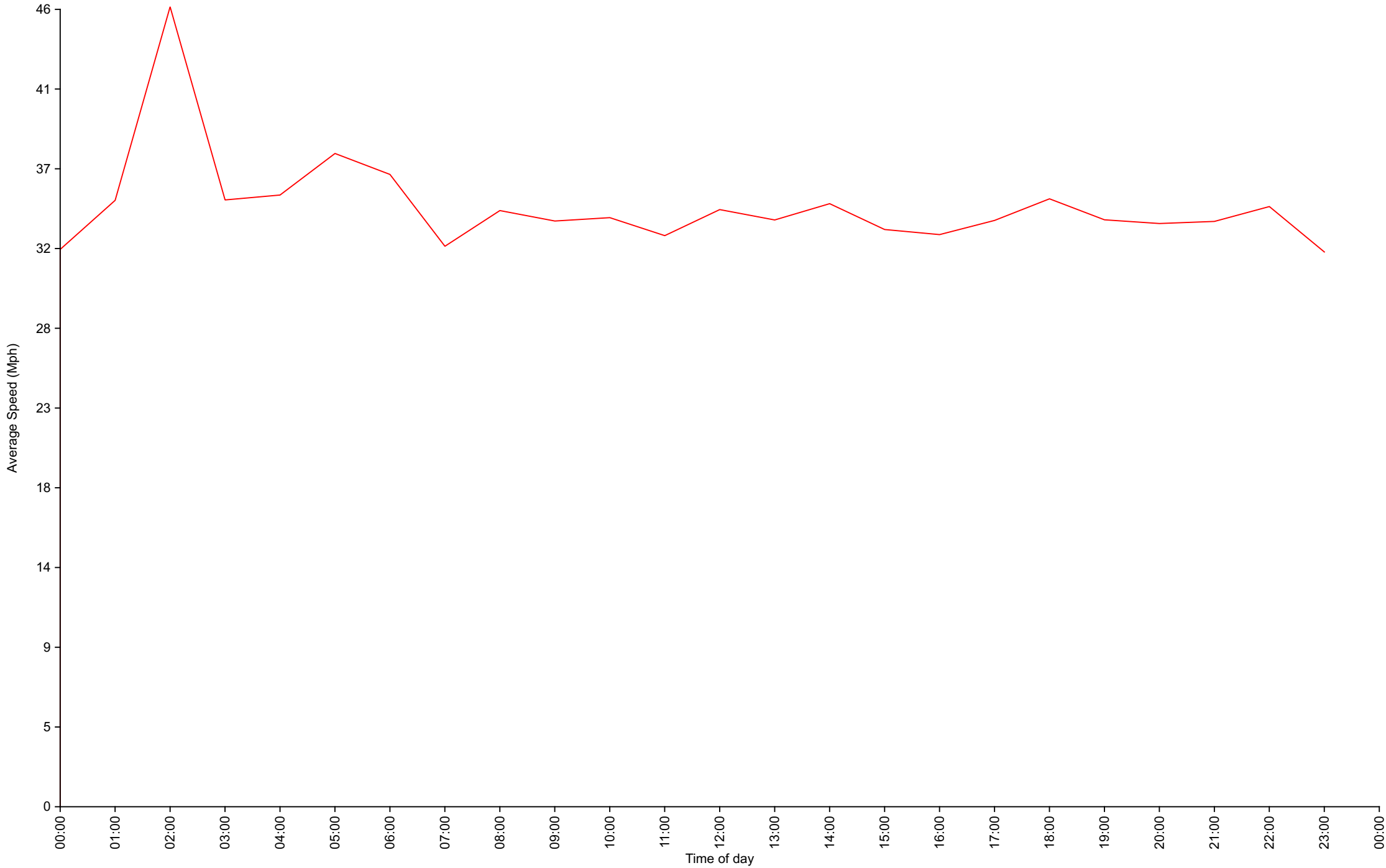
# Vehicle Counts By Speed Class

## Daily Overview for Thu Oct 12 2023



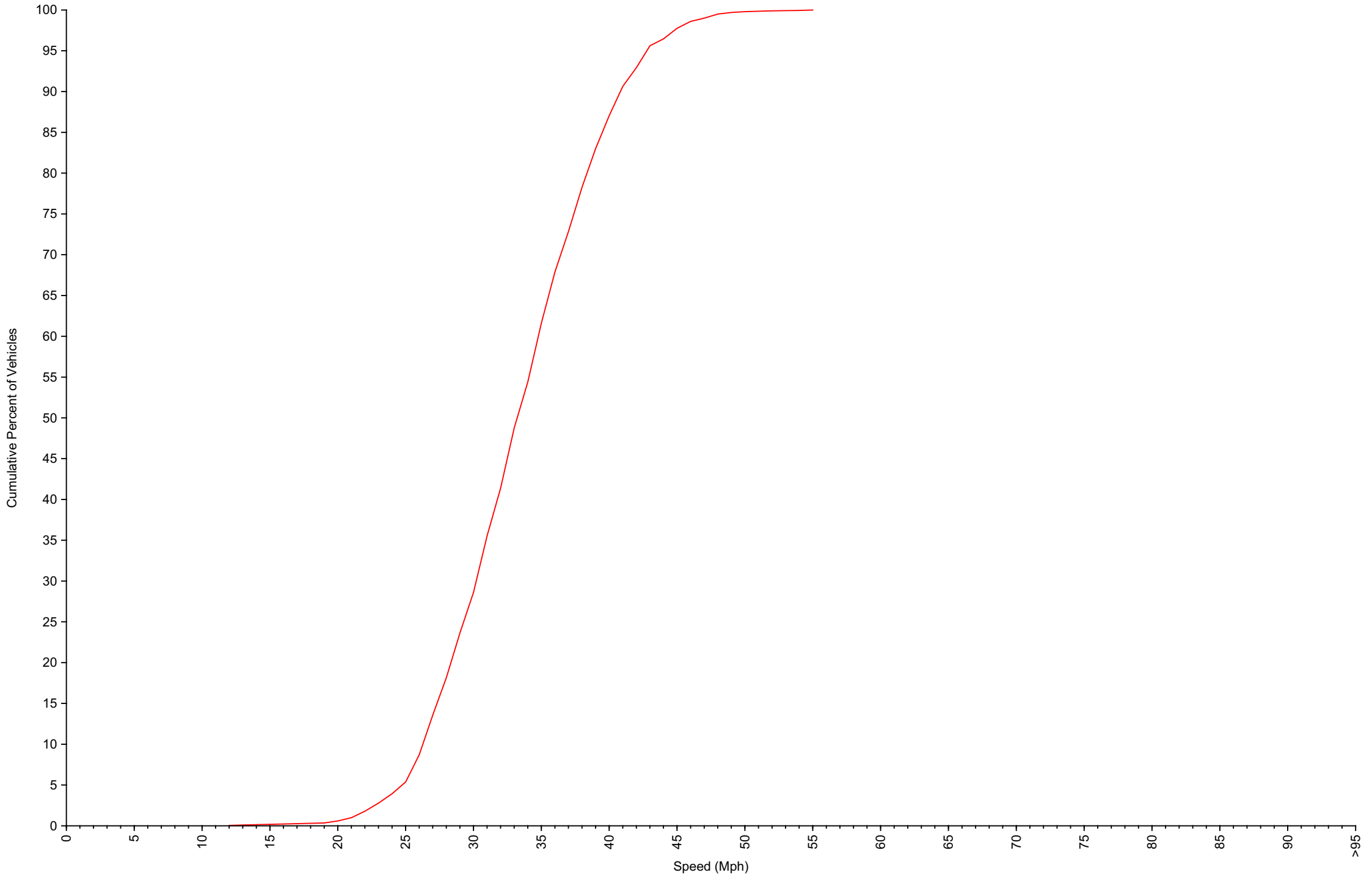


Average Speed By Hour  
Daily Overview for Thu Oct 12 2023  
(60 Minute Resolution)



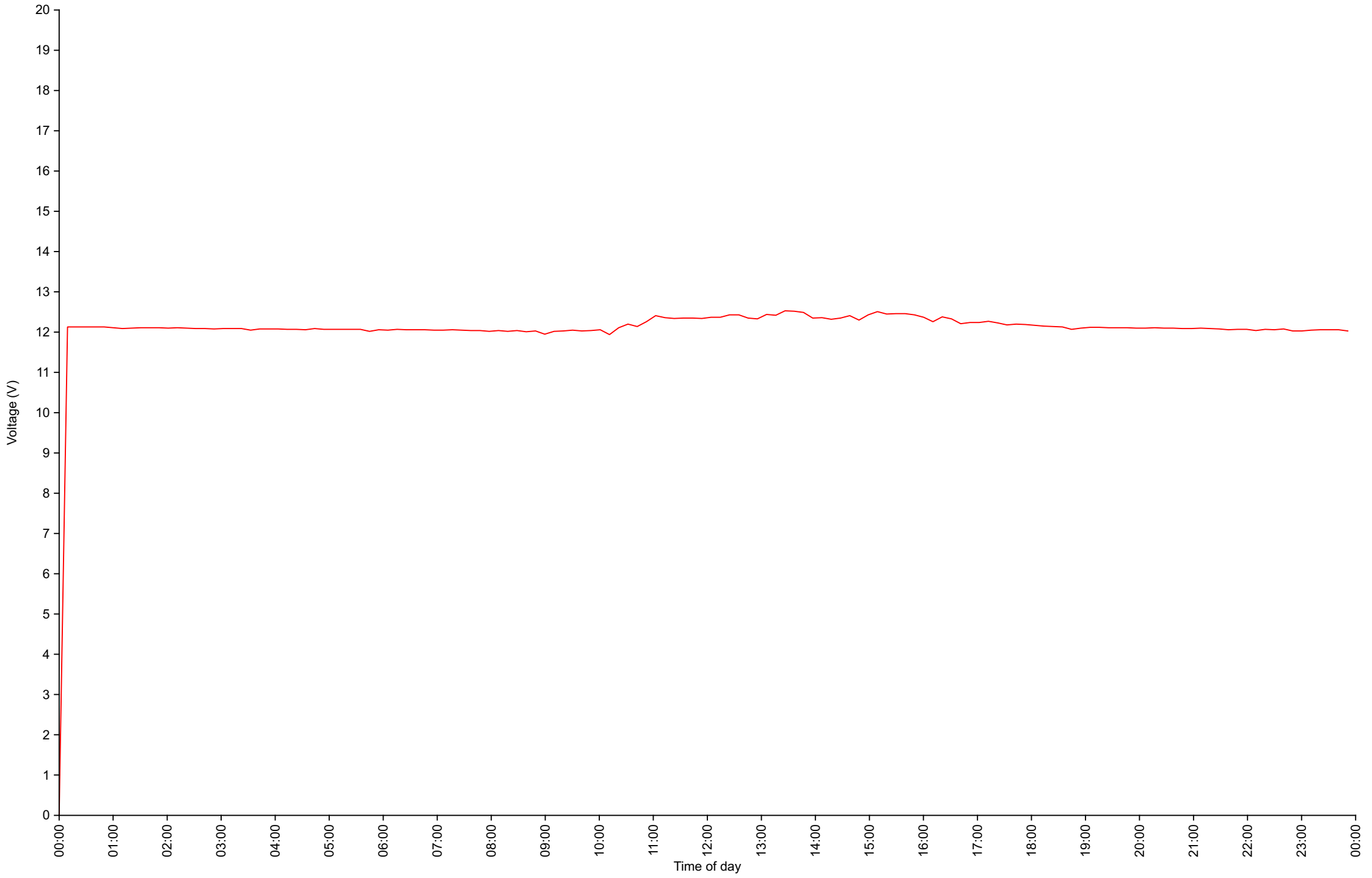
# Cumulative Speed Distribution Curve

## Daily Overview for Thu Oct 12 2023



# Voltage

## Daily Overview for Thu Oct 12 2023



# Traffic Report

Daily Overview for Fri Oct 13 2023

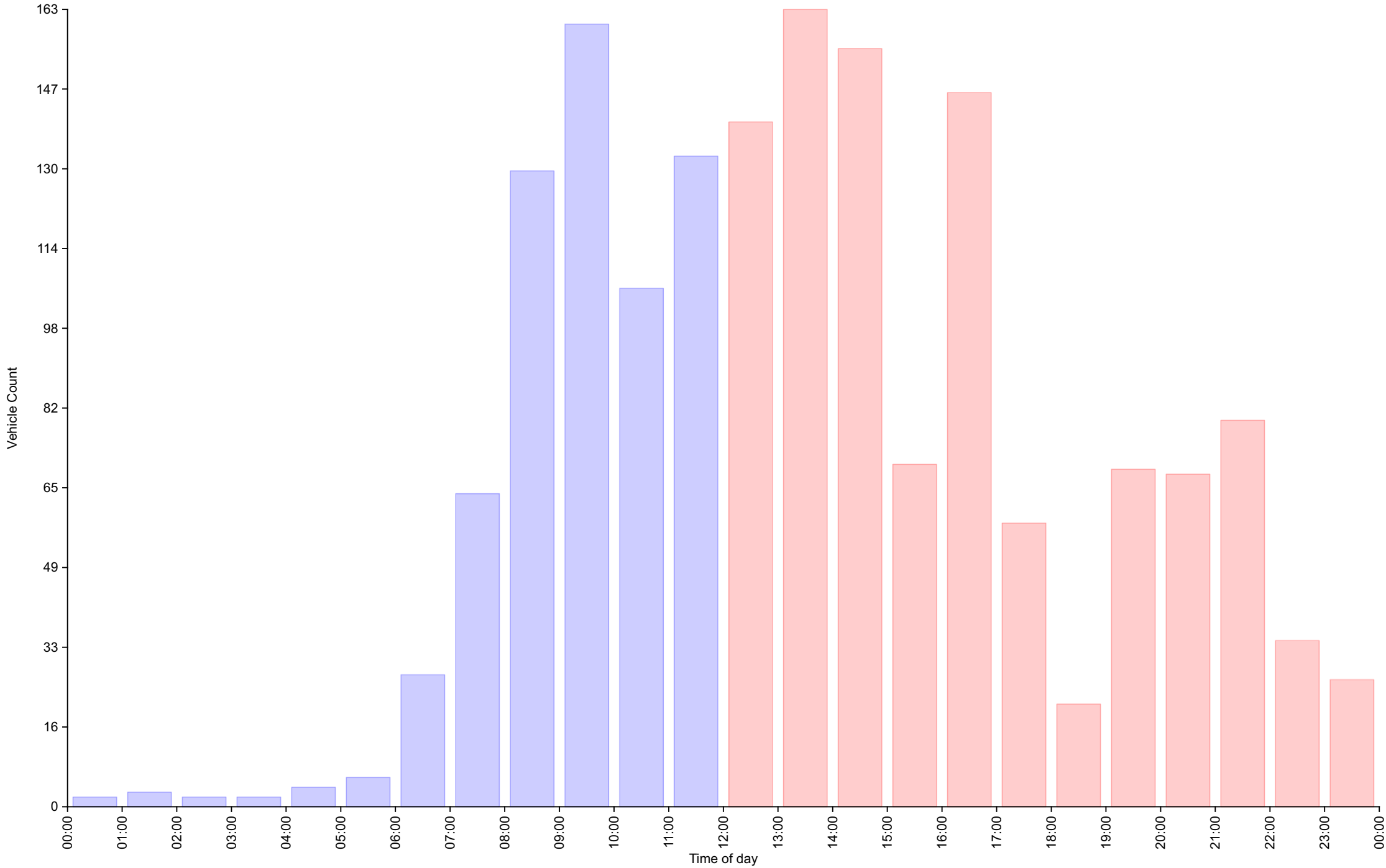
Vehicle Speed Classes (Mph)

|          | <15      | 15<br>20 | 20<br>25  | 25<br>30  | 30<br>35      | 35<br>40   | 40<br>45  | 45<br>50  | 50<br>55 | 55<br>60 | 60<br>65 | 65<br>70 | >70   | Total      | 85th<br>Percentile |
|----------|----------|----------|-----------|-----------|---------------|------------|-----------|-----------|----------|----------|----------|----------|-------|------------|--------------------|
| 00:00    | 0        | 0        | 0         | 1         | 1             | 0          | 0         | 0         | 0        | 0        | 0        | 0        | 0     | 2          | 30.5               |
| 01:00    | 0        | 0        | 0         | 1         | 1             | 1          | 0         | 0         | 0        | 0        | 0        | 0        | 0     | 3          | 34.8               |
| 02:00    | <b>1</b> | 0        | 0         | 0         | 1             | 0          | 0         | 0         | 0        | 0        | 0        | 0        | 0     | 2          | 26.3               |
| 03:00    | 0        | 0        | 0         | 0         | 0             | 2          | 0         | 0         | 0        | 0        | 0        | 0        | 0     | 2          | 35.1               |
| 04:00    | 0        | 0        | 0         | 0         | 1             | 1          | 2         | 0         | 0        | 0        | 0        | 0        | 0     | 4          | 40.4               |
| 05:00    | 0        | 0        | 0         | 0         | 0             | 2          | 2         | 2         | 0        | 0        | 0        | 0        | 0     | 6          | <b>44.1</b>        |
| 06:00    | 0        | 0        | 0         | 1         | 5             | 9          | 11        | 1         | 0        | 0        | 0        | 0        | 0     | 27         | 42.6               |
| 07:00    | 0        | 0        | 1         | 14        | 18            | 15         | 13        | 3         | 0        | 0        | 0        | 0        | 0     | 64         | 40.1               |
| 08:00    | 0        | 0        | 4         | 18        | <b>45</b>     | 45         | 18        | 0         | 0        | 0        | 0        | 0        | 0     | 130        | 38.8               |
| 09:00    | 0        | 0        | <b>8</b>  | 26        | 41            | 41         | <b>33</b> | <b>10</b> | <b>1</b> | 0        | 0        | 0        | 0     | <b>160</b> | 41.3               |
| 10:00    | 0        | 1        | 0         | <b>32</b> | 27            | 32         | 13        | 1         | 0        | 0        | 0        | 0        | 0     | 106        | 38.5               |
| 11:00    | 1        | <b>3</b> | 4         | 19        | 28            | <b>49</b>  | 22        | 7         | 0        | 0        | 0        | 0        | 0     | 133        | 40.4               |
| 12:00    | 0        | 0        | 0         | 14        | <b>52</b>     | 44         | 21        | <b>8</b>  | 0        | 0        | <b>1</b> | 0        | 0     | 140        | 40.5               |
| 13:00    | 0        | <b>5</b> | <b>13</b> | <b>34</b> | 50            | 39         | 17        | 5         | 0        | 0        | 0        | 0        | 0     | <b>163</b> | 38.5               |
| 14:00    | 0        | 0        | 6         | 25        | 38            | <b>49</b>  | <b>30</b> | 7         | 0        | 0        | 0        | 0        | 0     | 155        | 40.6               |
| 15:00    | 0        | 0        | 2         | 16        | 21            | 20         | 9         | 2         | 0        | 0        | 0        | 0        | 0     | 70         | 39.1               |
| 16:00    | 0        | 0        | 4         | 22        | 49            | 44         | 23        | 3         | 0        | <b>1</b> | 0        | 0        | 0     | 146        | 39.9               |
| 17:00    | <b>4</b> | 0        | 2         | 19        | 13            | 18         | 2         | 0         | 0        | 0        | 0        | 0        | 0     | 58         | 35.9               |
| 18:00    | 0        | 0        | 3         | 10        | 6             | 2          | 0         | 0         | 0        | 0        | 0        | 0        | 0     | 21         | 31.9               |
| 19:00    | 0        | 0        | 3         | 28        | 27            | 10         | 1         | 0         | 0        | 0        | 0        | 0        | 0     | 69         | 34.3               |
| 20:00    | 0        | 0        | 2         | 19        | 35            | 11         | 1         | 0         | 0        | 0        | 0        | 0        | 0     | 68         | 34.9               |
| 21:00    | 0        | 0        | 2         | 24        | 31            | 15         | 6         | 1         | 0        | 0        | 0        | 0        | 0     | 79         | 37.0               |
| 22:00    | 0        | 0        | 0         | 6         | 11            | 11         | 6         | 0         | 0        | 0        | 0        | 0        | 0     | 34         | 39.3               |
| 23:00    | 0        | 0        | 0         | 5         | 7             | 7          | 6         | 1         | 0        | 0        | 0        | 0        | 0     | 26         | <b>41.5</b>        |
| AM Total | 2        | 4        | 17        | 112       | 168           | <b>197</b> | 114       | 24        | 1        | 0        | 0        | 0        | 0     |            |                    |
| PM Total | 4        | 5        | 37        | 222       | <b>340</b>    | 270        | 122       | 27        | 0        | 1        | 1        | 0        | 0     |            |                    |
| Total    | 6        | 9        | 54        | 334       | <b>508</b>    | 467        | 236       | 51        | 1        | 1        | 1        | 0        | 0     |            |                    |
| Percent  | 0.36%    | 0.54%    | 3.24%     | 20.02%    | <b>30.46%</b> | 28.00%     | 14.15%    | 3.06%     | 0.06%    | 0.06%    | 0.06%    | 0.00%    | 0.00% |            |                    |

Total Vehicles : 1668  
 30th Percentile : 30.1 MPH  
 50th Percentile : 33.1 MPH  
 85th Percentile : 39.6 MPH  
 95th Percentile : 42.8 MPH  
 Average Speed : 33.8 MPH  
 Highest Speed : 61.8 MPH

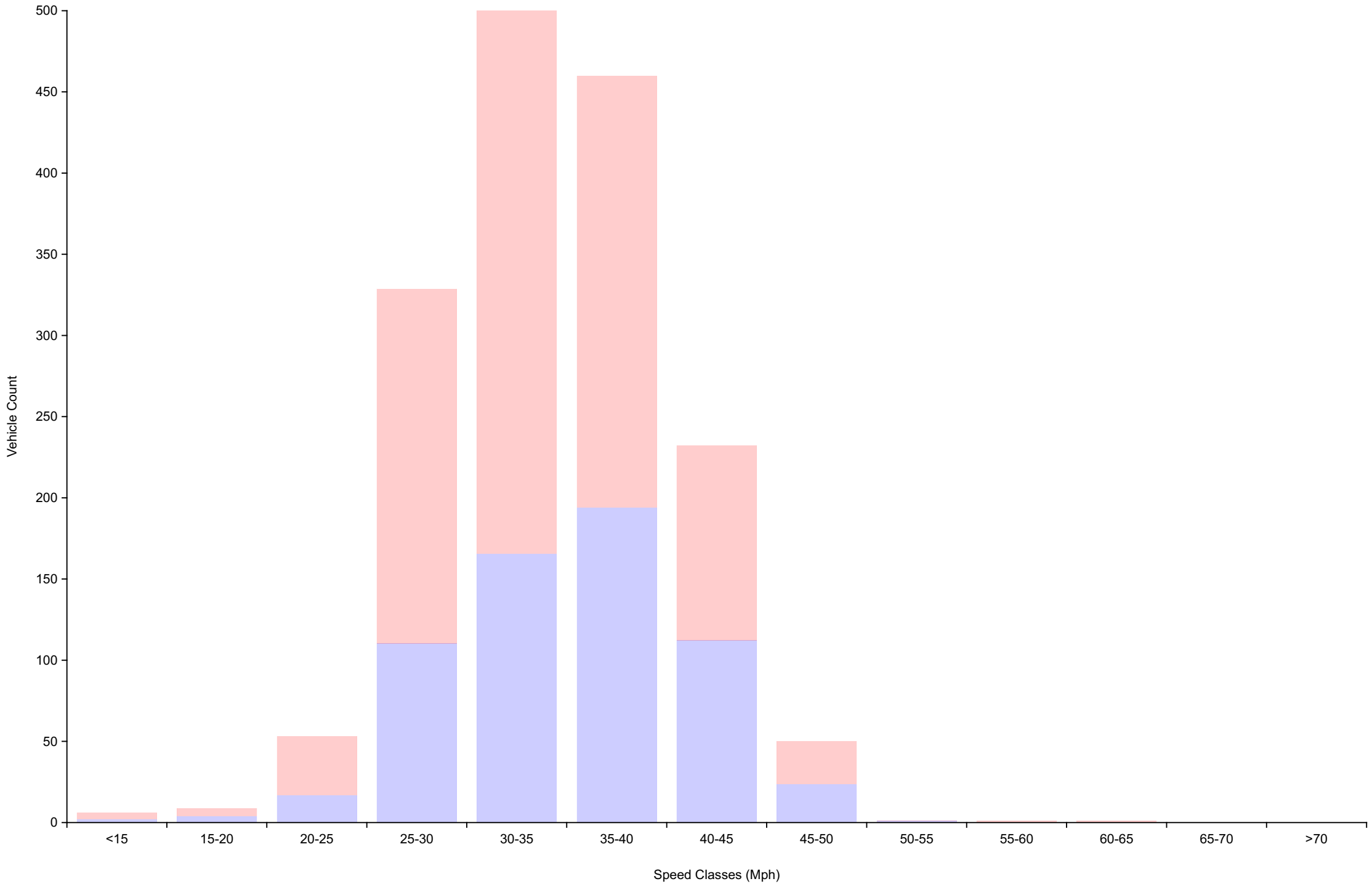
# Vehicle Counts By Hour

Daily Overview for Fri Oct 13 2023  
(60 Minute Resolution)



# Vehicle Counts By Speed Class

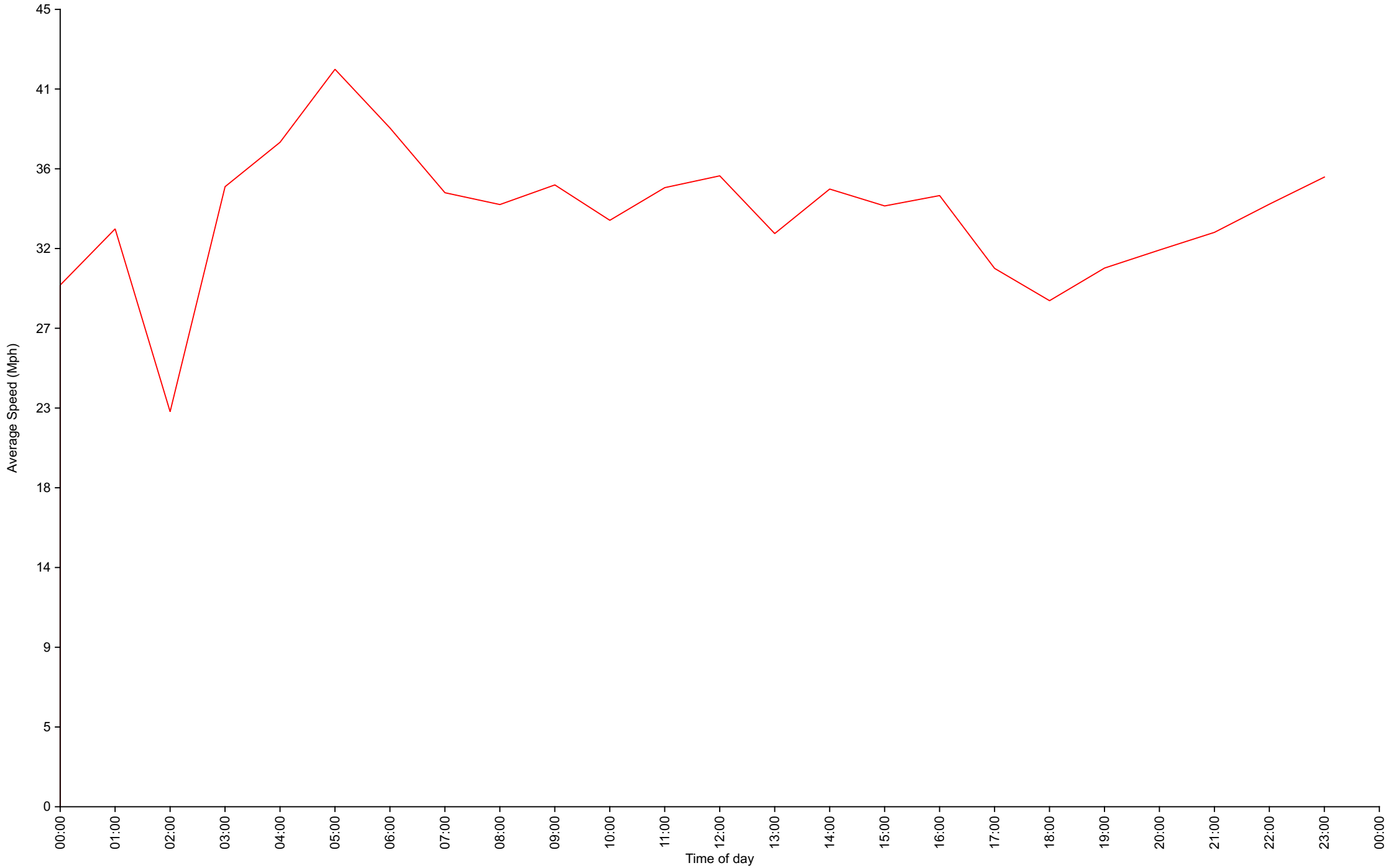
## Daily Overview for Fri Oct 13 2023



# Average Speed By Hour

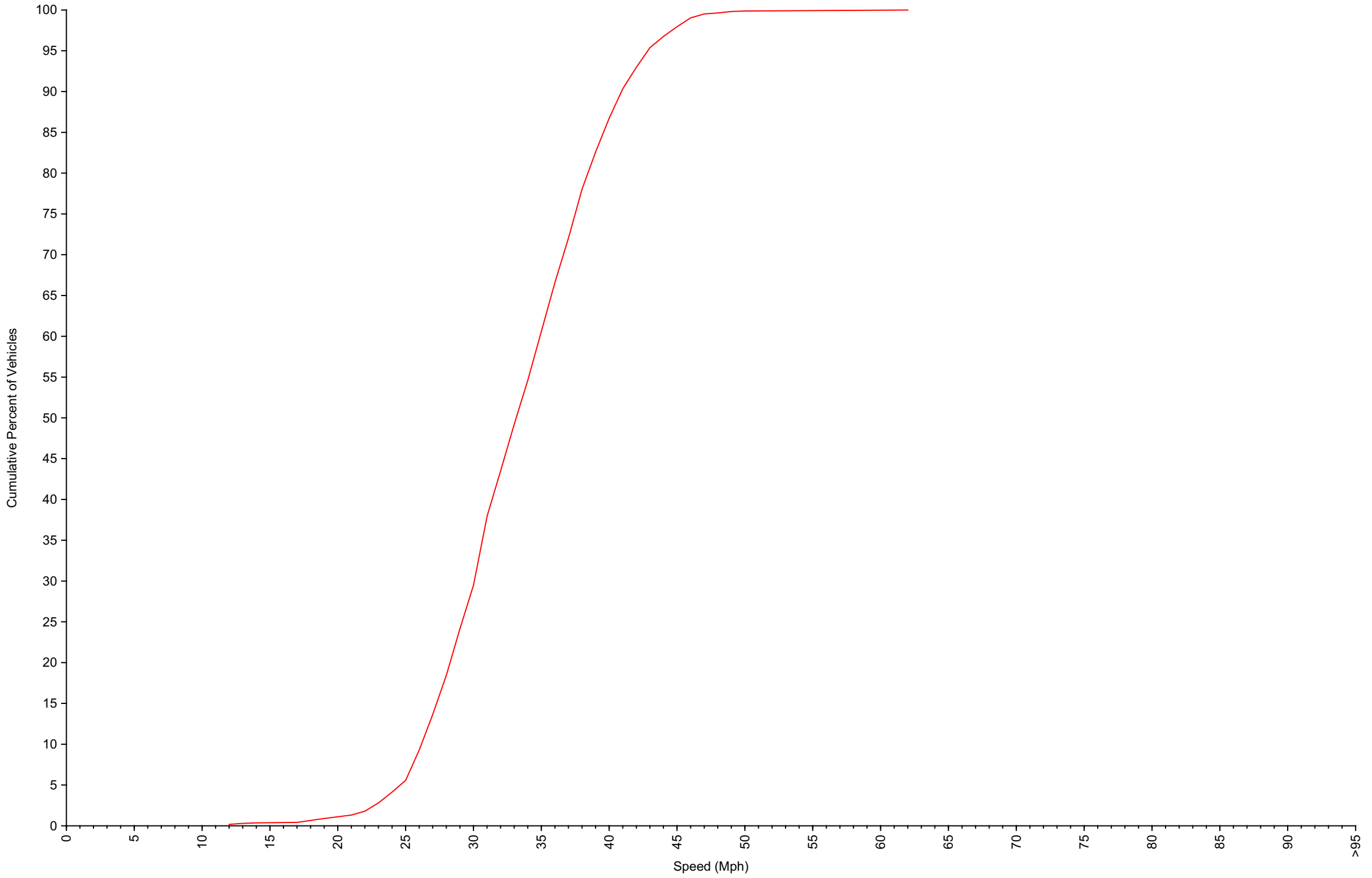
## Daily Overview for Fri Oct 13 2023

(60 Minute Resolution)



# Cumulative Speed Distribution Curve

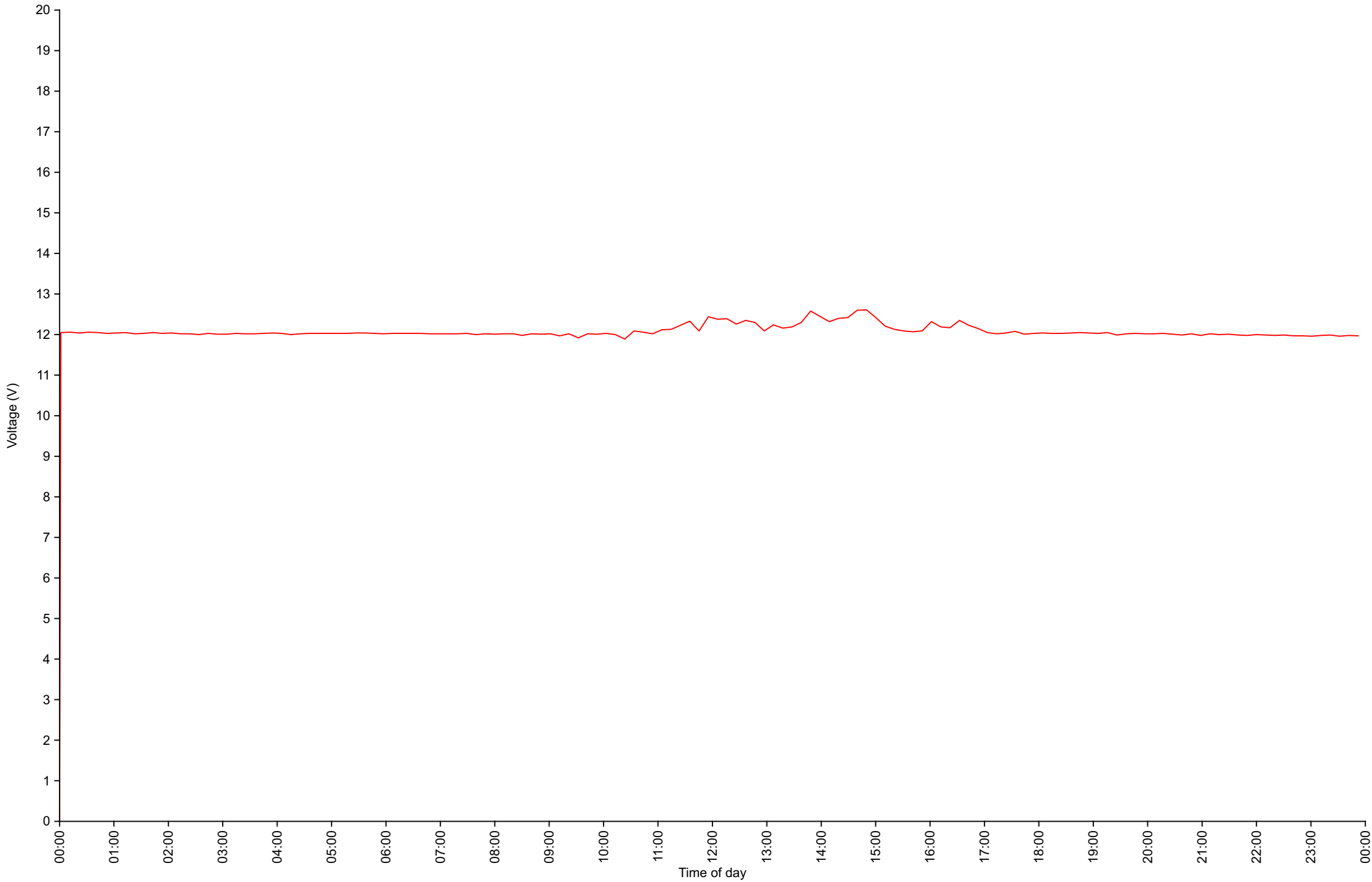
## Daily Overview for Fri Oct 13 2023





# Voltage

## Daily Overview for Fri Oct 13 2023



# Traffic Report

Daily Overview for Sat Oct 14 2023

Vehicle Speed Classes (Mph)

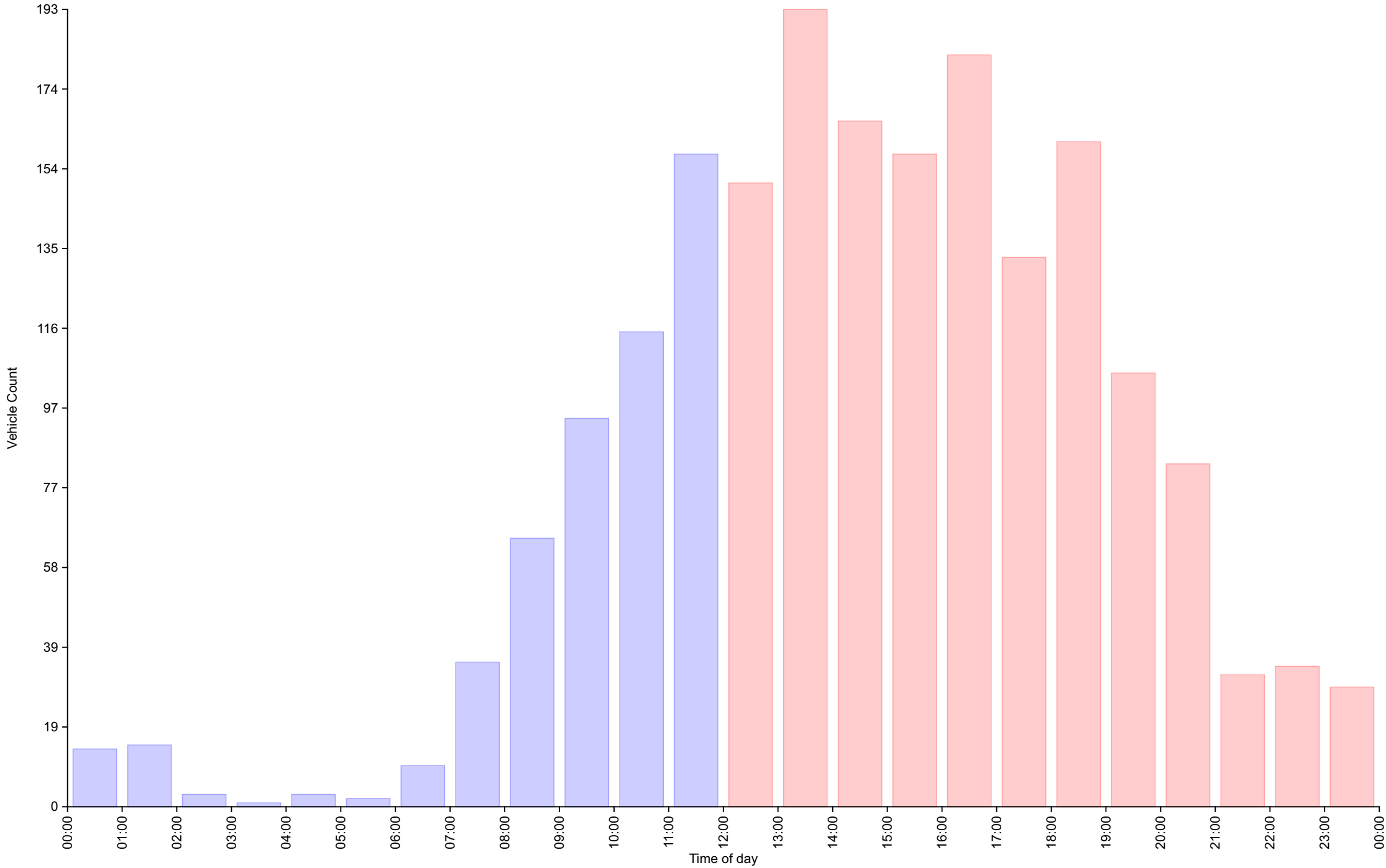
|          | <15   | 15<br>20 | 20<br>25 | 25<br>30  | 30<br>35  | 35<br>40      | 40<br>45  | 45<br>50 | 50<br>55 | 55<br>60 | 60<br>65 | 65<br>70 | >70   | Total      | 85th<br>Percentile |
|----------|-------|----------|----------|-----------|-----------|---------------|-----------|----------|----------|----------|----------|----------|-------|------------|--------------------|
| 00:00    | 0     | 0        | 1        | 2         | 4         | 5             | 2         | 0        | 0        | 0        | 0        | 0        | 0     | 14         | 36.9               |
| 01:00    | 0     | 0        | 0        | 0         | 5         | 7             | 2         | 1        | 0        | 0        | 0        | 0        | 0     | 15         | 41.3               |
| 02:00    | 0     | 0        | 0        | 0         | 0         | 1             | 2         | 0        | 0        | 0        | 0        | 0        | 0     | 3          | 42.5               |
| 03:00    | 0     | 0        | 0        | 0         | 0         | 1             | 0         | 0        | 0        | 0        | 0        | 0        | 0     | 1          | 38.4               |
| 04:00    | 0     | 0        | 0        | 0         | 0         | 2             | 1         | 0        | 0        | 0        | 0        | 0        | 0     | 3          | 40.6               |
| 05:00    | 0     | 0        | 0        | 0         | 0         | 1             | 1         | 0        | 0        | 0        | 0        | 0        | 0     | 2          | 42.5               |
| 06:00    | 0     | 0        | 0        | 2         | 2         | 5             | 0         | 1        | 0        | 0        | 0        | 0        | 0     | 10         | 37.9               |
| 07:00    | 0     | 0        | 0        | 5         | 4         | 11            | 11        | 4        | 0        | 0        | 0        | 0        | 0     | 35         | 42.6               |
| 08:00    | 0     | 0        | 1        | 6         | 20        | 16            | 13        | 8        | 1        | 0        | 0        | 0        | 0     | 65         | <b>43.2</b>        |
| 09:00    | 0     | 0        | 0        | 11        | 21        | 32            | 22        | 7        | 1        | 0        | 0        | 0        | 0     | 94         | 41.7               |
| 10:00    | 0     | 0        | <b>3</b> | 11        | 30        | 41            | 25        | 4        | 1        | 0        | 0        | 0        | 0     | 115        | 40.9               |
| 11:00    | 0     | 0        | 2        | <b>21</b> | <b>47</b> | <b>45</b>     | <b>31</b> | <b>9</b> | <b>2</b> | <b>1</b> | 0        | 0        | 0     | <b>158</b> | 40.9               |
| 12:00    | 0     | <b>2</b> | 1        | 19        | 42        | 52            | 28        | 6        | 1        | 0        | 0        | 0        | 0     | 151        | 40.7               |
| 13:00    | 0     | 0        | 3        | 26        | 51        | <b>75</b>     | 30        | 7        | 1        | 0        | 0        | 0        | 0     | <b>193</b> | 40.0               |
| 14:00    | 0     | 0        | 2        | 26        | 44        | 50            | <b>37</b> | 5        | 2        | 0        | 0        | 0        | 0     | 166        | 40.9               |
| 15:00    | 0     | 0        | 3        | 29        | 43        | 54            | 24        | 3        | 2        | 0        | 0        | 0        | 0     | 158        | 39.5               |
| 16:00    | 0     | 1        | 1        | 19        | <b>54</b> | 62            | 36        | 5        | <b>4</b> | 0        | 0        | 0        | 0     | 182        | 41.0               |
| 17:00    | 0     | 0        | 3        | 19        | 33        | 44            | 26        | <b>8</b> | 0        | 0        | 0        | 0        | 0     | 133        | 41.7               |
| 18:00    | 0     | 0        | <b>4</b> | <b>31</b> | 42        | 53            | 25        | 6        | 0        | 0        | 0        | 0        | 0     | 161        | 40.2               |
| 19:00    | 0     | 0        | 2        | 19        | 34        | 31            | 18        | 1        | 0        | 0        | 0        | 0        | 0     | 105        | 40.0               |
| 20:00    | 0     | 0        | 1        | 17        | 28        | 17            | 11        | 8        | 1        | 0        | 0        | 0        | 0     | 83         | 41.7               |
| 21:00    | 0     | 0        | 0        | 4         | 12        | 10            | 4         | 1        | 1        | 0        | 0        | 0        | 0     | 32         | 39.6               |
| 22:00    | 0     | 0        | 1        | 6         | 12        | 10            | 3         | 2        | 0        | 0        | 0        | 0        | 0     | 34         | 38.9               |
| 23:00    | 0     | 0        | 0        | 3         | 8         | 11            | 5         | 2        | 0        | 0        | 0        | 0        | 0     | 29         | <b>41.6</b>        |
| AM Total | 0     | 0        | 7        | 58        | 133       | <b>167</b>    | 110       | 34       | 5        | 1        | 0        | 0        | 0     |            |                    |
| PM Total | 0     | 3        | 21       | 218       | 403       | <b>469</b>    | 247       | 54       | 12       | 0        | 0        | 0        | 0     |            |                    |
| Total    | 0     | 3        | 28       | 276       | 536       | <b>636</b>    | 357       | 88       | 17       | 1        | 0        | 0        | 0     |            |                    |
| Percent  | 0.00% | 0.15%    | 1.44%    | 14.21%    | 27.60%    | <b>32.75%</b> | 18.38%    | 4.53%    | 0.88%    | 0.05%    | 0.00%    | 0.00%    | 0.00% |            |                    |

Total Vehicles : 1942  
 30th Percentile : 31.9 MPH  
 50th Percentile : 35.0 MPH  
 85th Percentile : 40.8 MPH  
 95th Percentile : 44.3 MPH  
 Average Speed : 35.4 MPH  
 Highest Speed : 55.5 MPH

# Vehicle Counts By Hour

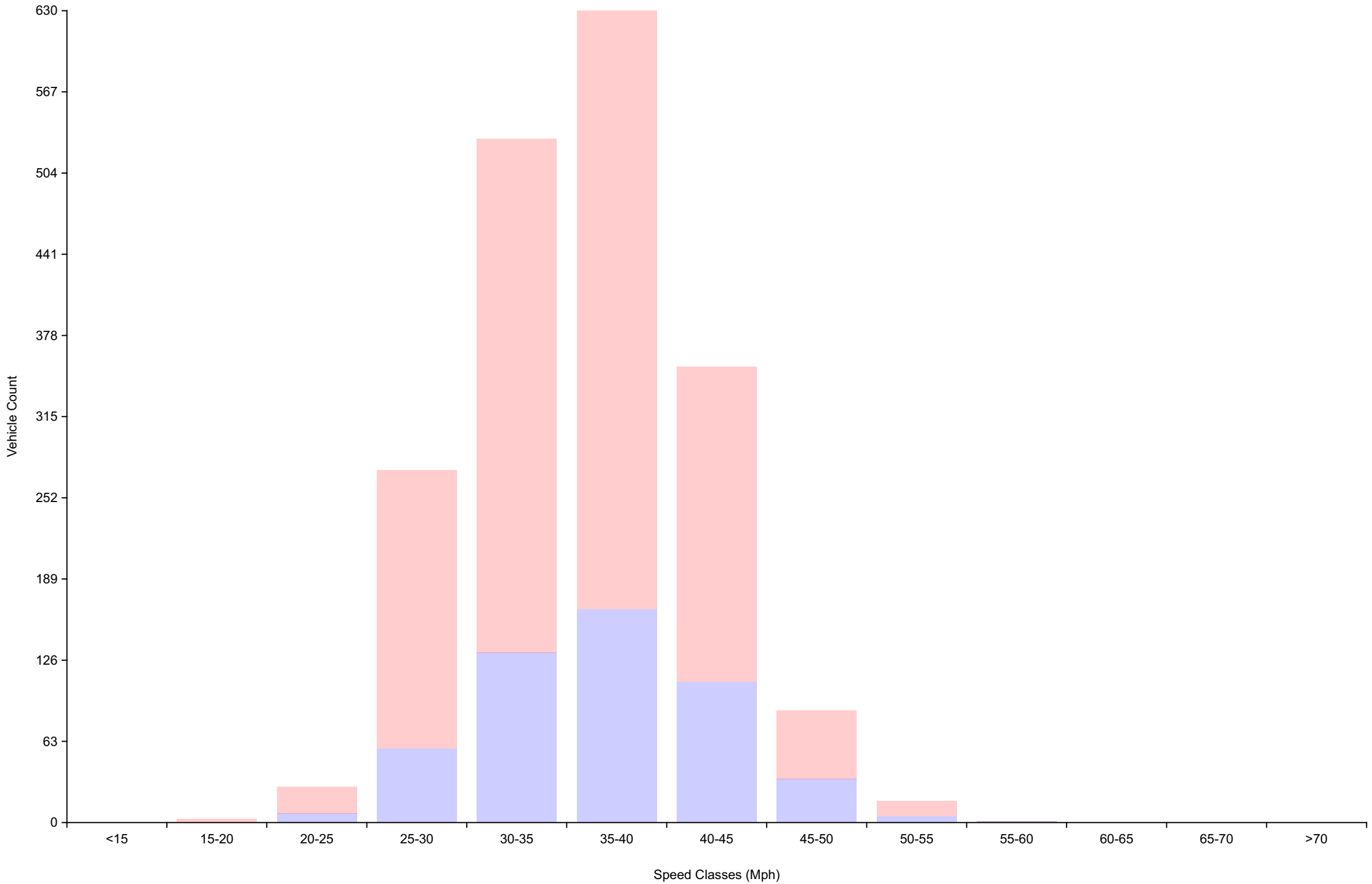
## Daily Overview for Sat Oct 14 2023

(60 Minute Resolution)



# Vehicle Counts By Speed Class

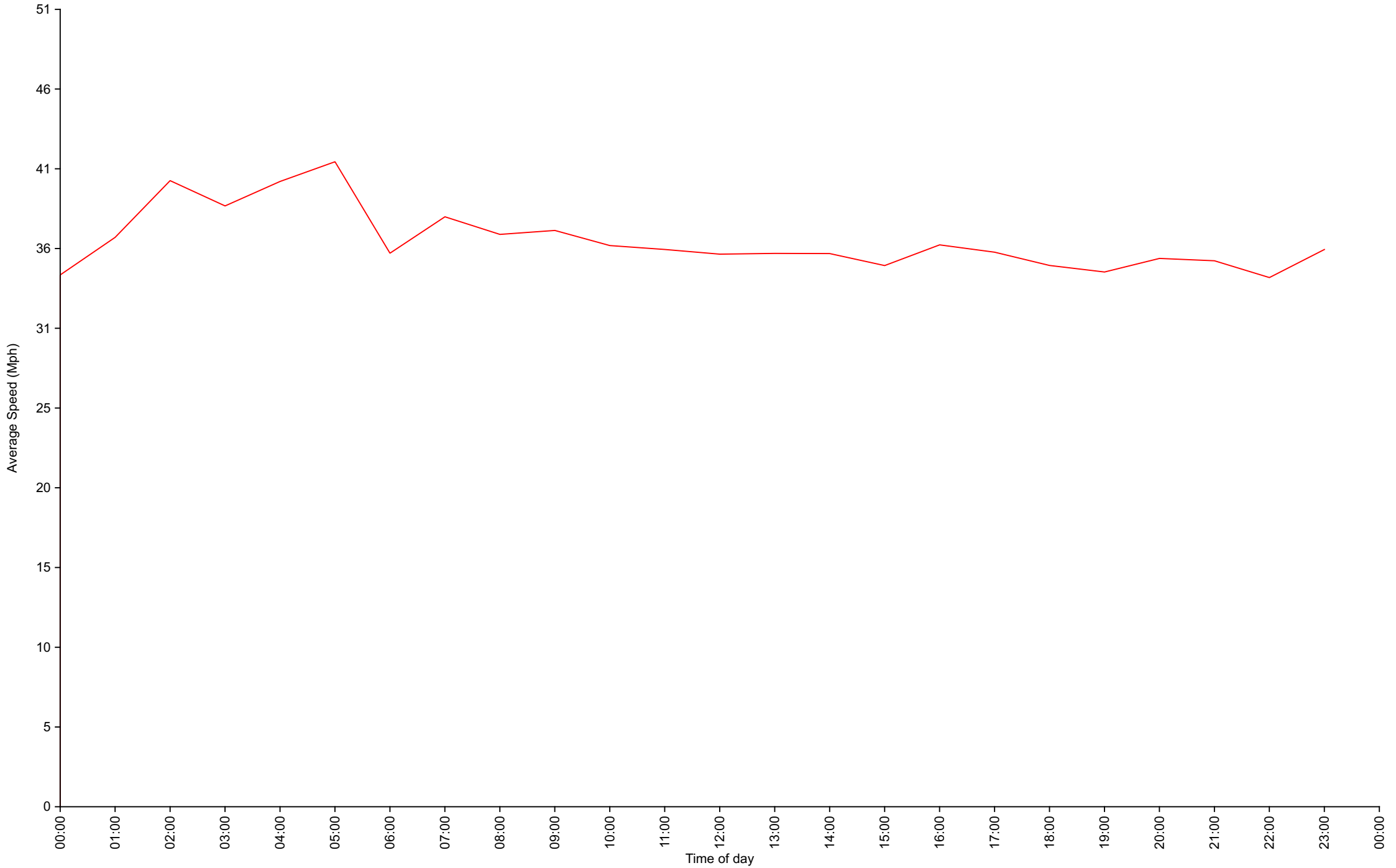
## Daily Overview for Sat Oct 14 2023



# Average Speed By Hour

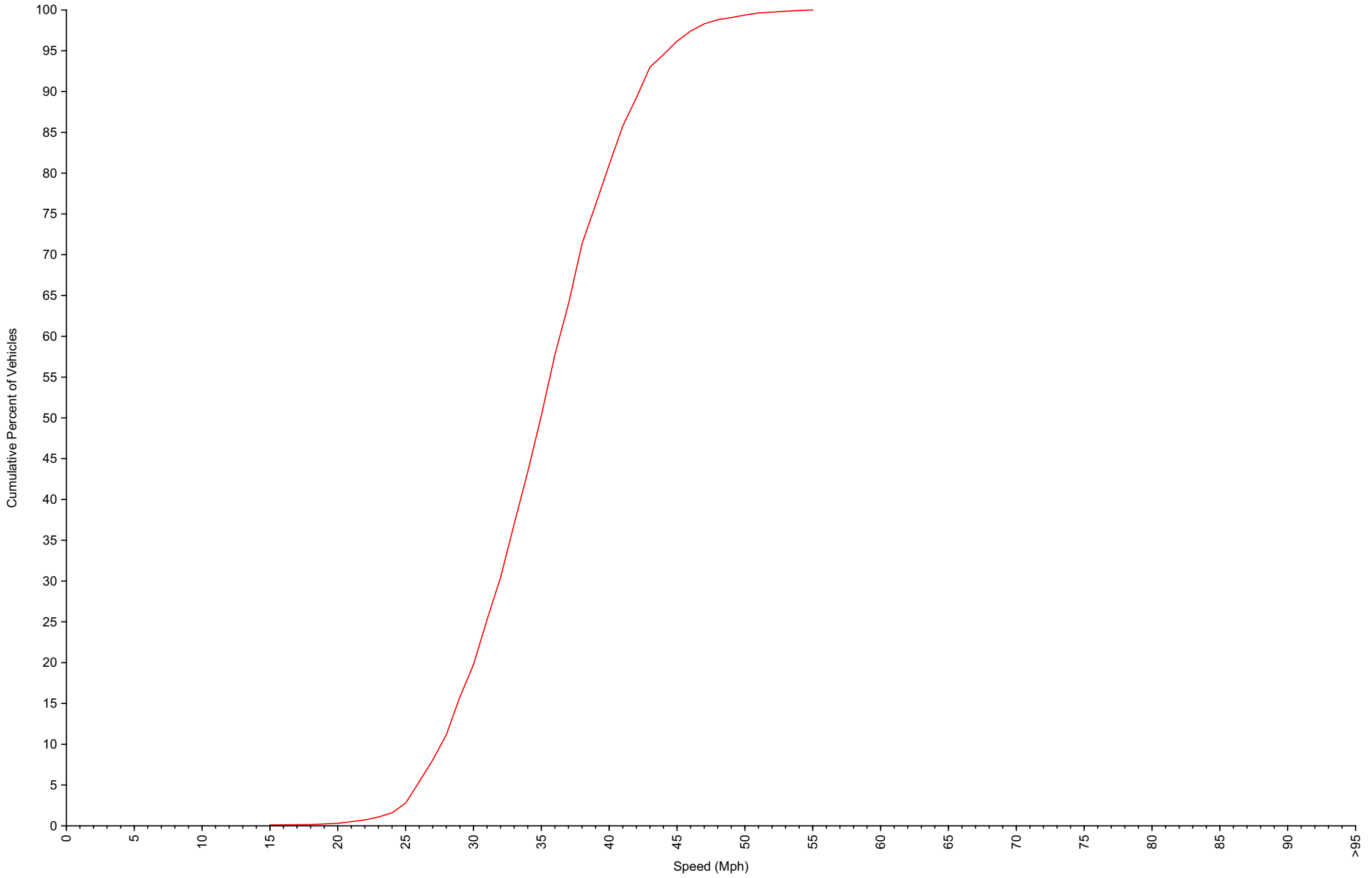
## Daily Overview for Sat Oct 14 2023

(60 Minute Resolution)



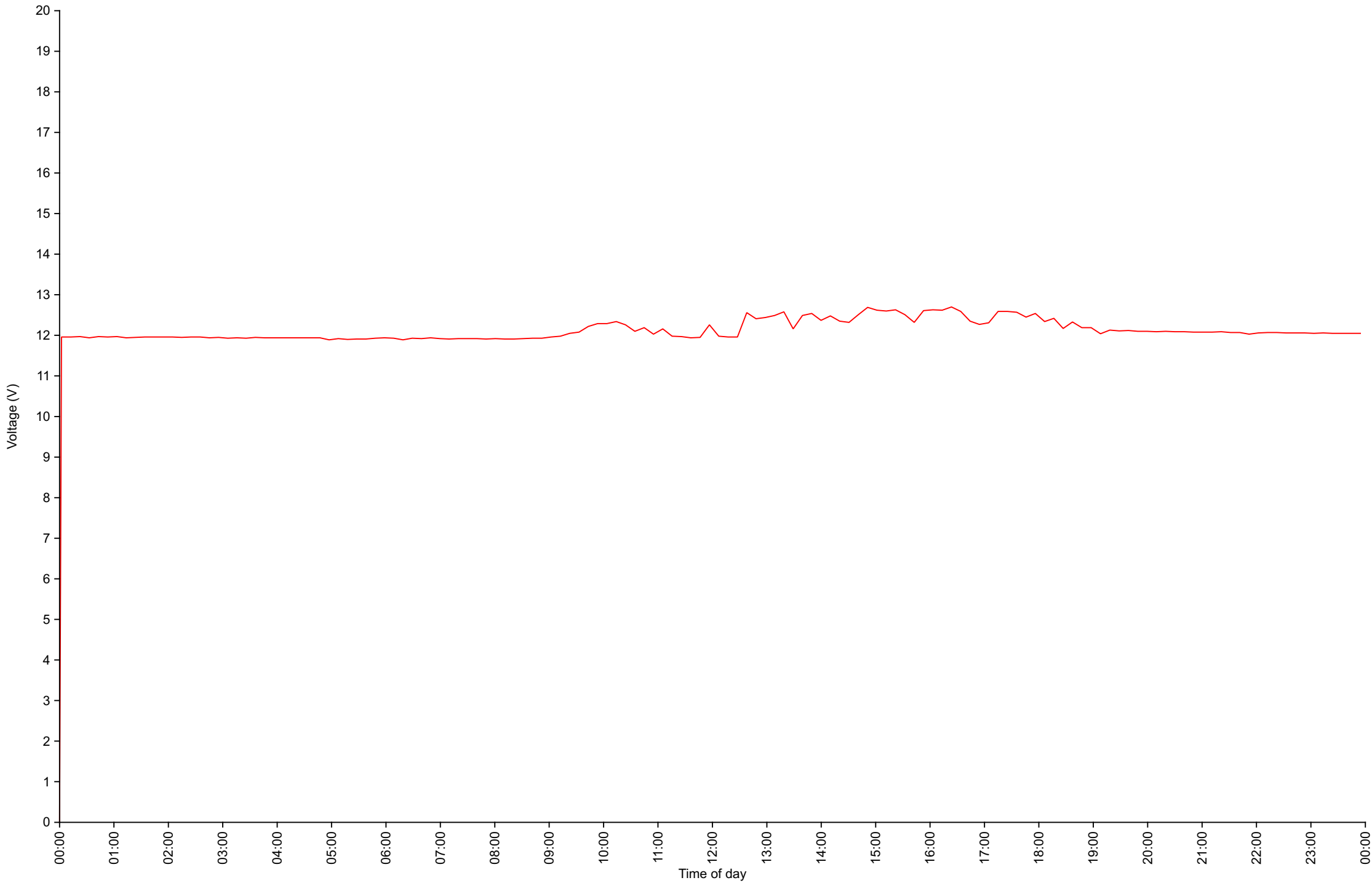
# Cumulative Speed Distribution Curve

## Daily Overview for Sat Oct 14 2023



# Voltage

## Daily Overview for Sat Oct 14 2023



# Traffic Report

Daily Overview for Sun Oct 15 2023

Vehicle Speed Classes (Mph)

|          | <15      | 15<br>20 | 20<br>25 | 25<br>30  | 30<br>35  | 35<br>40      | 40<br>45  | 45<br>50 | 50<br>55 | 55<br>60 | 60<br>65 | 65<br>70 | >70   | Total      | 85th<br>Percentile |
|----------|----------|----------|----------|-----------|-----------|---------------|-----------|----------|----------|----------|----------|----------|-------|------------|--------------------|
| 00:00    | 0        | 0        | 1        | 4         | 7         | 5             | 3         | 0        | 1        | 0        | 0        | 0        | 0     | 21         | 39.4               |
| 01:00    | 0        | 0        | 0        | 2         | 4         | 7             | 4         | 2        | 0        | 0        | 0        | 0        | 0     | 19         | 42.7               |
| 02:00    | 0        | 0        | 0        | 0         | 4         | 1             | 3         | 2        | 0        | 0        | 0        | 0        | 0     | 10         | <b>44.0</b>        |
| 03:00    | 0        | 0        | 0        | 1         | 1         | 2             | 1         | 0        | 0        | 0        | 0        | 0        | 0     | 5          | 38.5               |
| 04:00    | 0        | 0        | 0        | 0         | 1         | 1             | 1         | 0        | 0        | 0        | 0        | 0        | 0     | 3          | 39.1               |
| 05:00    | 0        | 0        | 0        | 0         | 1         | 0             | 0         | 0        | 0        | 0        | 0        | 0        | 0     | 1          | 30.5               |
| 06:00    | 0        | 0        | 0        | 1         | 2         | 3             | 3         | 1        | 0        | 0        | 0        | 0        | 0     | 10         | 42.5               |
| 07:00    | 0        | 0        | 0        | 3         | 7         | 4             | 4         | 2        | 1        | 0        | 0        | 0        | 0     | 21         | 42.9               |
| 08:00    | 0        | 0        | 0        | 4         | 15        | 12            | 3         | 2        | 0        | 0        | 0        | 0        | 0     | 36         | 38.8               |
| 09:00    | 0        | 0        | 1        | 10        | 11        | 16            | 13        | 5        | <b>2</b> | 0        | 0        | 0        | 0     | 58         | 43.1               |
| 10:00    | 0        | 0        | <b>3</b> | <b>17</b> | 23        | 39            | 23        | 3        | 0        | 0        | 0        | 0        | 0     | 108        | 40.6               |
| 11:00    | 0        | 0        | 1        | 16        | <b>30</b> | <b>47</b>     | <b>28</b> | <b>9</b> | 0        | 0        | 0        | 0        | 0     | <b>131</b> | 41.7               |
| 12:00    | 0        | 0        | 0        | 22        | 40        | 49            | <b>43</b> | 4        | 0        | 0        | 0        | 0        | 0     | 158        | 40.2               |
| 13:00    | <b>2</b> | <b>1</b> | <b>6</b> | <b>25</b> | 34        | 46            | 22        | 5        | 0        | <b>1</b> | 0        | 0        | 0     | 142        | 39.7               |
| 14:00    | 0        | 1        | 1        | 13        | 44        | <b>80</b>     | 43        | 1        | <b>1</b> | 0        | 0        | 0        | 0     | <b>184</b> | 40.4               |
| 15:00    | 1        | 0        | 2        | 19        | 42        | 39            | 18        | <b>7</b> | 1        | 1        | <b>1</b> | 0        | 0     | 131        | 40.6               |
| 16:00    | 0        | 1        | 3        | 15        | <b>46</b> | 42            | 24        | 3        | 1        | 0        | 0        | 0        | 0     | 135        | 40.5               |
| 17:00    | 0        | 0        | 3        | 12        | 27        | 45            | 17        | 5        | 1        | 0        | 0        | 0        | 0     | 110        | 40.1               |
| 18:00    | 0        | 0        | 2        | 9         | 24        | 31            | 18        | 1        | 1        | 0        | 0        | 0        | 0     | 86         | 40.4               |
| 19:00    | 0        | 0        | 4        | 12        | 24        | 18            | 10        | 3        | 1        | 1        | 0        | 0        | 0     | 73         | 40.0               |
| 20:00    | 0        | 0        | 2        | 8         | 8         | 12            | 5         | 6        | 0        | 0        | 0        | 0        | 0     | 41         | <b>43.8</b>        |
| 21:00    | 0        | 0        | 0        | 2         | 11        | 7             | 3         | 2        | 0        | 0        | 0        | 0        | 0     | 25         | 40.4               |
| 22:00    | 0        | 0        | 0        | 4         | 6         | 5             | 4         | 1        | 1        | 0        | 0        | 0        | 0     | 21         | 40.9               |
| 23:00    | 0        | 0        | 0        | 3         | 5         | 5             | 1         | 1        | 0        | 0        | 0        | 0        | 0     | 15         | 38.8               |
| AM Total | 0        | 0        | 6        | 58        | 106       | <b>137</b>    | 86        | 26       | 4        | 0        | 0        | 0        | 0     |            |                    |
| PM Total | 3        | 3        | 23       | 144       | 311       | <b>379</b>    | 208       | 39       | 7        | 3        | 1        | 0        | 0     |            |                    |
| Total    | 3        | 3        | 29       | 202       | 417       | <b>516</b>    | 294       | 65       | 11       | 3        | 1        | 0        | 0     |            |                    |
| Percent  | 0.19%    | 0.19%    | 1.88%    | 13.08%    | 27.01%    | <b>33.42%</b> | 19.04%    | 4.21%    | 0.71%    | 0.19%    | 0.06%    | 0.00%    | 0.00% |            |                    |

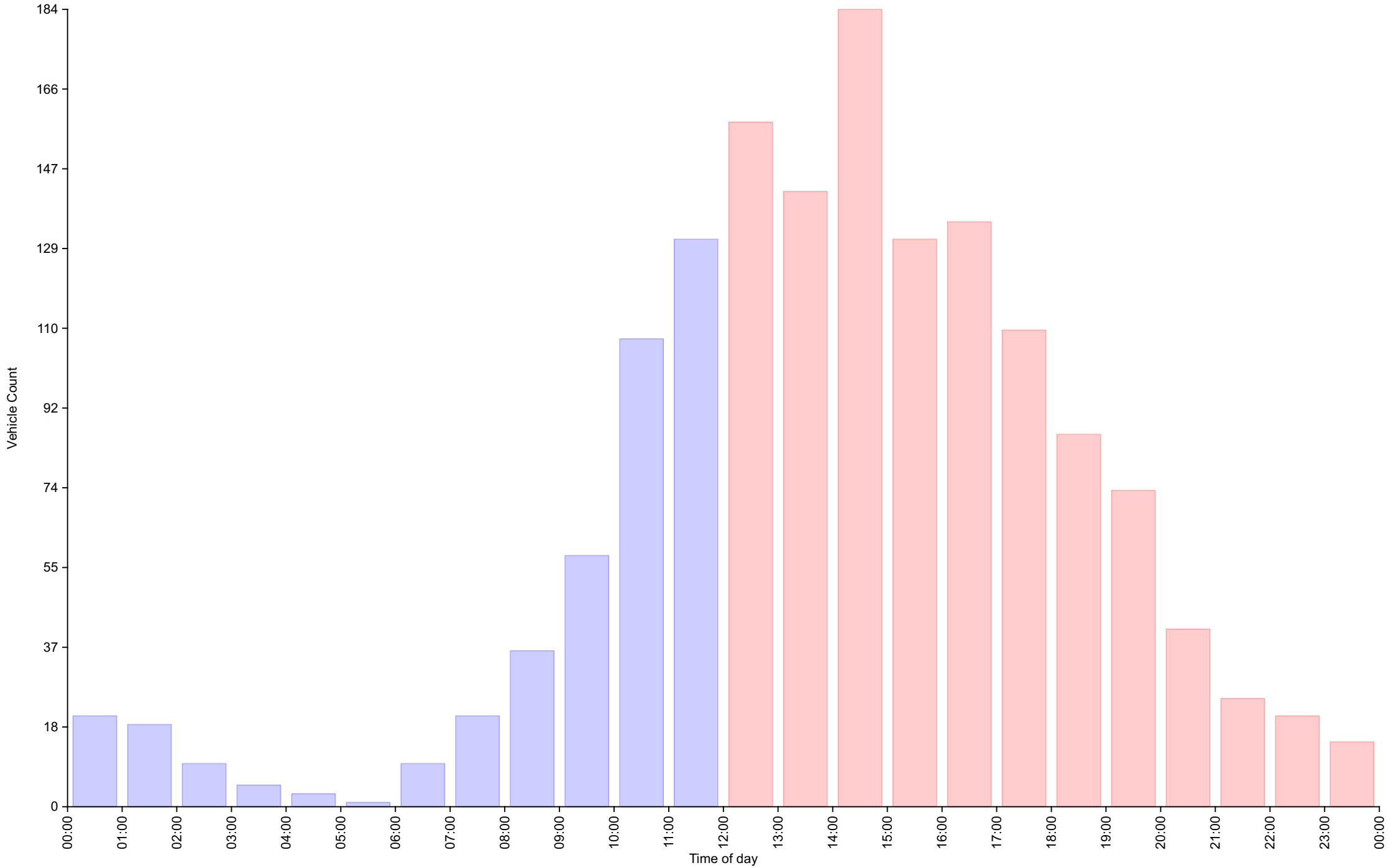
Total Vehicles : 1544  
 30th Percentile : 32.0 MPH  
 50th Percentile : 35.1 MPH  
 85th Percentile : 40.6 MPH  
 95th Percentile : 44.1 MPH  
 Average Speed : 35.5 MPH  
 Highest Speed : 60.8 MPH



# Vehicle Counts By Hour

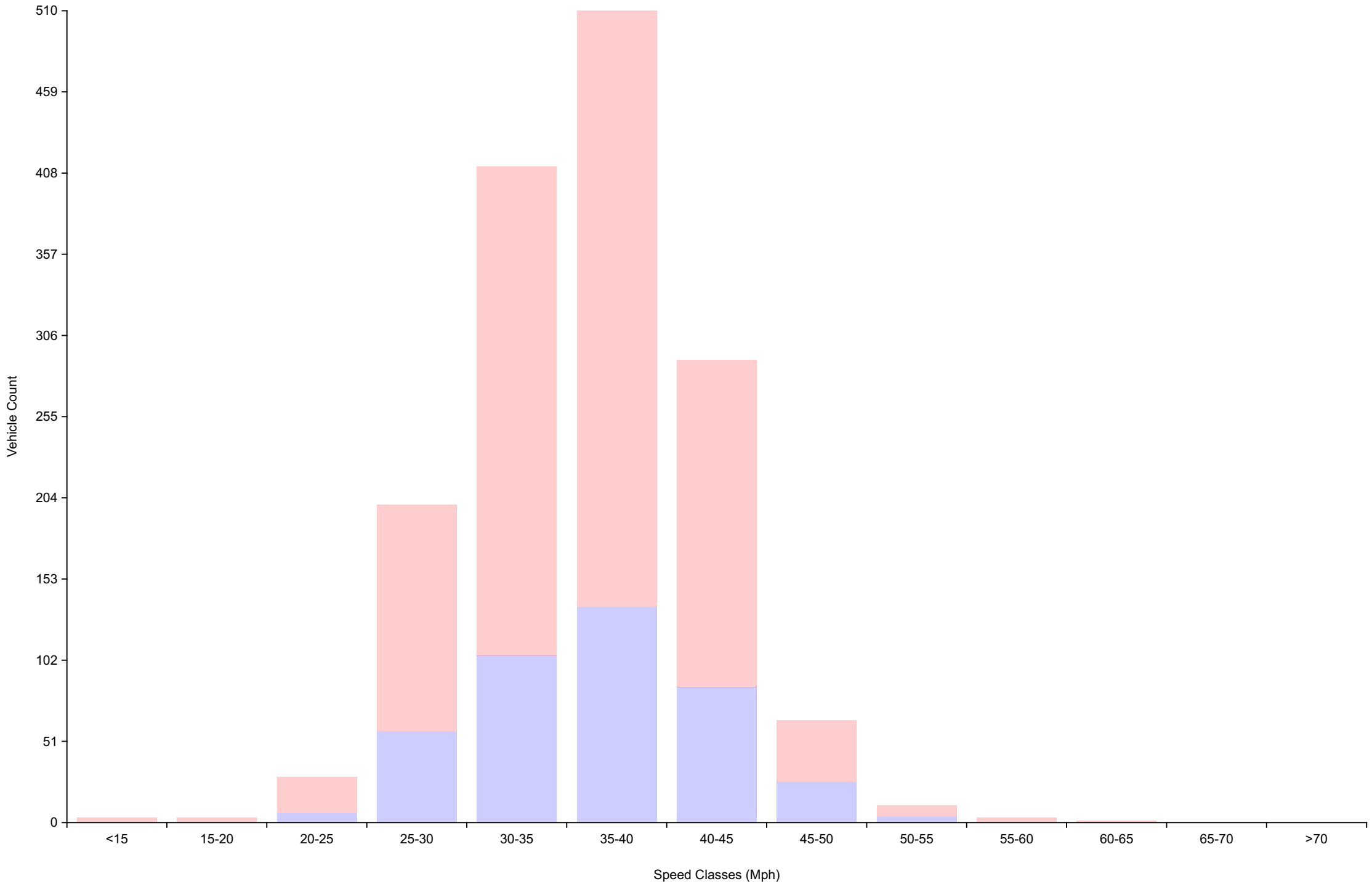
## Daily Overview for Sun Oct 15 2023

(60 Minute Resolution)



# Vehicle Counts By Speed Class

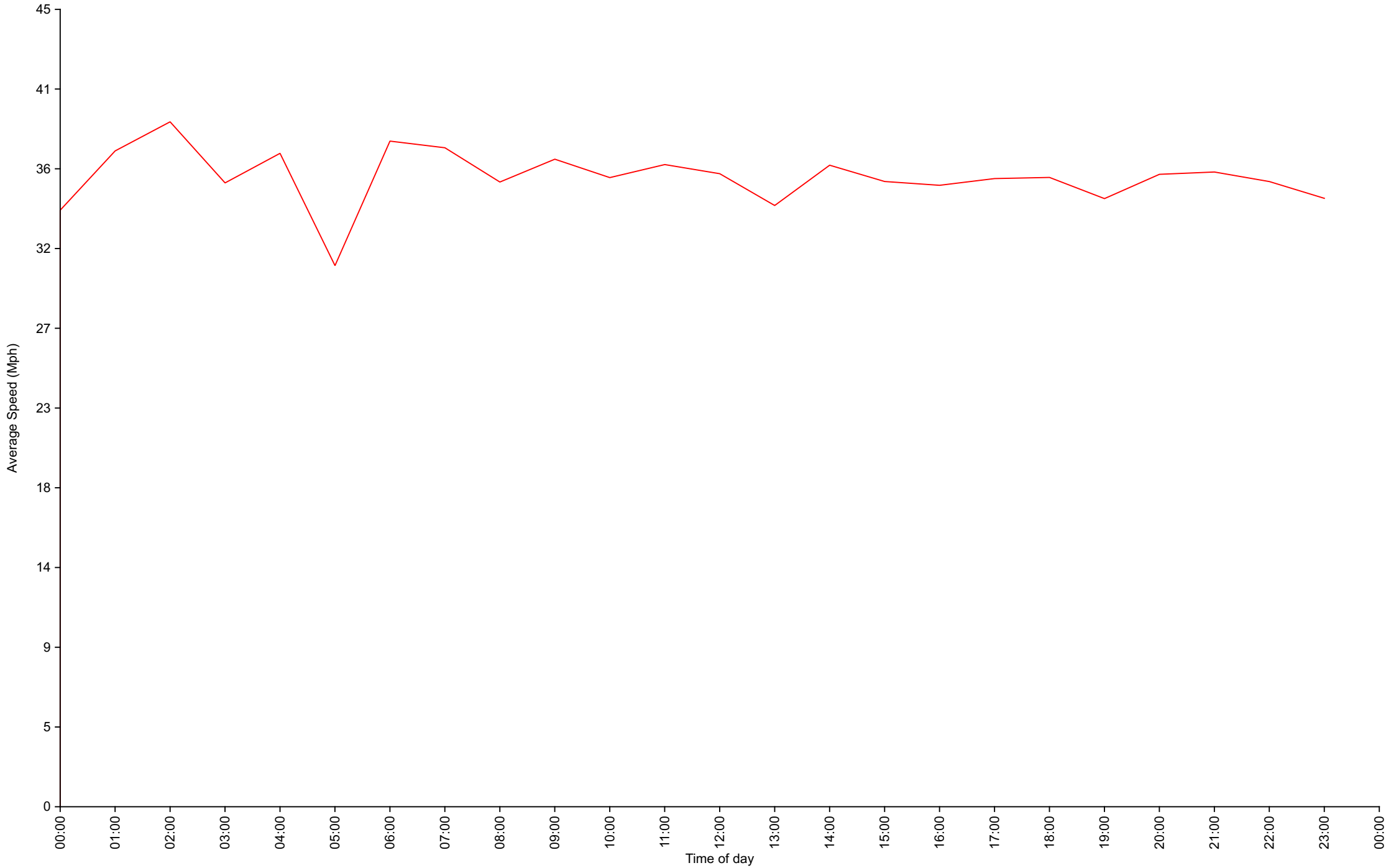
## Daily Overview for Sun Oct 15 2023



# Average Speed By Hour

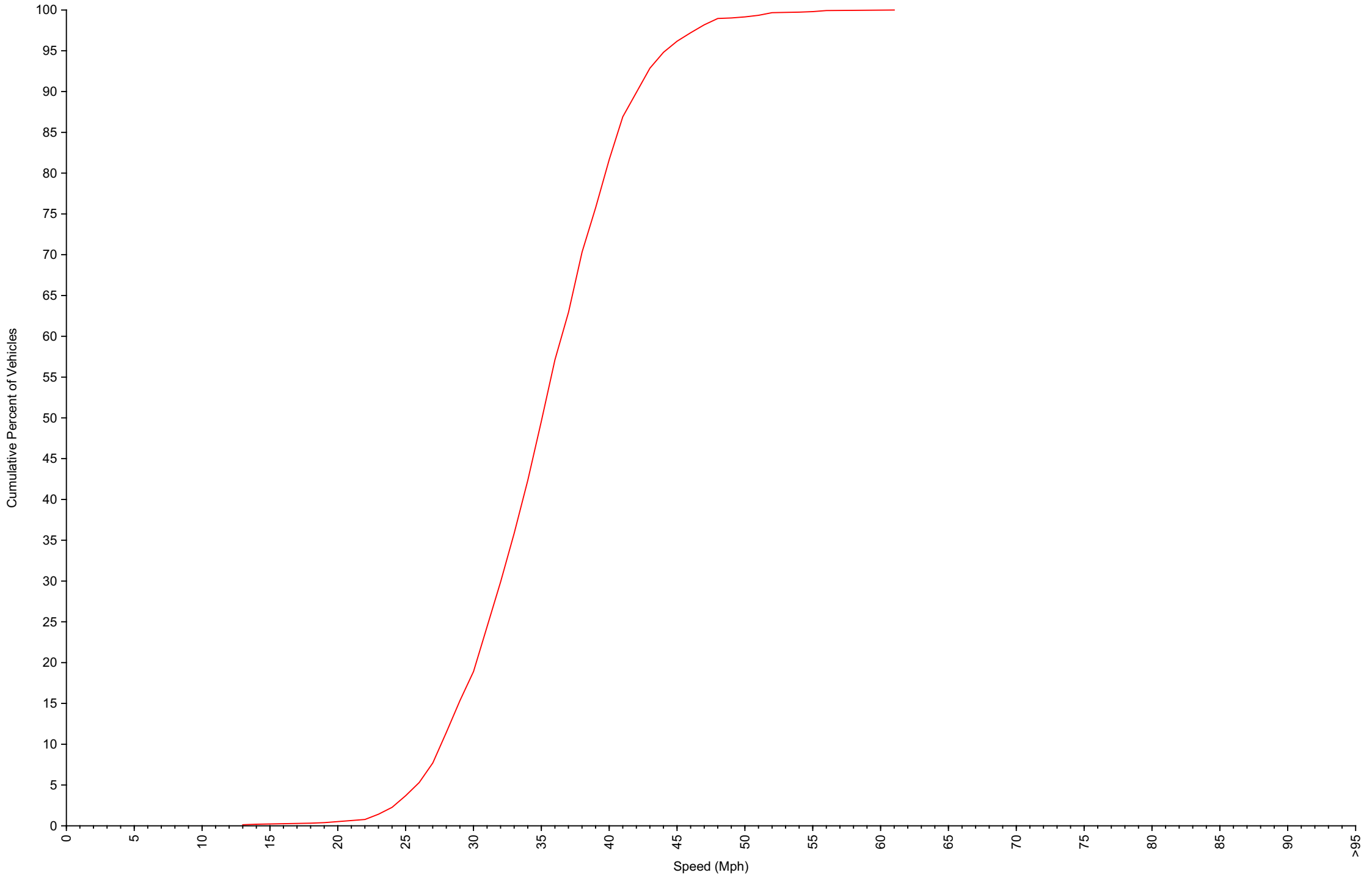
## Daily Overview for Sun Oct 15 2023

(60 Minute Resolution)



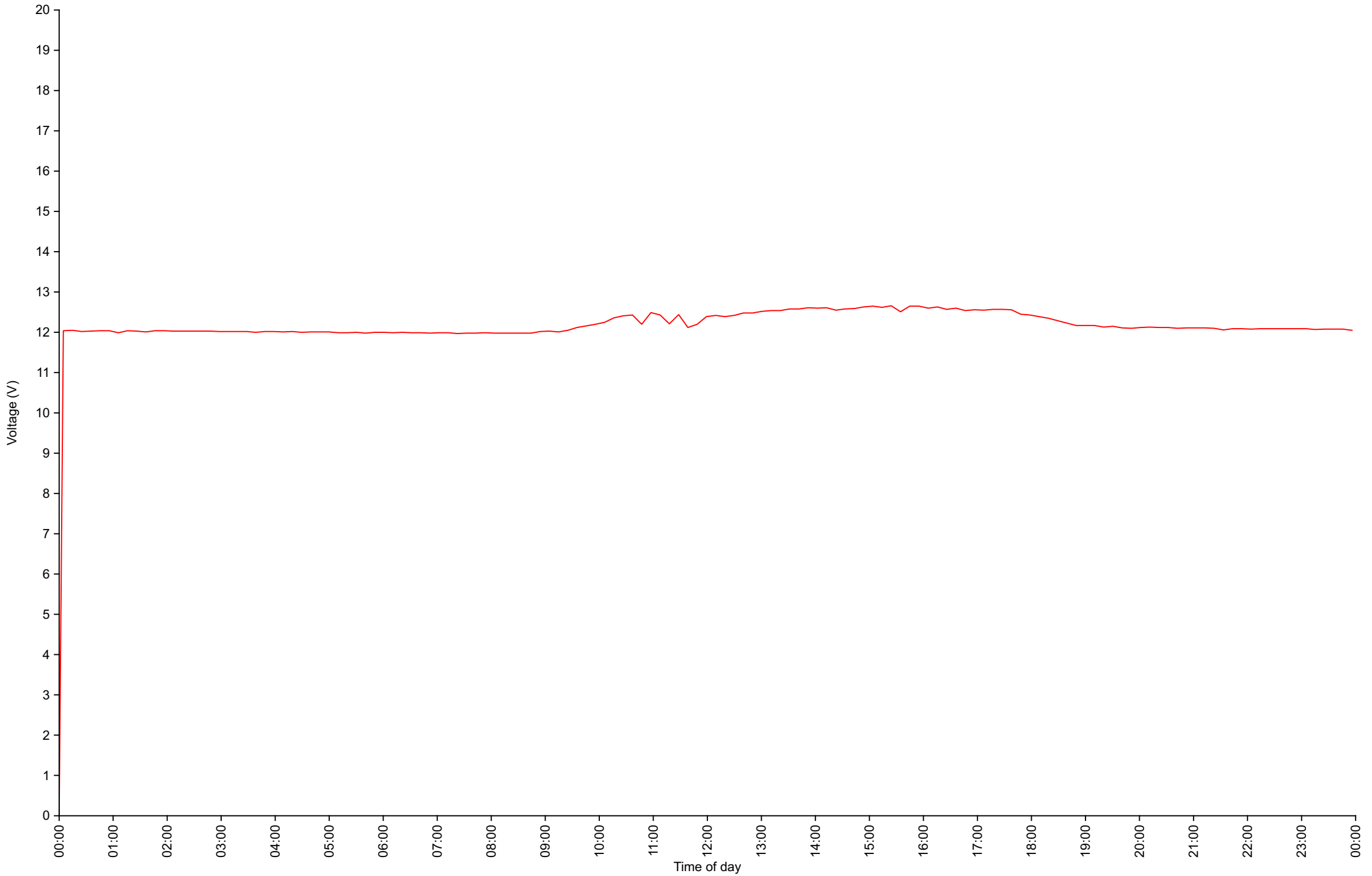
# Cumulative Speed Distribution Curve

## Daily Overview for Sun Oct 15 2023



# Voltage

## Daily Overview for Sun Oct 15 2023



# Traffic Report

Daily Overview for Mon Oct 16 2023

*Vehicle Speed Classes (Mph)*

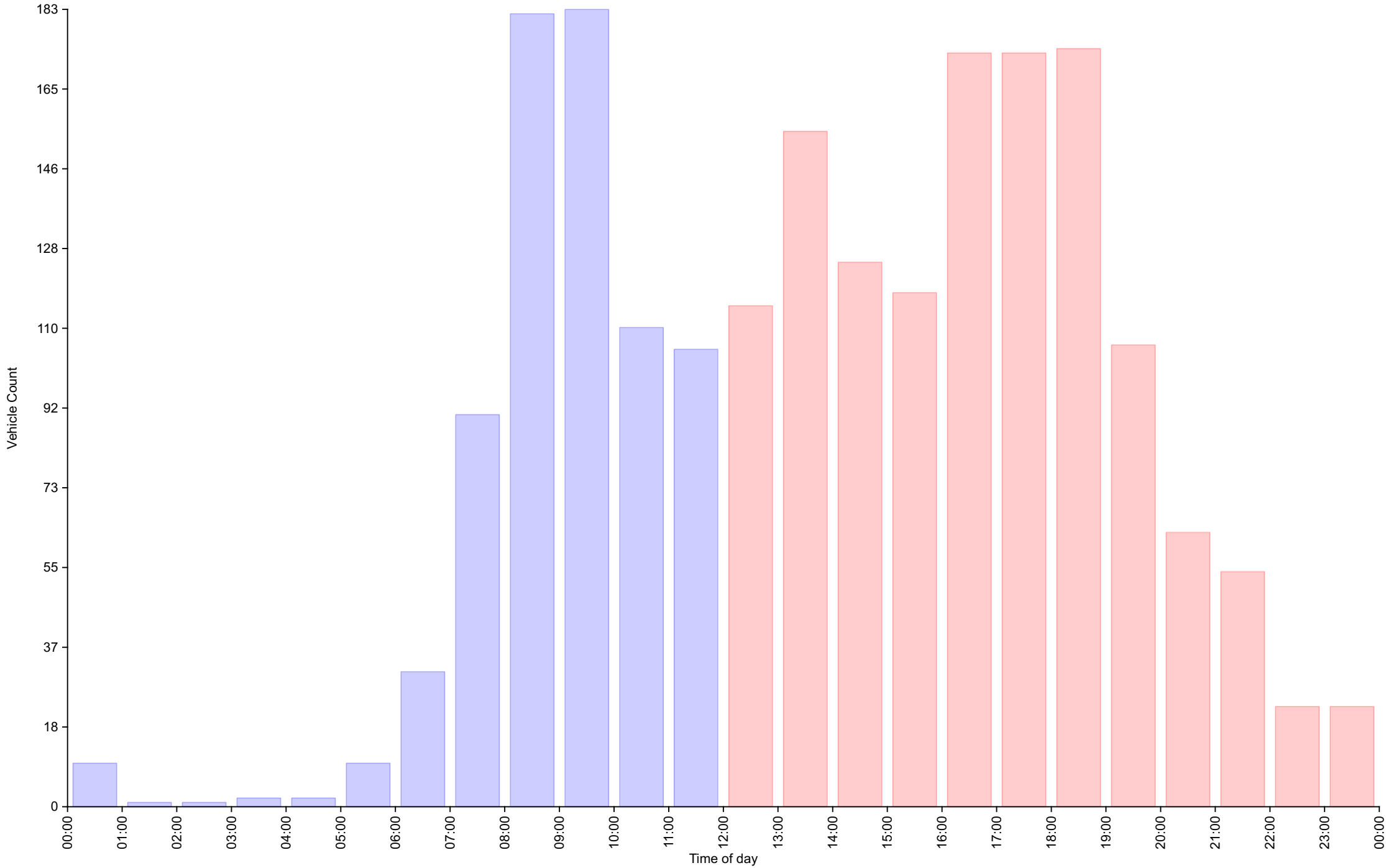
|          | <15      | 15<br>20 | 20<br>25 | 25<br>30  | 30<br>35      | 35<br>40   | 40<br>45  | 45<br>50  | 50<br>55 | 55<br>60 | 60<br>65 | 65<br>70 | >70   | Total      | 85th<br>Percentile |
|----------|----------|----------|----------|-----------|---------------|------------|-----------|-----------|----------|----------|----------|----------|-------|------------|--------------------|
| 00:00    | 0        | 0        | 1        | 2         | 2             | 5          | 0         | 0         | 0        | 0        | 0        | 0        | 0     | 10         | 35.6               |
| 01:00    | 0        | 0        | 0        | 0         | 0             | 1          | 0         | 0         | 0        | 0        | 0        | 0        | 0     | 1          | 37.2               |
| 02:00    | 0        | 0        | 0        | 0         | 0             | 0          | 0         | 1         | 0        | 0        | 0        | 0        | 0     | 1          | <b>47.6</b>        |
| 03:00    | 0        | 0        | 0        | 0         | 0             | 1          | 1         | 0         | 0        | 0        | 0        | 0        | 0     | 2          | 38.8               |
| 04:00    | 0        | 0        | 0        | 0         | 0             | 1          | 1         | 0         | 0        | 0        | 0        | 0        | 0     | 2          | 39.4               |
| 05:00    | 0        | 0        | 0        | 0         | 3             | 3          | 3         | 1         | 0        | 0        | 0        | 0        | 0     | 10         | 42.5               |
| 06:00    | <b>1</b> | 0        | 1        | 2         | 7             | 11         | 3         | 5         | 1        | 0        | 0        | 0        | 0     | 31         | 44.4               |
| 07:00    | 0        | 0        | 3        | 9         | 29            | 26         | 17        | 4         | <b>2</b> | 0        | 0        | 0        | 0     | 90         | 41.4               |
| 08:00    | 0        | 0        | 0        | <b>44</b> | 46            | <b>53</b>  | 28        | <b>10</b> | 1        | 0        | 0        | 0        | 0     | 182        | 40.3               |
| 09:00    | 0        | 0        | 0        | 36        | <b>58</b>     | 47         | <b>35</b> | 7         | 0        | 0        | 0        | 0        | 0     | <b>183</b> | 40.6               |
| 10:00    | 0        | 0        | 4        | 24        | 30            | 30         | 19        | 1         | 2        | 0        | 0        | 0        | 0     | 110        | 39.7               |
| 11:00    | 1        | 0        | <b>6</b> | 24        | 27            | 31         | 13        | 2         | 1        | 0        | 0        | 0        | 0     | 105        | 39.1               |
| 12:00    | 0        | <b>1</b> | 6        | 17        | 31            | 28         | 28        | 4         | 0        | 0        | 0        | 0        | 0     | 115        | 41.6               |
| 13:00    | 0        | 0        | 4        | <b>36</b> | 44            | 41         | 20        | 8         | <b>2</b> | 0        | 0        | 0        | 0     | 155        | 40.4               |
| 14:00    | 0        | 0        | 1        | 19        | 29            | 47         | 18        | <b>11</b> | 0        | 0        | 0        | 0        | 0     | 125        | 40.7               |
| 15:00    | 0        | 0        | 4        | 18        | 33            | 41         | 19        | 2         | 1        | 0        | 0        | 0        | 0     | 118        | 40.4               |
| 16:00    | 0        | 0        | <b>9</b> | 32        | 49            | 52         | 26        | 4         | 1        | 0        | 0        | 0        | 0     | 173        | 39.8               |
| 17:00    | 0        | 1        | 1        | 28        | 57            | <b>60</b>  | 22        | 3         | 1        | 0        | 0        | 0        | 0     | 173        | 39.0               |
| 18:00    | 0        | 0        | 1        | 29        | <b>60</b>     | 48         | <b>30</b> | 6         | 0        | 0        | 0        | 0        | 0     | <b>174</b> | 40.4               |
| 19:00    | 0        | 0        | 2        | 27        | 36            | 22         | 15        | 2         | 2        | 0        | 0        | 0        | 0     | 106        | 39.8               |
| 20:00    | 0        | 0        | 2        | 13        | 18            | 22         | 4         | 4         | 0        | 0        | 0        | 0        | 0     | 63         | 37.9               |
| 21:00    | 0        | 0        | 0        | 9         | 23            | 11         | 7         | 1         | 2        | <b>1</b> | 0        | 0        | 0     | 54         | 40.5               |
| 22:00    | 0        | 0        | 0        | 3         | 7             | 5          | 5         | 3         | 0        | 0        | 0        | 0        | 0     | 23         | <b>42.7</b>        |
| 23:00    | 0        | 0        | 0        | 1         | 6             | 9          | 5         | 2         | 0        | 0        | 0        | 0        | 0     | 23         | 40.3               |
| AM Total | 2        | 0        | 15       | 141       | 202           | <b>209</b> | 120       | 31        | 7        | 0        | 0        | 0        | 0     |            |                    |
| PM Total | 0        | 2        | 30       | 232       | <b>393</b>    | 386        | 199       | 50        | 9        | 1        | 0        | 0        | 0     |            |                    |
| Total    | 2        | 2        | 45       | 373       | <b>595</b>    | 595        | 319       | 81        | 16       | 1        | 0        | 0        | 0     |            |                    |
| Percent  | 0.10%    | 0.10%    | 2.22%    | 18.38%    | <b>29.32%</b> | 29.32%     | 15.72%    | 3.99%     | 0.79%    | 0.05%    | 0.00%    | 0.00%    | 0.00% |            |                    |

Total Vehicles : 2029  
 30th Percentile : 30.7 MPH  
 50th Percentile : 34.0 MPH  
 85th Percentile : 40.3 MPH  
 95th Percentile : 43.9 MPH  
 Average Speed : 34.6 MPH  
 Highest Speed : 54.8 MPH

# Vehicle Counts By Hour

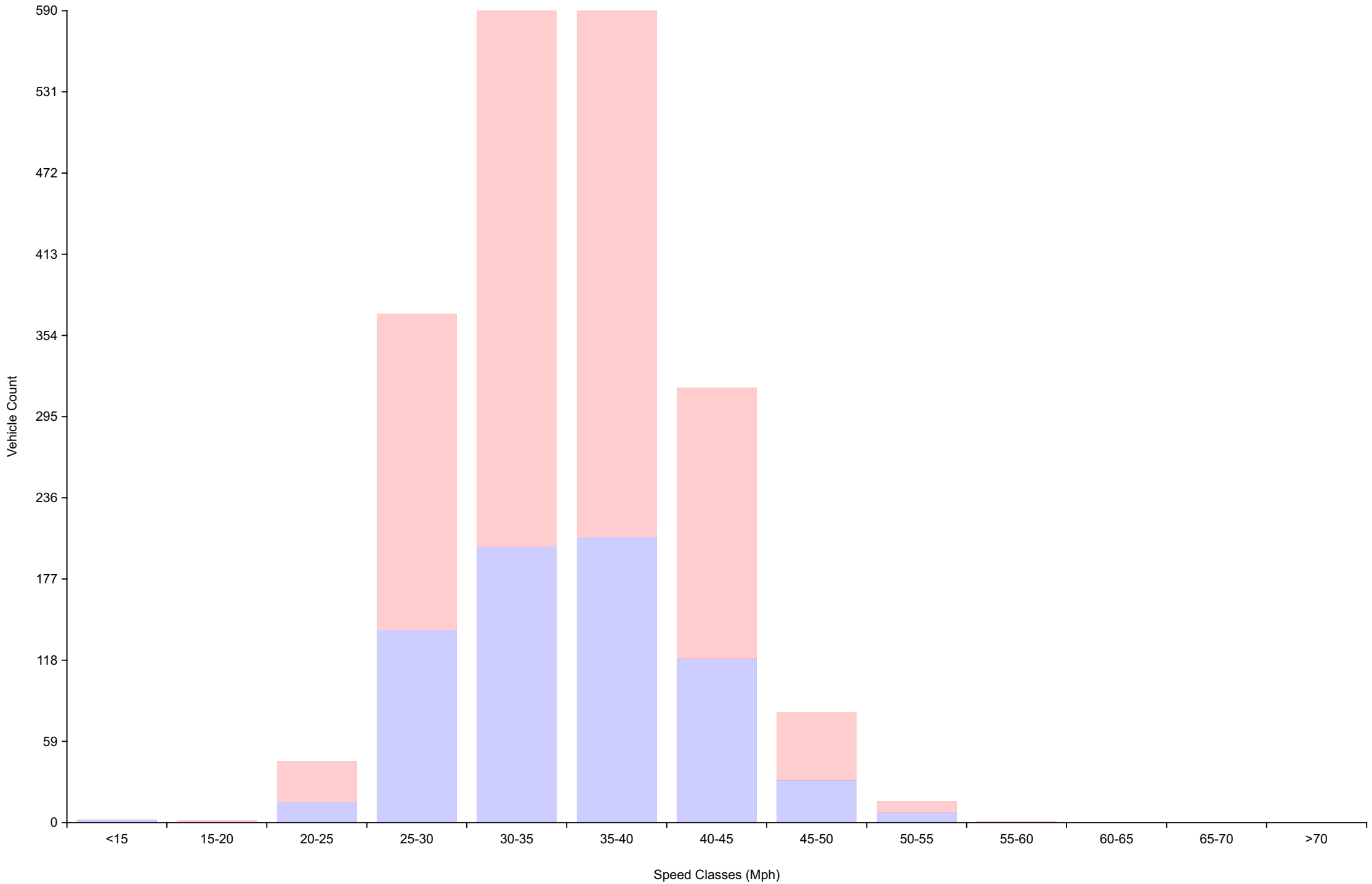
## Daily Overview for Mon Oct 16 2023

(60 Minute Resolution)



# Vehicle Counts By Speed Class

## Daily Overview for Mon Oct 16 2023

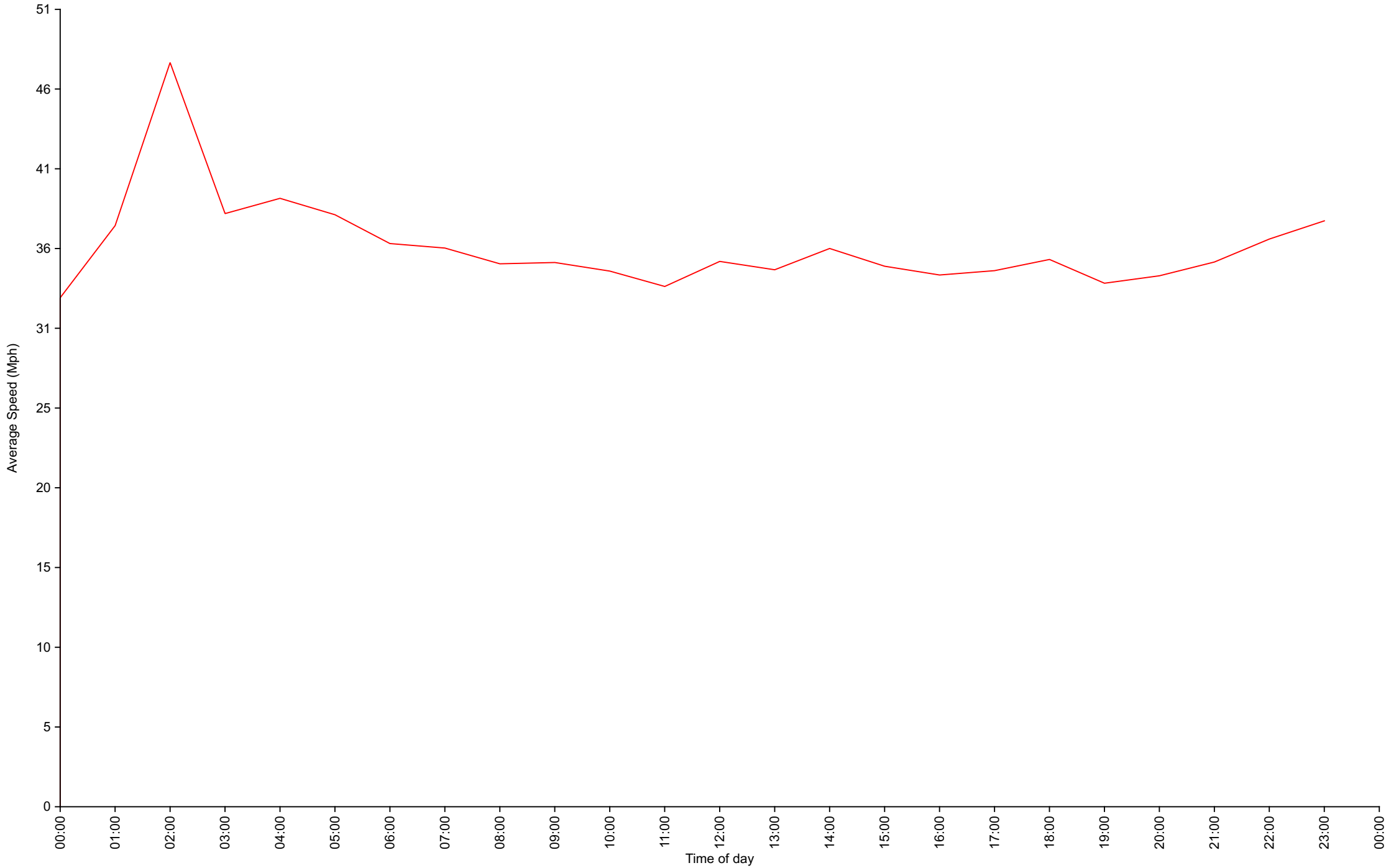




# Average Speed By Hour

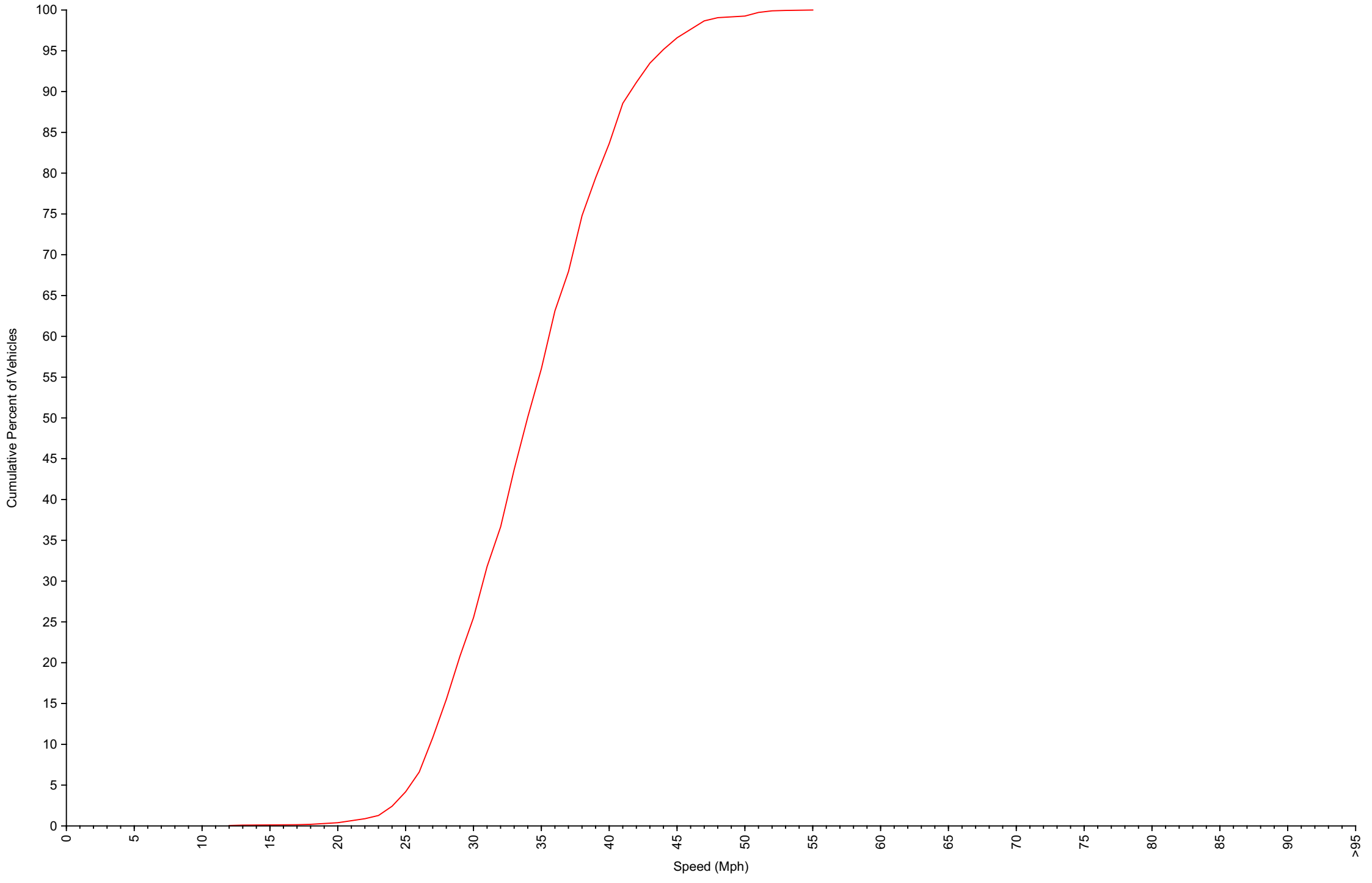
## Daily Overview for Mon Oct 16 2023

(60 Minute Resolution)



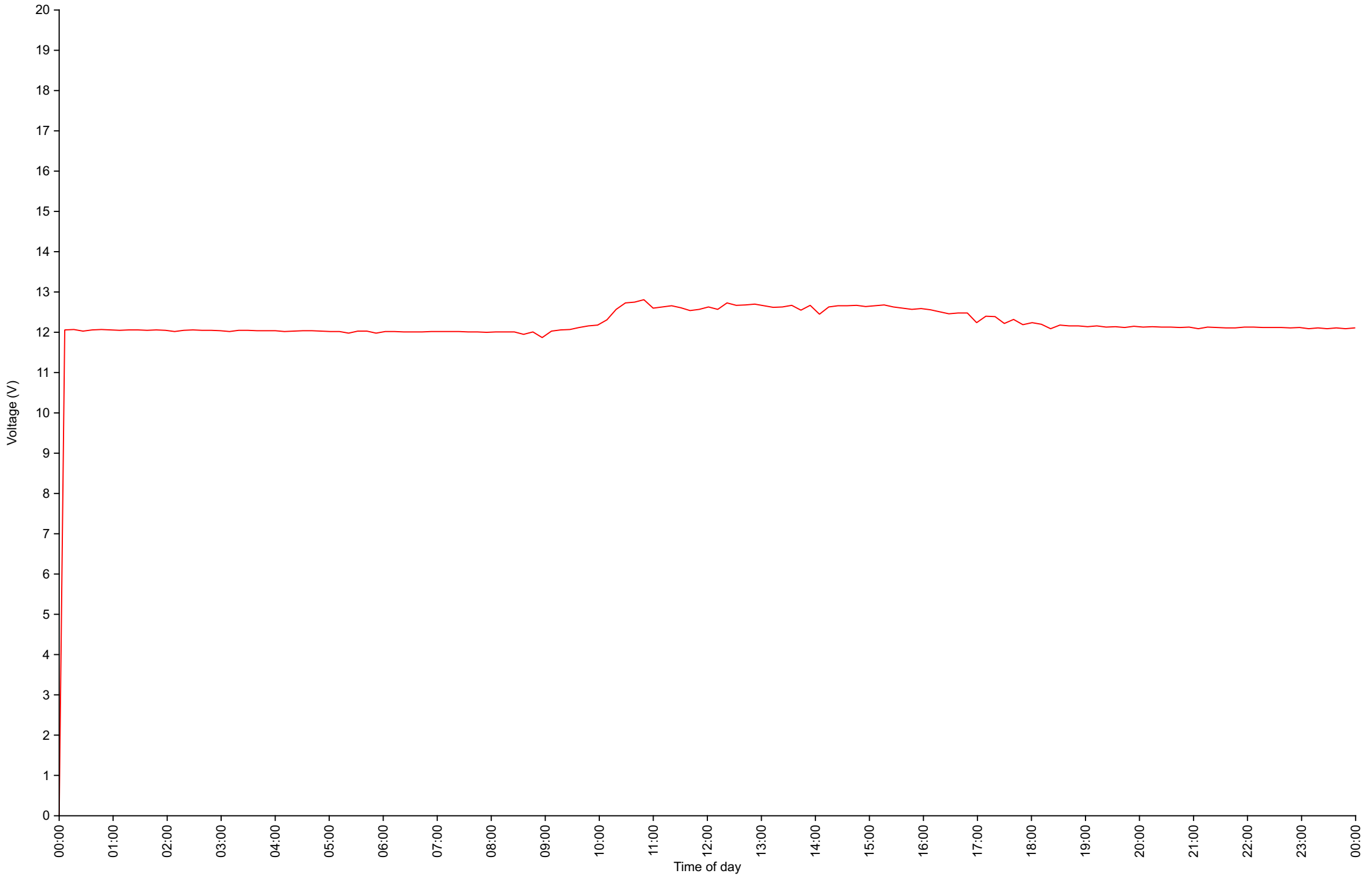
# Cumulative Speed Distribution Curve

## Daily Overview for Mon Oct 16 2023



# Voltage

## Daily Overview for Mon Oct 16 2023



# Traffic Report

Daily Overview for Tue Oct 17 2023

Vehicle Speed Classes (Mph)

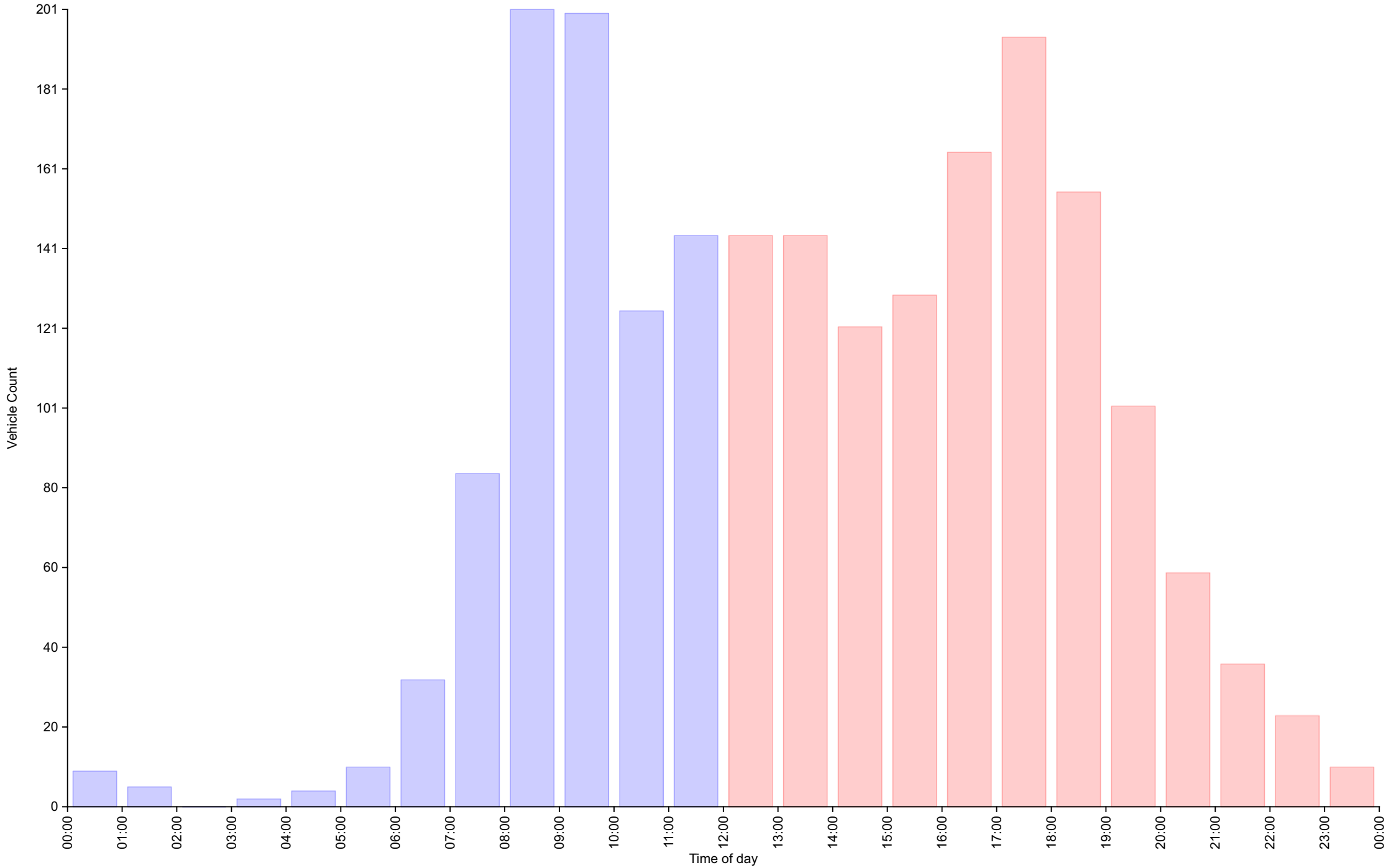
|          | <15      | 15<br>20 | 20<br>25 | 25<br>30  | 30<br>35      | 35<br>40  | 40<br>45  | 45<br>50  | 50<br>55 | 55<br>60 | 60<br>65 | 65<br>70 | >70   | Total      | 85th<br>Percentile |
|----------|----------|----------|----------|-----------|---------------|-----------|-----------|-----------|----------|----------|----------|----------|-------|------------|--------------------|
| 00:00    | 0        | 0        | 0        | 1         | 3             | 3         | 2         | 0         | 0        | 0        | 0        | 0        | 0     | 9          | 39.6               |
| 01:00    | 0        | 0        | 0        | 0         | 2             | 1         | 1         | 1         | 0        | 0        | 0        | 0        | 0     | 5          | 43.5               |
| 02:00    | 0        | 0        | 0        | 0         | 0             | 0         | 0         | 0         | 0        | 0        | 0        | 0        | 0     | 0          | 0.0                |
| 03:00    | 0        | 0        | 0        | 0         | 0             | 2         | 0         | 0         | 0        | 0        | 0        | 0        | 0     | 2          | 38.7               |
| 04:00    | 0        | 0        | 0        | 0         | 0             | 1         | 1         | 2         | 0        | 0        | 0        | 0        | 0     | 4          | 47.2               |
| 05:00    | 0        | 0        | 0        | 3         | 3             | 1         | 2         | 1         | 0        | 0        | 0        | 0        | 0     | 10         | 43.0               |
| 06:00    | 0        | 0        | 0        | 2         | 5             | 9         | 7         | 7         | <b>2</b> | 0        | 0        | 0        | 0     | 32         | <b>47.1</b>        |
| 07:00    | 0        | 0        | 1        | 13        | 21            | 24        | 19        | 5         | 1        | 0        | 0        | 0        | 0     | 84         | 42.1               |
| 08:00    | 0        | 0        | 4        | 34        | <b>65</b>     | <b>59</b> | <b>35</b> | 4         | 0        | 0        | 0        | 0        | 0     | <b>201</b> | 40.3               |
| 09:00    | 0        | 0        | <b>7</b> | <b>50</b> | 56            | 46        | 33        | <b>8</b>  | 0        | 0        | 0        | 0        | 0     | 200        | 39.9               |
| 10:00    | <b>2</b> | <b>2</b> | 2        | 29        | 36            | 37        | 13        | 4         | 0        | 0        | 0        | 0        | 0     | 125        | 38.7               |
| 11:00    | 0        | 2        | 6        | 31        | 36            | 39        | 20        | 8         | 2        | 0        | 0        | 0        | 0     | 144        | 40.7               |
| 12:00    | 0        | 0        | 2        | 24        | 57            | 33        | 23        | 4         | 1        | 0        | 0        | 0        | 0     | 144        | 40.5               |
| 13:00    | 0        | 0        | 6        | 33        | 41            | 41        | 18        | 5         | 0        | 0        | 0        | 0        | 0     | 144        | 39.2               |
| 14:00    | 0        | 0        | 3        | 18        | 36            | 36        | 20        | 7         | 1        | 0        | 0        | 0        | 0     | 121        | 40.4               |
| 15:00    | 0        | <b>2</b> | <b>9</b> | 28        | 45            | 21        | 20        | 3         | 1        | 0        | 0        | 0        | 0     | 129        | 39.9               |
| 16:00    | 0        | 0        | 3        | 33        | 50            | 48        | 21        | <b>10</b> | 0        | 0        | 0        | 0        | 0     | 165        | 40.1               |
| 17:00    | 0        | 2        | 5        | 30        | <b>68</b>     | <b>62</b> | 22        | 4         | 0        | 0        | <b>1</b> | 0        | 0     | <b>194</b> | 38.8               |
| 18:00    | 0        | 0        | 1        | <b>40</b> | 44            | 38        | <b>25</b> | 4         | <b>3</b> | 0        | 0        | 0        | 0     | 155        | 39.9               |
| 19:00    | 0        | 0        | 3        | 22        | 37            | 22        | 15        | 2         | 0        | 0        | 0        | 0        | 0     | 101        | 39.3               |
| 20:00    | 0        | 0        | 2        | 13        | 13            | 17        | 8         | 4         | 1        | <b>1</b> | 0        | 0        | 0     | 59         | 42.0               |
| 21:00    | 0        | 0        | 1        | 4         | 11            | 14        | 6         | 0         | 0        | 0        | 0        | 0        | 0     | 36         | 39.6               |
| 22:00    | 0        | 0        | 0        | 4         | 9             | 4         | 5         | 1         | 0        | 0        | 0        | 0        | 0     | 23         | <b>42.6</b>        |
| 23:00    | 0        | 0        | 0        | 1         | 6             | 2         | 1         | 0         | 0        | 0        | 0        | 0        | 0     | 10         | 37.5               |
| AM Total | 2        | 4        | 20       | 163       | <b>227</b>    | 222       | 133       | 40        | 5        | 0        | 0        | 0        | 0     |            |                    |
| PM Total | 0        | 4        | 35       | 250       | <b>417</b>    | 338       | 184       | 44        | 7        | 1        | 1        | 0        | 0     |            |                    |
| Total    | 2        | 8        | 55       | 413       | <b>644</b>    | 560       | 317       | 84        | 12       | 1        | 1        | 0        | 0     |            |                    |
| Percent  | 0.10%    | 0.38%    | 2.62%    | 19.69%    | <b>30.71%</b> | 26.70%    | 15.12%    | 4.01%     | 0.57%    | 0.05%    | 0.05%    | 0.00%    | 0.00% |            |                    |

Total Vehicles : 2097  
 30th Percentile : 30.2 MPH  
 50th Percentile : 33.5 MPH  
 85th Percentile : 40.1 MPH  
 95th Percentile : 43.8 MPH  
 Average Speed : 34.3 MPH  
 Highest Speed : 62.3 MPH

# Vehicle Counts By Hour

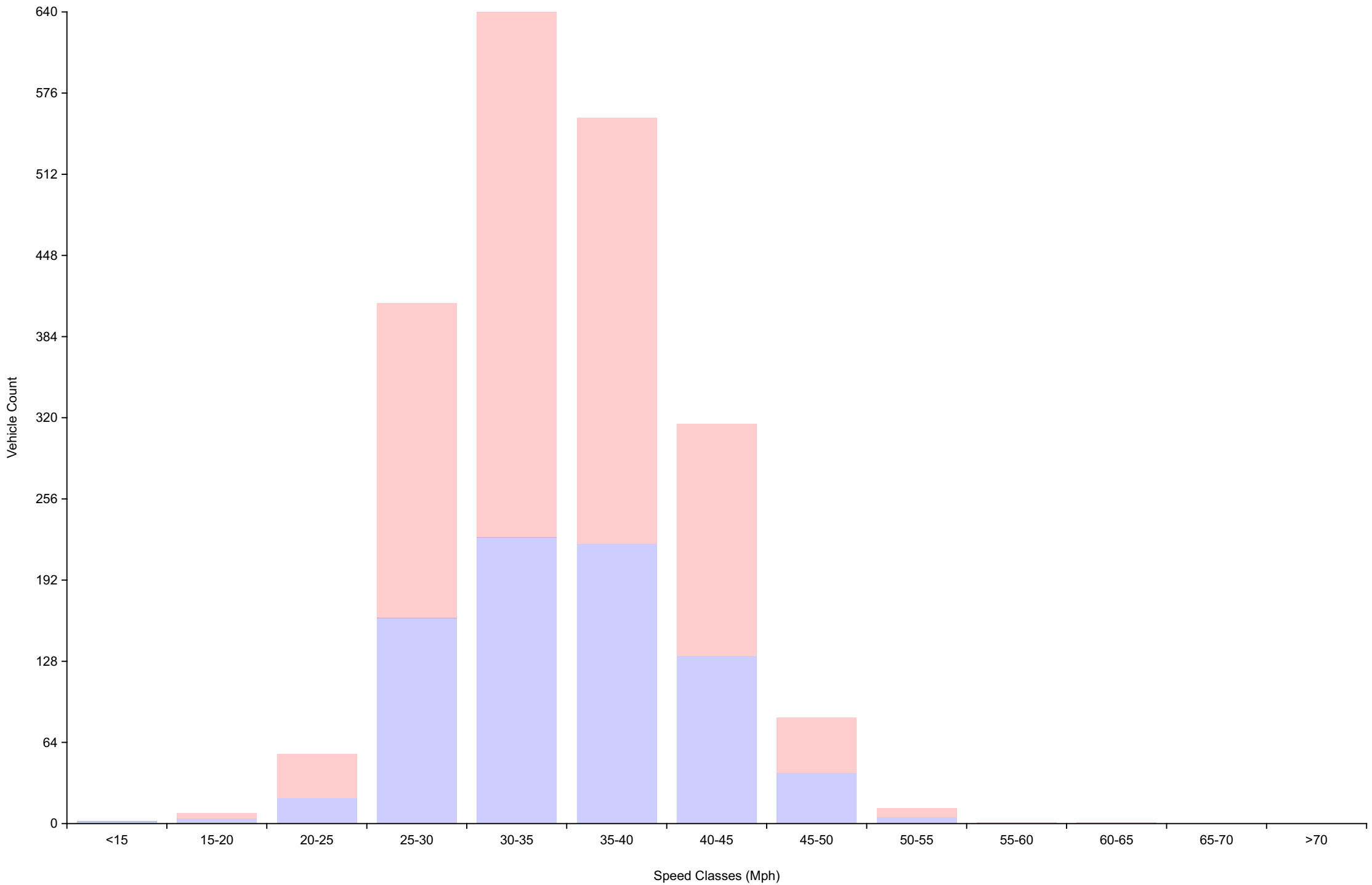
## Daily Overview for Tue Oct 17 2023

(60 Minute Resolution)



# Vehicle Counts By Speed Class

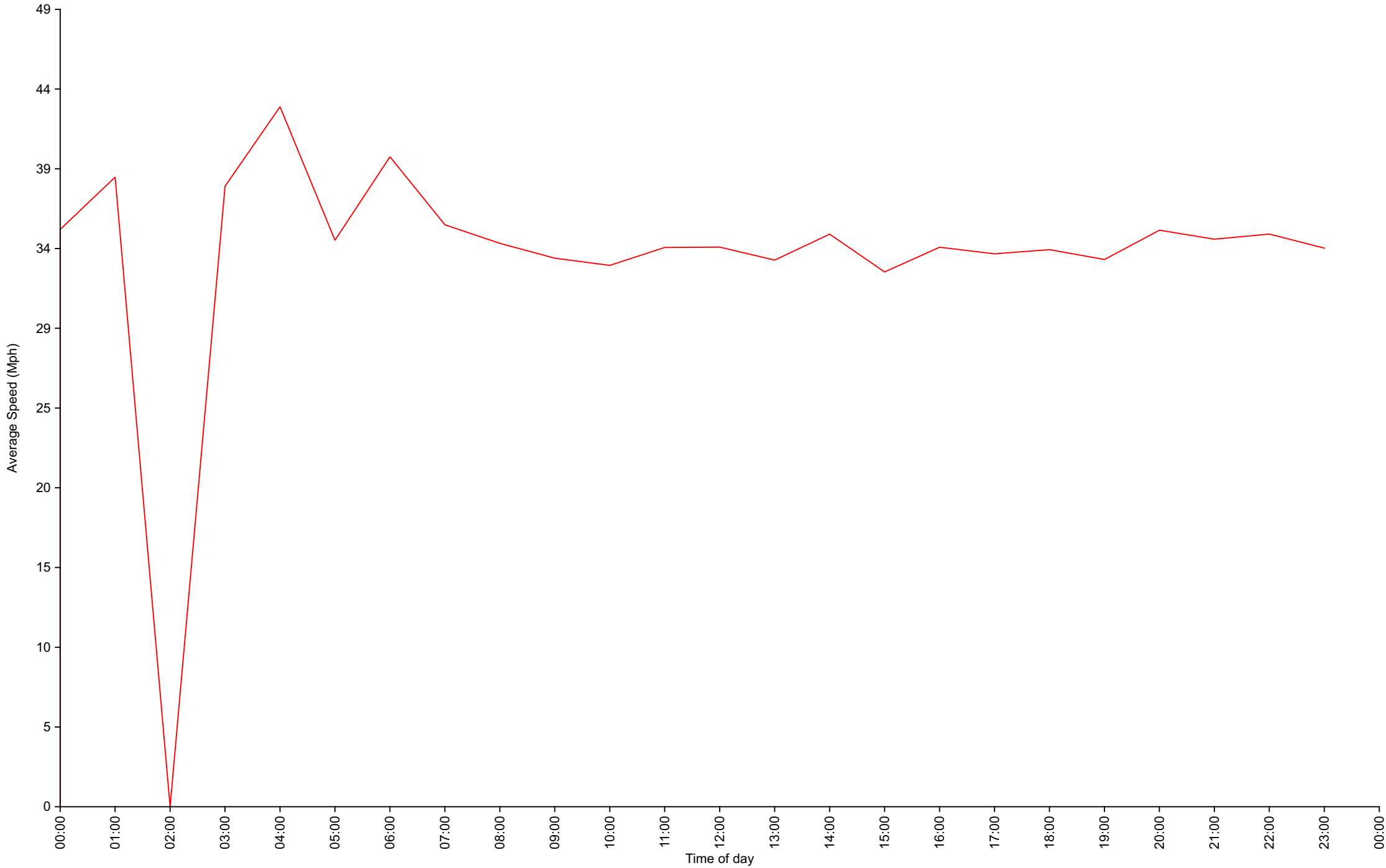
## Daily Overview for Tue Oct 17 2023



# Average Speed By Hour

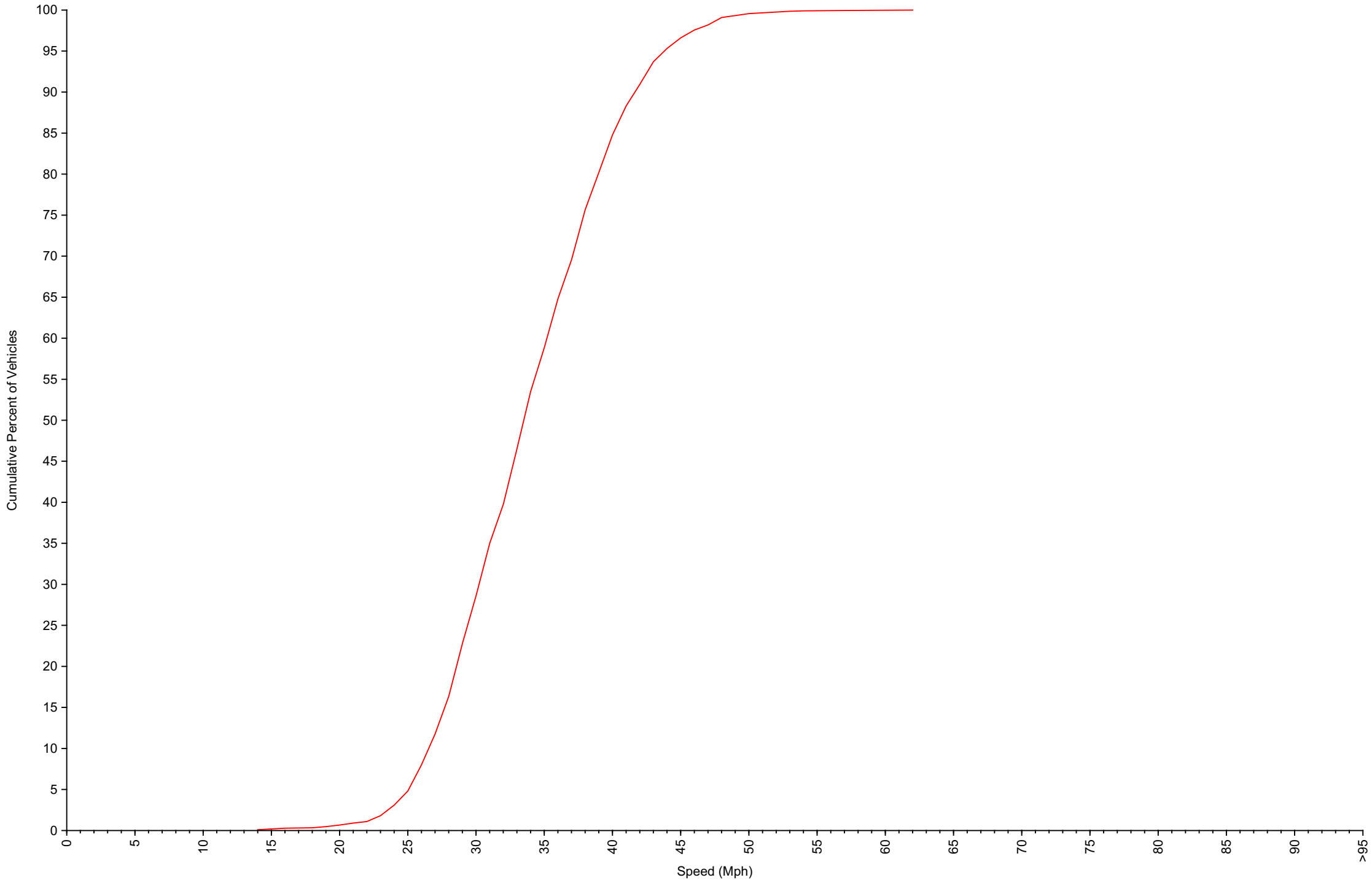
## Daily Overview for Tue Oct 17 2023

(60 Minute Resolution)



# Cumulative Speed Distribution Curve

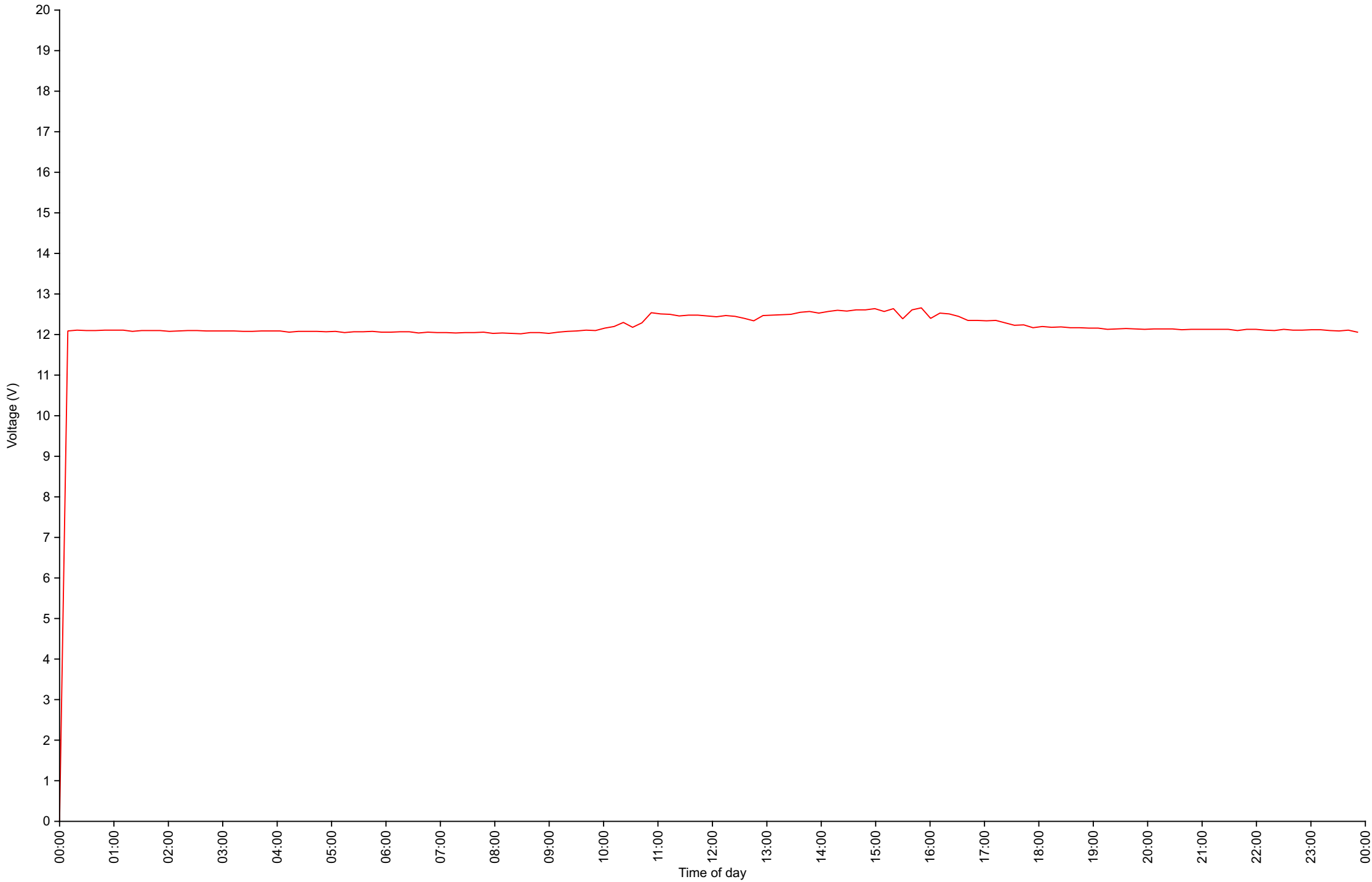
## Daily Overview for Tue Oct 17 2023





# Voltage

## Daily Overview for Tue Oct 17 2023



# Traffic Report

Daily Overview for Wed Oct 18 2023

*Vehicle Speed Classes (Mph)*

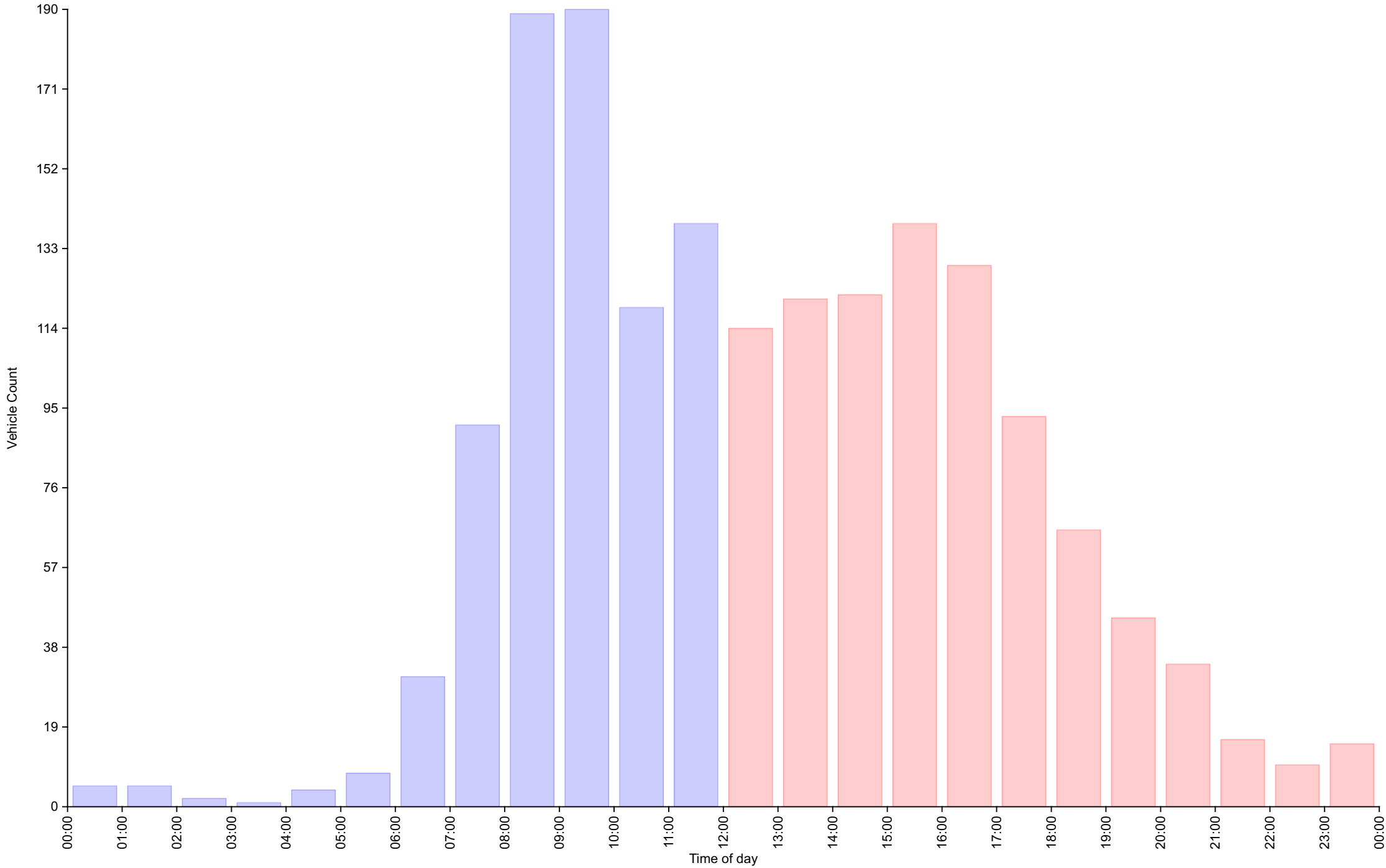
|          | <15   | 15<br>20 | 20<br>25 | 25<br>30  | 30<br>35      | 35<br>40  | 40<br>45  | 45<br>50  | 50<br>55 | 55<br>60 | 60<br>65 | 65<br>70 | >70   | Total      | 85th<br>Percentile |
|----------|-------|----------|----------|-----------|---------------|-----------|-----------|-----------|----------|----------|----------|----------|-------|------------|--------------------|
| 00:00    | 0     | 0        | 0        | 0         | 1             | 2         | 2         | 0         | 0        | 0        | 0        | 0        | 0     | 5          | 40.8               |
| 01:00    | 0     | 0        | 1        | 0         | 2             | 0         | 1         | 0         | 0        | <b>1</b> | 0        | 0        | 0     | 5          | 45.0               |
| 02:00    | 0     | 0        | 0        | 1         | 1             | 0         | 0         | 0         | 0        | 0        | 0        | 0        | 0     | 2          | 29.2               |
| 03:00    | 0     | 0        | 0        | 0         | 0             | 0         | 1         | 0         | 0        | 0        | 0        | 0        | 0     | 1          | 40.8               |
| 04:00    | 0     | 0        | 0        | 0         | 1             | 2         | 0         | 1         | 0        | 0        | 0        | 0        | 0     | 4          | 40.8               |
| 05:00    | 0     | 0        | 0        | 2         | 1             | 1         | 1         | 3         | 0        | 0        | 0        | 0        | 0     | 8          | 44.8               |
| 06:00    | 0     | 0        | 0        | 3         | 6             | 8         | 8         | 5         | 1        | 0        | 0        | 0        | 0     | 31         | <b>44.5</b>        |
| 07:00    | 0     | 0        | 3        | 15        | 30            | 21        | 14        | 6         | 0        | 0        | <b>1</b> | <b>1</b> | 0     | 91         | 41.8               |
| 08:00    | 0     | 0        | 0        | 31        | 55            | <b>58</b> | <b>36</b> | 6         | <b>2</b> | 1        | 0        | 0        | 0     | 189        | 41.6               |
| 09:00    | 0     | 0        | <b>9</b> | <b>54</b> | <b>56</b>     | 40        | 21        | <b>10</b> | 0        | 0        | 0        | 0        | 0     | <b>190</b> | 39.6               |
| 10:00    | 0     | 0        | 7        | 14        | 42            | 37        | 13        | 6         | 0        | 0        | 0        | 0        | 0     | 119        | 39.3               |
| 11:00    | 0     | <b>1</b> | 2        | 31        | 47            | 38        | 15        | 5         | 0        | 0        | 0        | 0        | 0     | 139        | 38.8               |
| 12:00    | 0     | 0        | <b>6</b> | 28        | 45            | 24        | 8         | 3         | 0        | 0        | 0        | 0        | 0     | 114        | 37.3               |
| 13:00    | 0     | <b>1</b> | 3        | 24        | 35            | <b>40</b> | <b>16</b> | 2         | 0        | 0        | 0        | 0        | 0     | 121        | 39.0               |
| 14:00    | 0     | 1        | 4        | 30        | 39            | 35        | 10        | 3         | 0        | 0        | 0        | 0        | 0     | 122        | 37.8               |
| 15:00    | 0     | 0        | 5        | <b>37</b> | 42            | 34        | 13        | <b>8</b>  | 0        | 0        | 0        | 0        | 0     | <b>139</b> | 39.1               |
| 16:00    | 0     | 0        | 6        | 36        | <b>55</b>     | 20        | 11        | 1         | 0        | 0        | 0        | 0        | 0     | 129        | 37.2               |
| 17:00    | 0     | 0        | 3        | 28        | 27            | 28        | 6         | 1         | 0        | 0        | 0        | 0        | 0     | 93         | 36.9               |
| 18:00    | 0     | 0        | 1        | 9         | 20            | 23        | 12        | 1         | 0        | 0        | 0        | 0        | 0     | 66         | 40.0               |
| 19:00    | 0     | 0        | 0        | 16        | 18            | 8         | 2         | 1         | 0        | 0        | 0        | 0        | 0     | 45         | 36.1               |
| 20:00    | 0     | 0        | 0        | 6         | 15            | 8         | 4         | 1         | 0        | 0        | 0        | 0        | 0     | 34         | 38.9               |
| 21:00    | 0     | 0        | 2        | 3         | 6             | 1         | 4         | 0         | 0        | 0        | 0        | 0        | 0     | 16         | <b>41.6</b>        |
| 22:00    | 0     | 0        | 0        | 1         | 5             | 4         | 0         | 0         | 0        | 0        | 0        | 0        | 0     | 10         | 35.5               |
| 23:00    | 0     | 0        | 1        | 4         | 2             | 6         | 2         | 0         | 0        | 0        | 0        | 0        | 0     | 15         | 37.5               |
| AM Total | 0     | 1        | 22       | 151       | <b>242</b>    | 207       | 112       | 42        | 3        | 2        | 1        | 1        | 0     |            |                    |
| PM Total | 0     | 2        | 31       | 222       | <b>309</b>    | 231       | 88        | 21        | 0        | 0        | 0        | 0        | 0     |            |                    |
| Total    | 0     | 3        | 53       | 373       | <b>551</b>    | 438       | 200       | 63        | 3        | 2        | 1        | 1        | 0     |            |                    |
| Percent  | 0.00% | 0.18%    | 3.14%    | 22.10%    | <b>32.64%</b> | 25.95%    | 11.85%    | 3.73%     | 0.18%    | 0.12%    | 0.06%    | 0.06%    | 0.00% |            |                    |

Total Vehicles : 1688  
 30th Percentile : 29.7 MPH  
 50th Percentile : 32.7 MPH  
 85th Percentile : 39.4 MPH  
 95th Percentile : 43.0 MPH  
 Average Speed : 33.7 MPH  
 Highest Speed : 66.5 MPH

# Vehicle Counts By Hour

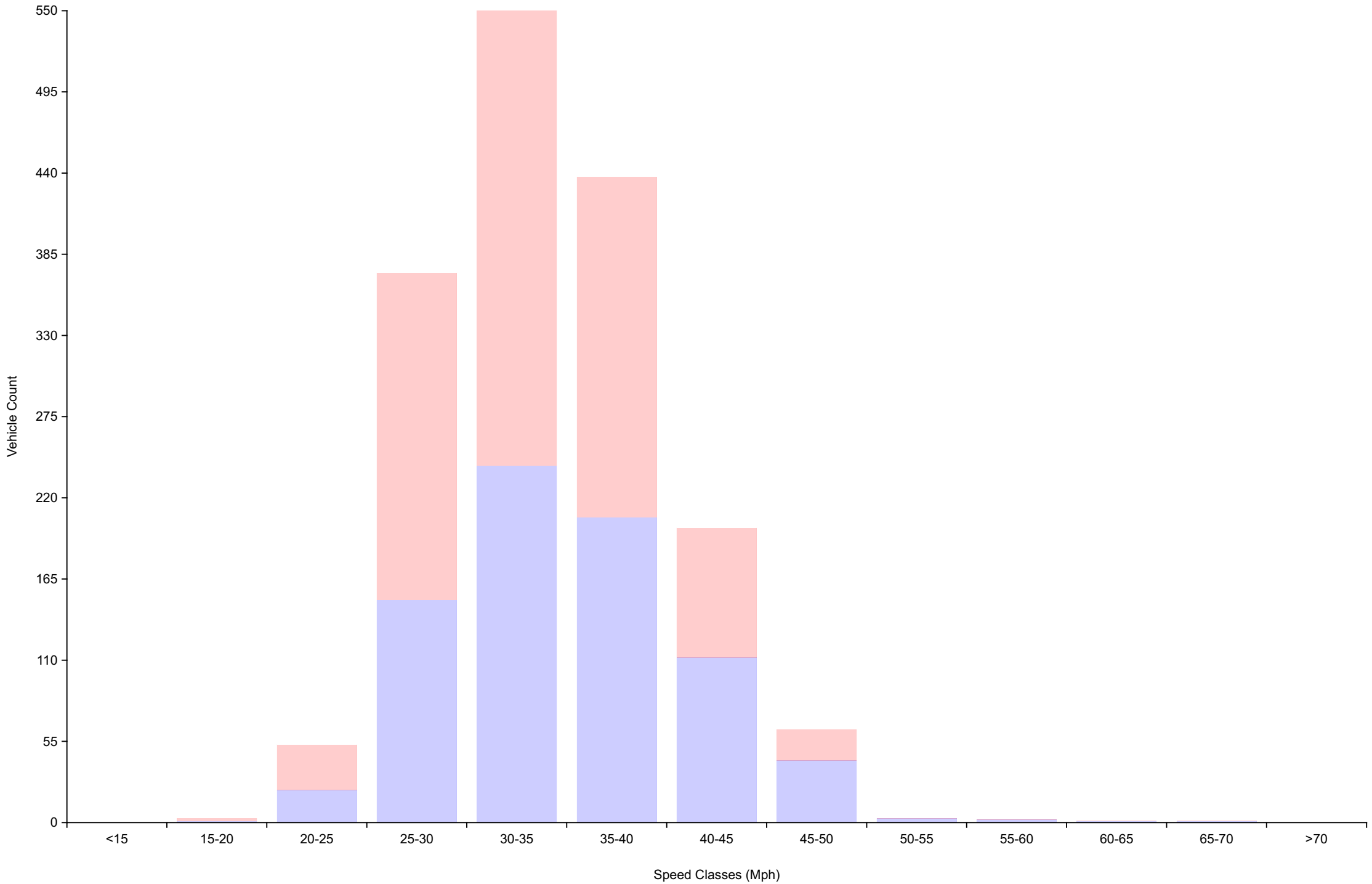
## Daily Overview for Wed Oct 18 2023

(60 Minute Resolution)



# Vehicle Counts By Speed Class

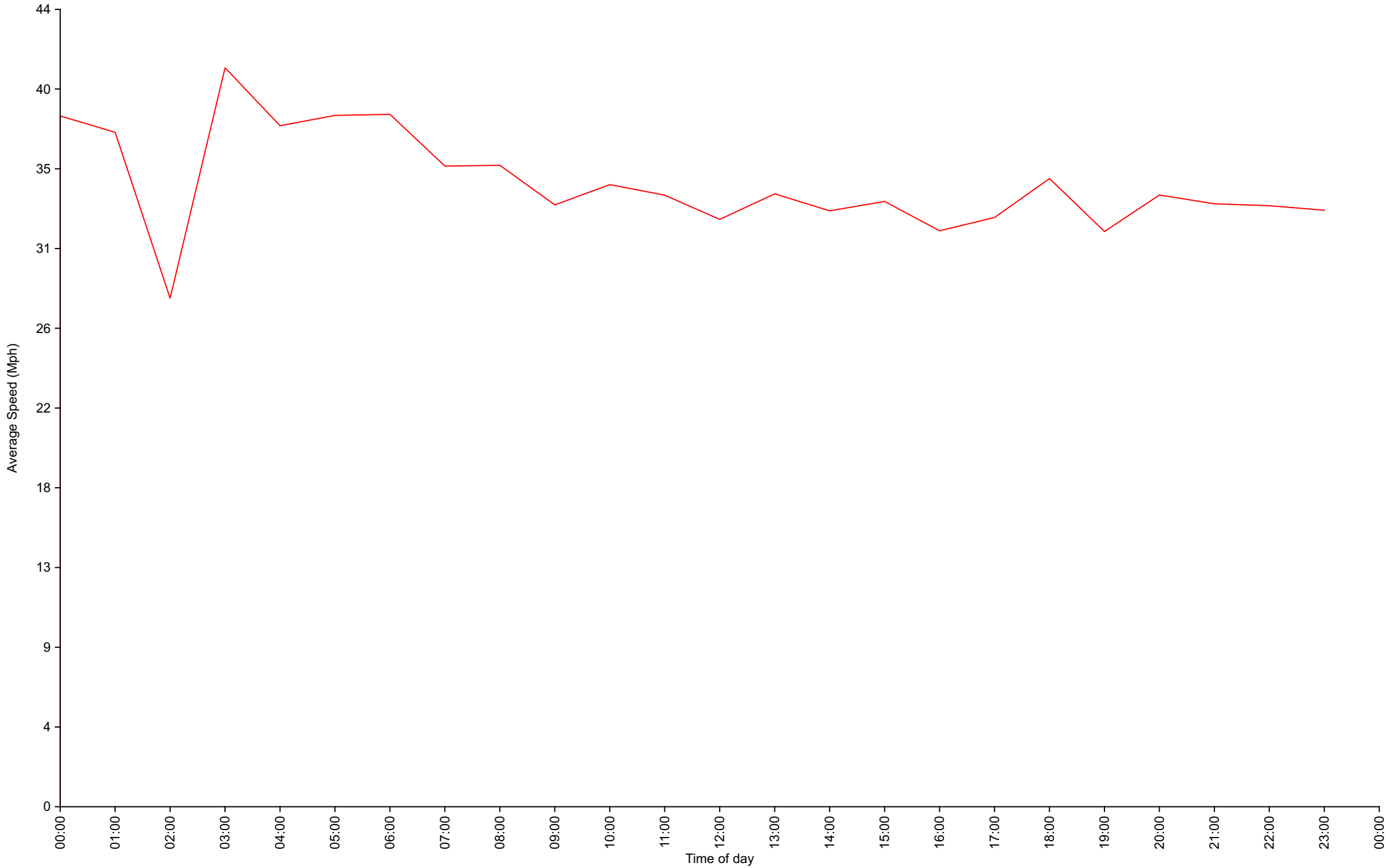
## Daily Overview for Wed Oct 18 2023



# Average Speed By Hour

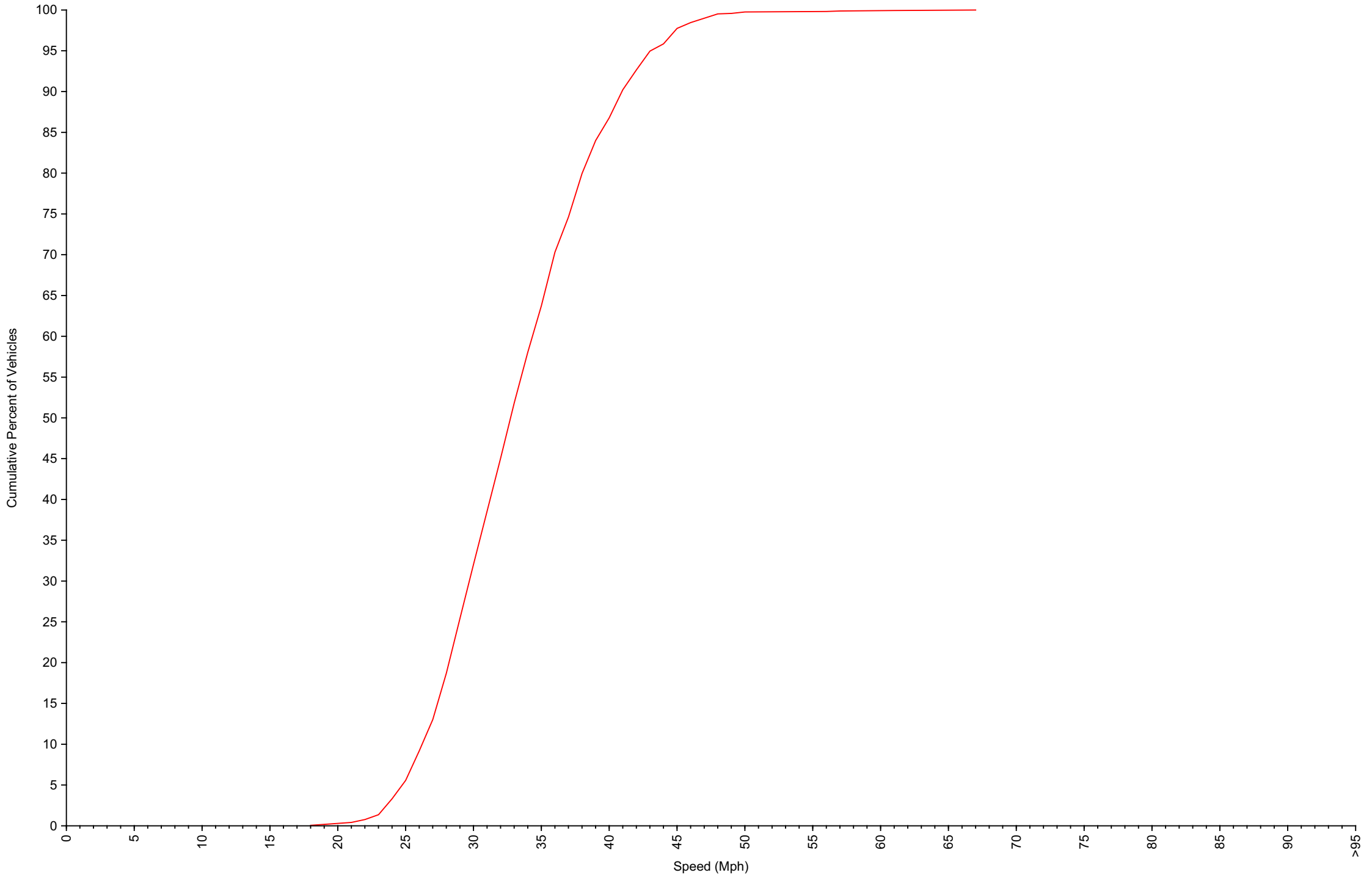
## Daily Overview for Wed Oct 18 2023

(60 Minute Resolution)



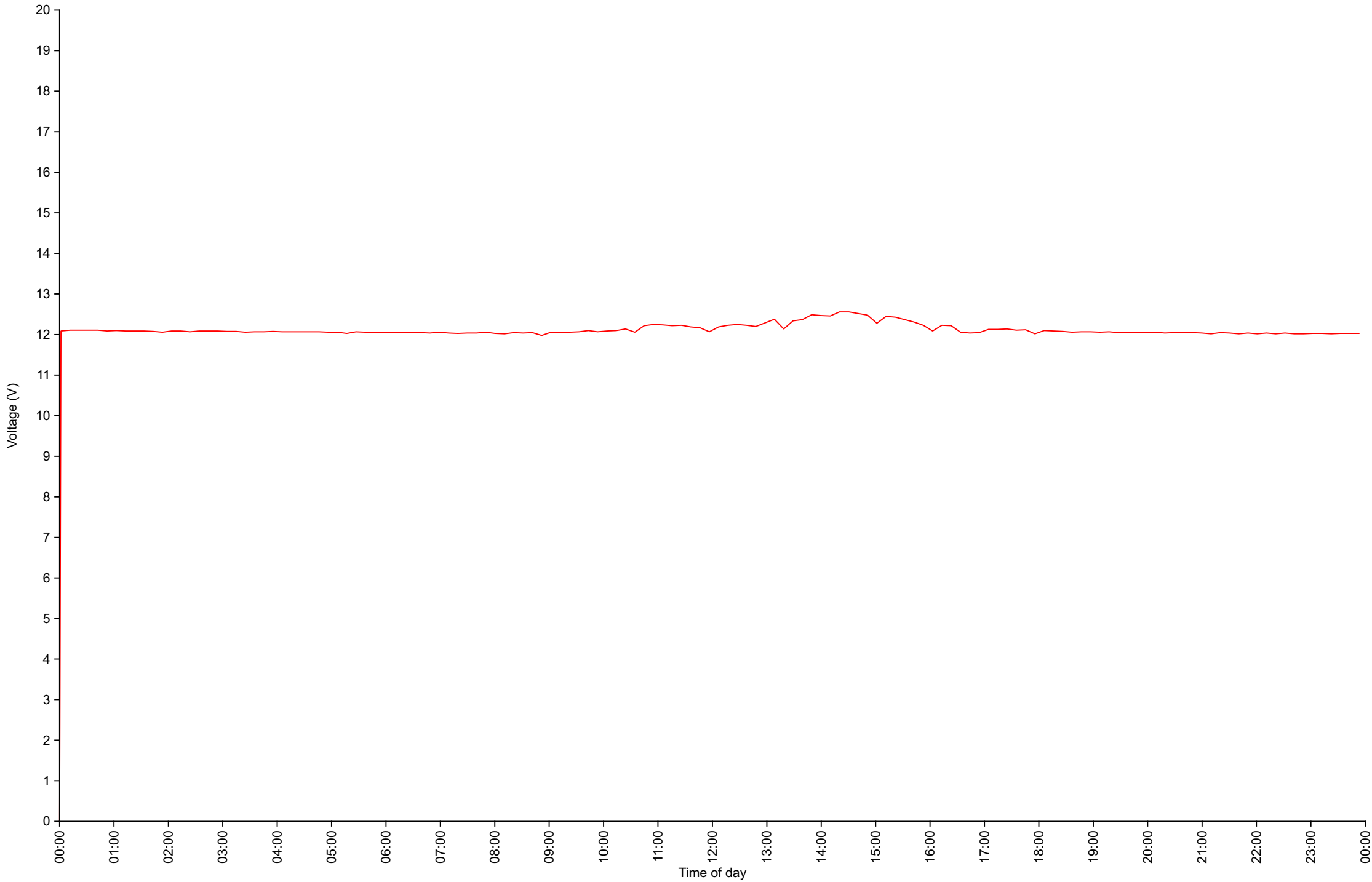
# Cumulative Speed Distribution Curve

## Daily Overview for Wed Oct 18 2023



# Voltage

## Daily Overview for Wed Oct 18 2023



# Traffic Report

Daily Overview for Thu Oct 19 2023

*Vehicle Speed Classes (Mph)*

|          | <15      | 15<br>20 | 20<br>25 | 25<br>30  | 30<br>35      | 35<br>40  | 40<br>45  | 45<br>50 | 50<br>55 | 55<br>60 | 60<br>65 | 65<br>70 | >70   | Total      | 85th<br>Percentile |
|----------|----------|----------|----------|-----------|---------------|-----------|-----------|----------|----------|----------|----------|----------|-------|------------|--------------------|
| 00:00    | 0        | 0        | 0        | 2         | 1             | 1         | 0         | 0        | 0        | 0        | 0        | 0        | 0     | 4          | 33.2               |
| 01:00    | 0        | 0        | 0        | 2         | 2             | 1         | 1         | 1        | 0        | 0        | 0        | 0        | 0     | 7          | 41.7               |
| 02:00    | 0        | 0        | 0        | 0         | 0             | 1         | 1         | 0        | 0        | <b>1</b> | 0        | 0        | 0     | 3          | <b>49.4</b>        |
| 03:00    | 0        | 0        | 0        | 0         | 1             | 2         | 1         | 1        | 0        | 0        | 0        | 0        | 0     | 5          | 42.3               |
| 04:00    | 0        | 0        | 0        | 0         | 1             | 0         | 0         | 0        | 0        | 0        | 0        | 0        | 0     | 1          | 33.5               |
| 05:00    | 0        | 0        | 0        | 1         | 0             | 2         | 0         | 2        | 0        | 0        | 0        | 0        | 0     | 5          | 45.8               |
| 06:00    | 0        | 0        | 0        | 5         | 6             | 7         | 9         | 1        | <b>1</b> | 0        | 0        | 0        | 0     | 29         | 41.6               |
| 07:00    | 0        | 0        | 1        | 12        | 26            | 21        | 11        | 1        | 1        | 0        | 0        | 0        | 0     | 73         | 39.7               |
| 08:00    | 0        | 1        | 1        | 23        | 34            | <b>38</b> | 15        | 2        | 0        | 0        | 0        | 0        | 0     | 114        | 39.0               |
| 09:00    | 0        | 1        | 6        | <b>31</b> | <b>41</b>     | 38        | 23        | <b>5</b> | 0        | 0        | 0        | 0        | 0     | <b>145</b> | 40.0               |
| 10:00    | 0        | 1        | <b>9</b> | 16        | 39            | 33        | <b>25</b> | 3        | 0        | 0        | 0        | 0        | 0     | 126        | 39.8               |
| 11:00    | <b>1</b> | <b>4</b> | 4        | 29        | 36            | 35        | 20        | 5        | 0        | 0        | 0        | 0        | 0     | 134        | 39.5               |
| 12:00    | 0        | 0        | 3        | <b>32</b> | <b>64</b>     | <b>45</b> | 18        | 3        | 0        | 0        | 0        | 0        | 0     | <b>165</b> | 38.5               |
| 13:00    | 0        | 0        | 0        | 11        | 39            | 37        | 12        | <b>4</b> | 0        | <b>1</b> | 0        | 0        | 0     | 104        | 39.5               |
| 14:00    | 0        | <b>1</b> | 4        | 27        | 23            | 30        | 16        | 2        | 0        | 0        | 0        | 0        | 0     | 103        | 39.6               |
| 15:00    | 0        | 0        | <b>5</b> | 18        | 42            | 44        | 21        | 3        | <b>3</b> | 0        | 0        | 0        | 0     | 136        | 39.8               |
| 16:00    | 0        | 0        | 0        | 24        | 54            | 45        | 20        | 4        | 2        | 1        | 0        | 0        | 0     | 150        | 39.9               |
| 17:00    | 0        | 0        | 0        | 29        | 51            | 38        | <b>27</b> | 3        | 0        | 0        | 0        | 0        | 0     | 148        | 39.6               |
| 18:00    | 0        | 0        | 1        | 24        | 26            | 41        | 13        | 3        | 0        | 0        | 0        | 0        | 0     | 108        | 39.0               |
| 19:00    | 0        | 0        | 1        | 20        | 26            | 20        | 3         | 2        | 0        | 0        | 0        | 0        | 0     | 72         | 36.6               |
| 20:00    | 0        | 0        | 1        | 13        | 15            | 10        | 4         | 1        | 0        | 0        | 0        | 0        | 0     | 44         | 38.2               |
| 21:00    | 0        | 0        | 3        | 8         | 11            | 8         | 3         | 1        | 0        | 0        | 0        | 0        | 0     | 34         | 37.9               |
| 22:00    | 0        | 0        | 0        | 7         | 10            | 8         | 4         | 1        | 0        | 0        | 0        | 0        | 0     | 30         | 39.0               |
| 23:00    | 0        | 0        | 0        | 6         | 5             | 0         | 1         | 2        | 1        | 0        | 0        | 0        | 0     | 15         | <b>43.8</b>        |
| AM Total | 1        | 7        | 21       | 121       | <b>187</b>    | 179       | 106       | 21       | 2        | 1        | 0        | 0        | 0     |            |                    |
| PM Total | 0        | 1        | 18       | 219       | <b>366</b>    | 326       | 142       | 29       | 6        | 2        | 0        | 0        | 0     |            |                    |
| Total    | 1        | 8        | 39       | 340       | <b>553</b>    | 505       | 248       | 50       | 8        | 3        | 0        | 0        | 0     |            |                    |
| Percent  | 0.06%    | 0.46%    | 2.22%    | 19.37%    | <b>31.51%</b> | 28.77%    | 14.13%    | 2.85%    | 0.46%    | 0.17%    | 0.00%    | 0.00%    | 0.00% |            |                    |

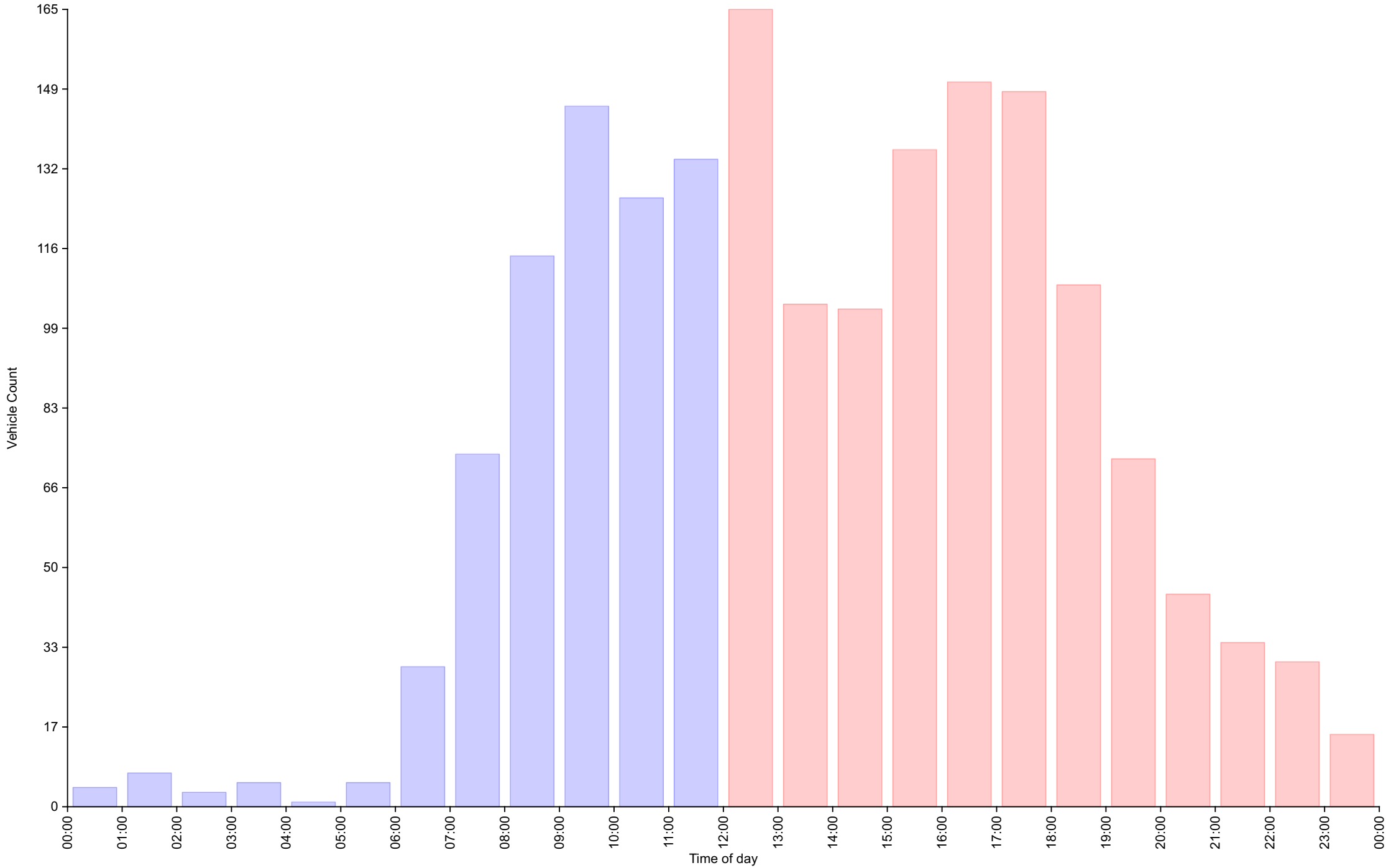
Total Vehicles : 1755  
 30th Percentile : 30.3 MPH  
 50th Percentile : 33.4 MPH  
 85th Percentile : 39.5 MPH  
 95th Percentile : 42.9 MPH  
 Average Speed : 34.1 MPH  
 Highest Speed : 56.9 MPH



# Vehicle Counts By Hour

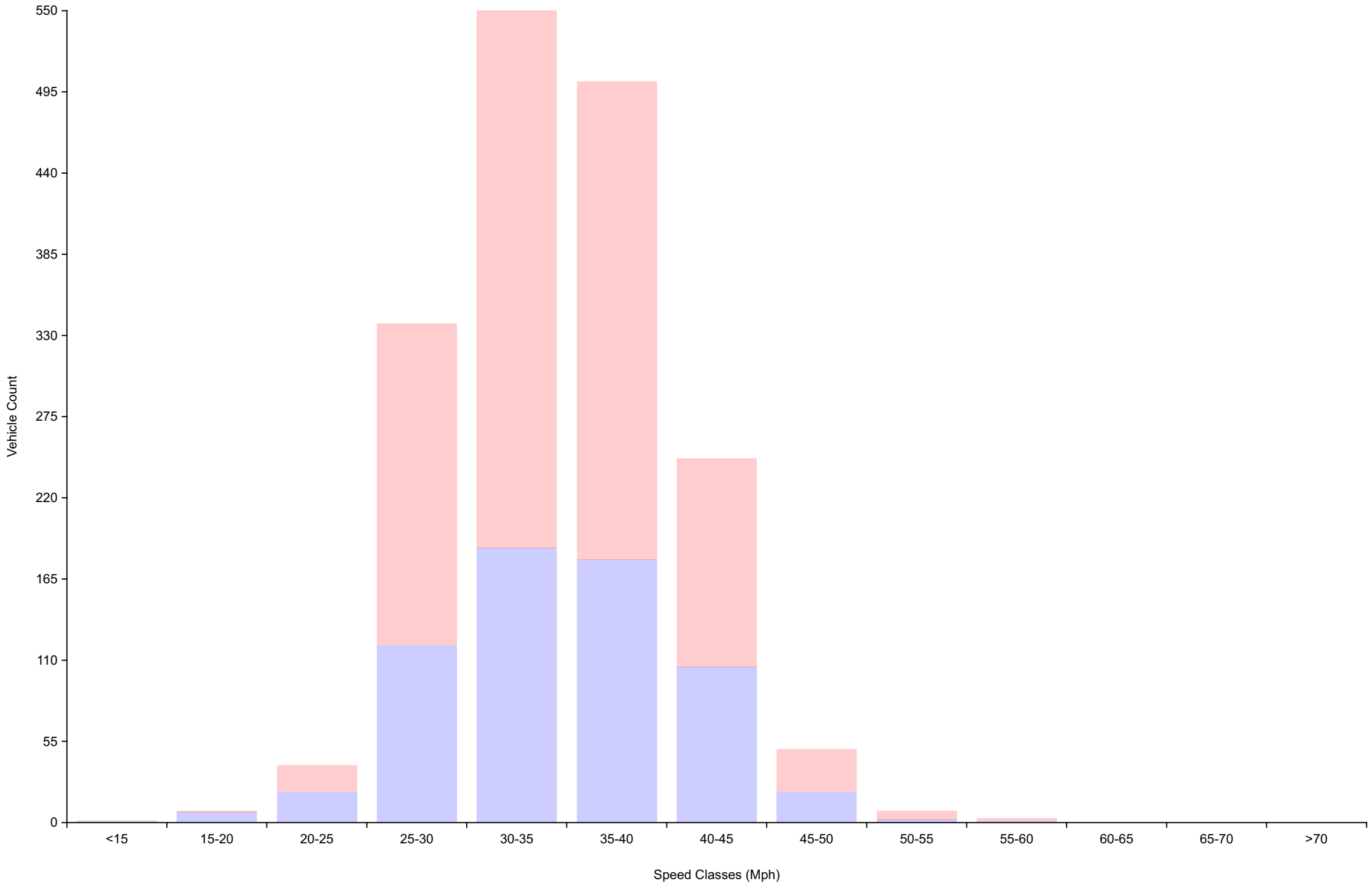
## Daily Overview for Thu Oct 19 2023

(60 Minute Resolution)



# Vehicle Counts By Speed Class

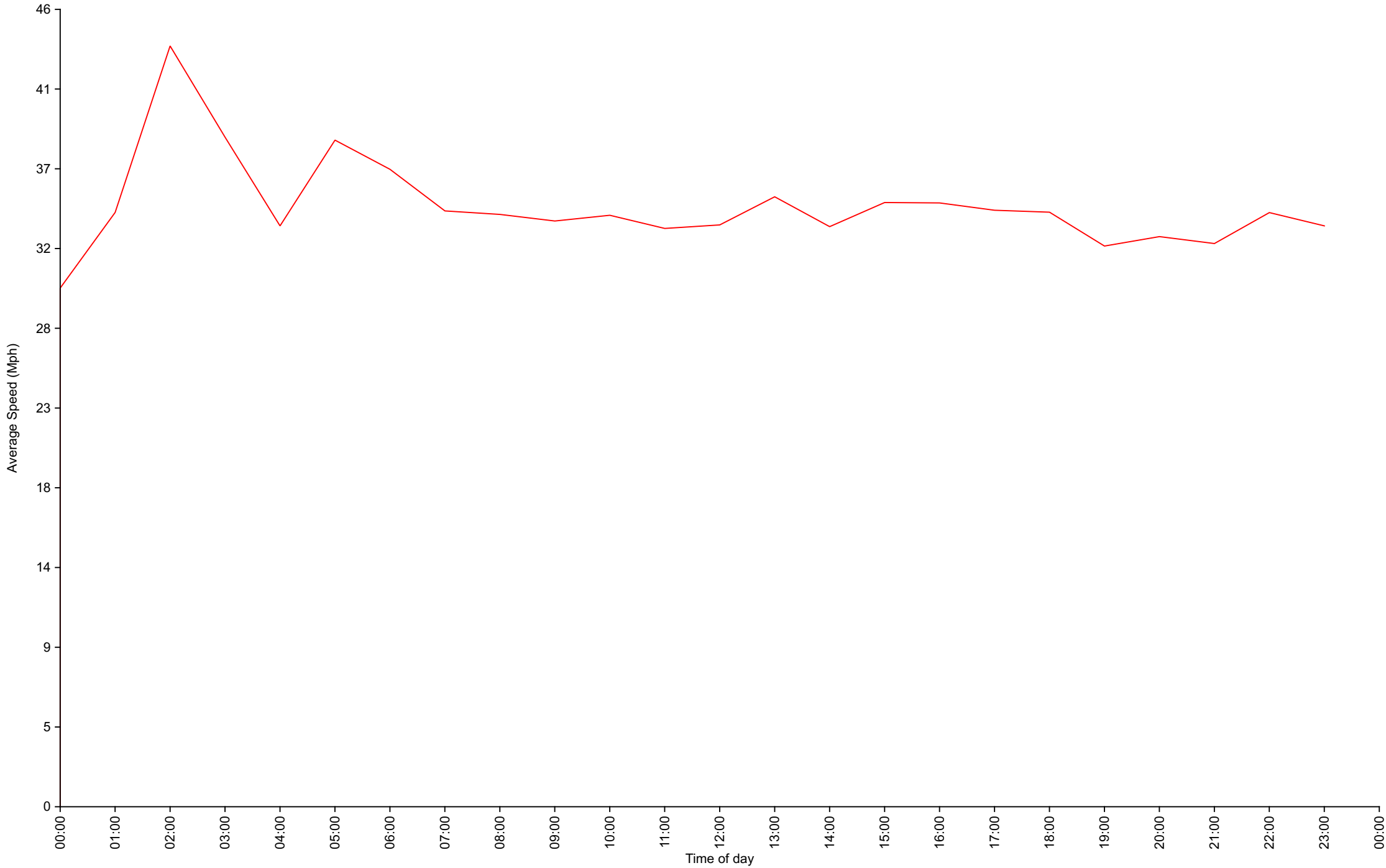
## Daily Overview for Thu Oct 19 2023



# Average Speed By Hour

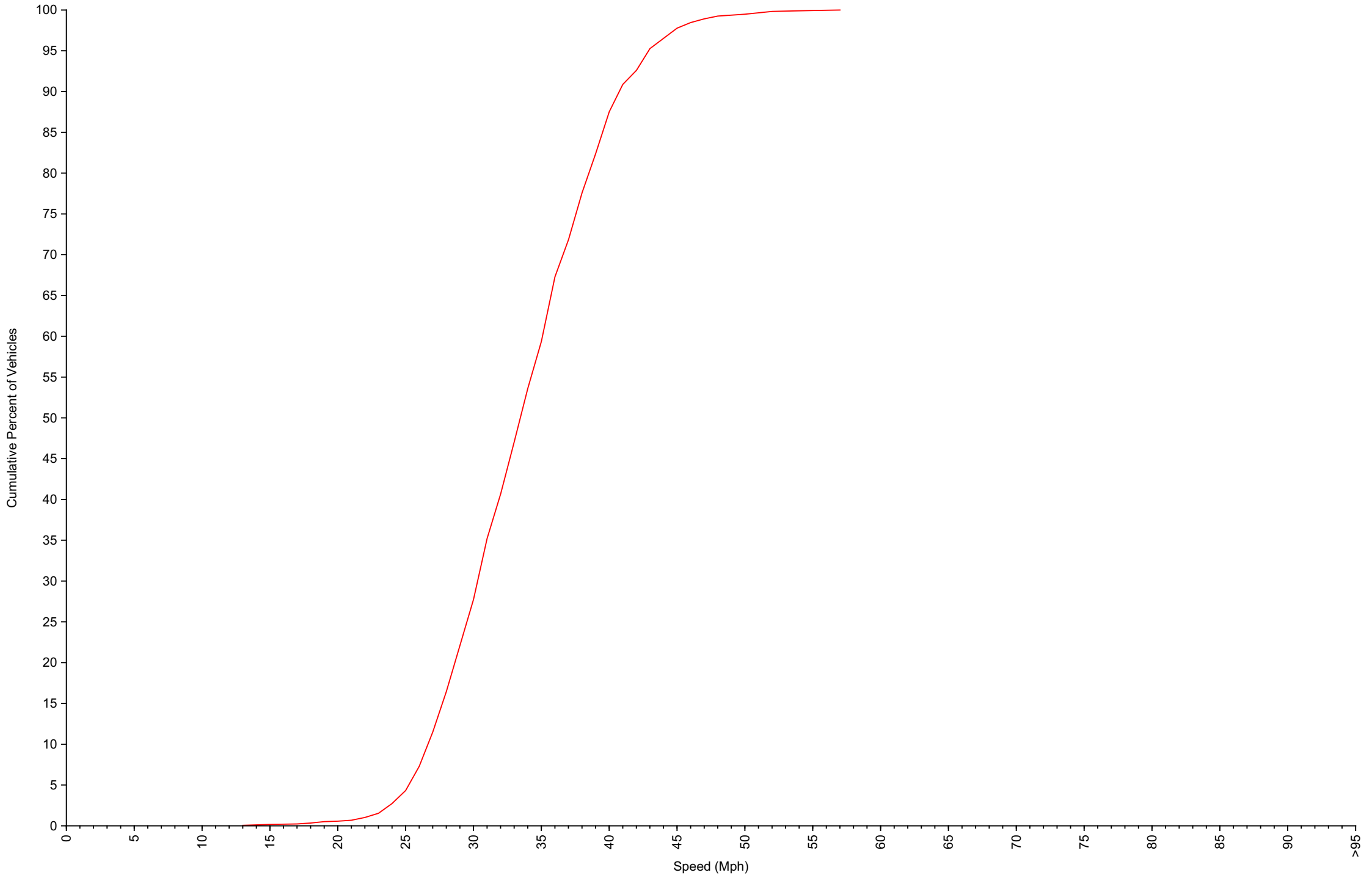
## Daily Overview for Thu Oct 19 2023

(60 Minute Resolution)



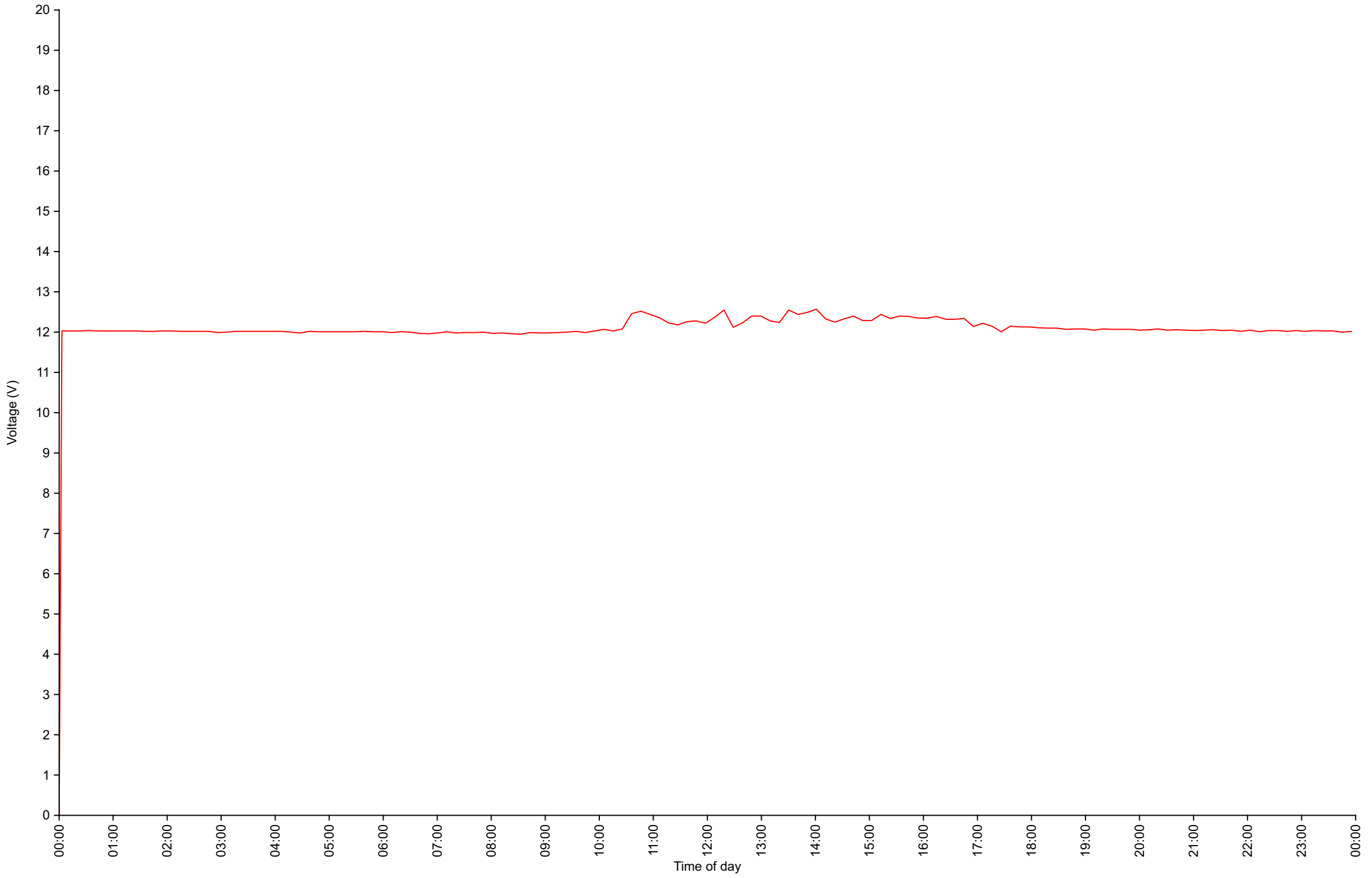
# Cumulative Speed Distribution Curve

## Daily Overview for Thu Oct 19 2023



# Voltage

## Daily Overview for Thu Oct 19 2023



# Traffic Report

Daily Overview for Fri Oct 20 2023

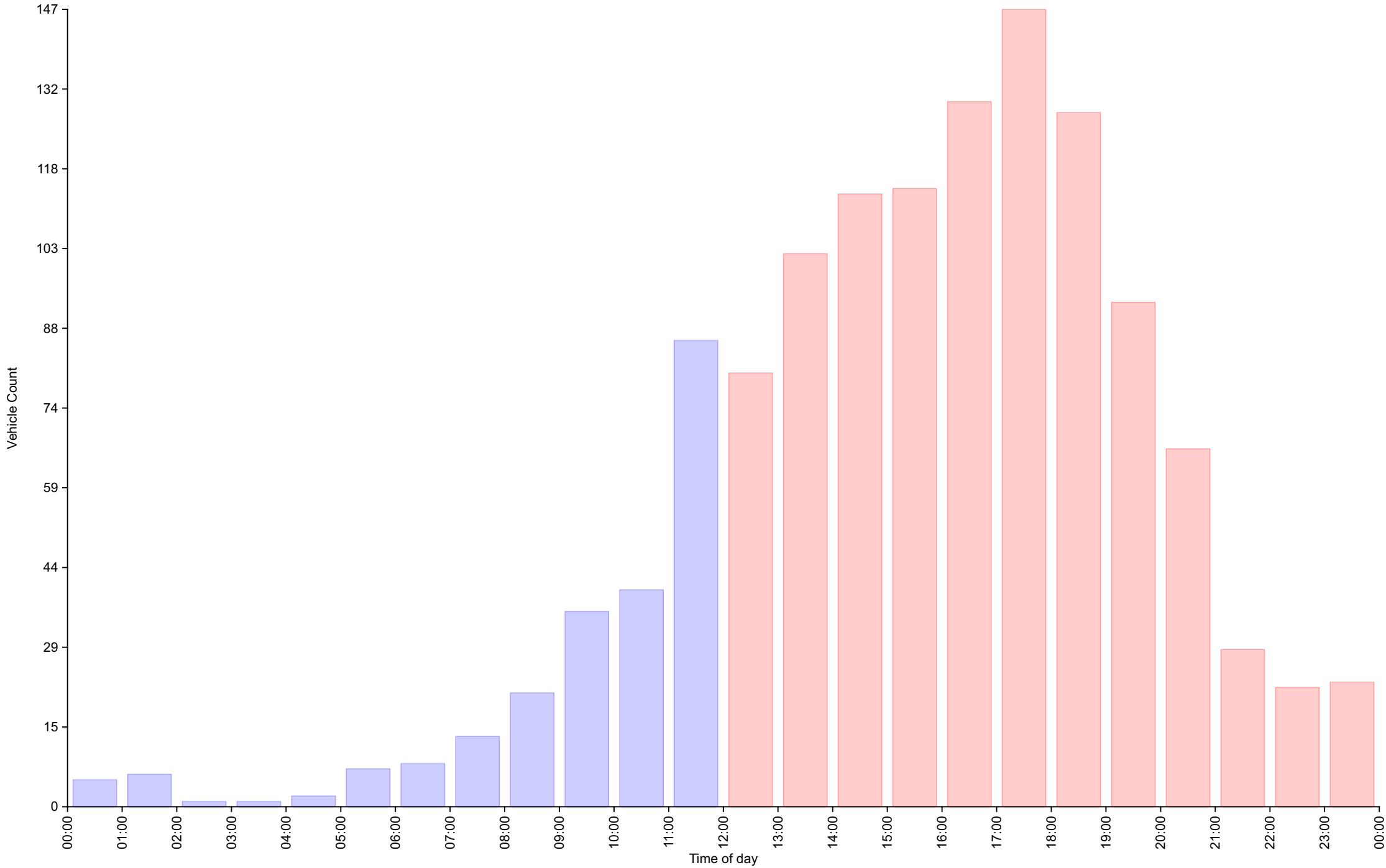
Vehicle Speed Classes (Mph)

|          | <15      | 15<br>20 | 20<br>25  | 25<br>30  | 30<br>35      | 35<br>40  | 40<br>45  | 45<br>50 | 50<br>55 | 55<br>60 | 60<br>65 | 65<br>70 | >70   | Total      | 85th<br>Percentile |
|----------|----------|----------|-----------|-----------|---------------|-----------|-----------|----------|----------|----------|----------|----------|-------|------------|--------------------|
| 00:00    | 0        | 0        | 0         | 0         | 1             | 3         | 1         | 0        | 0        | 0        | 0        | 0        | 0     | 5          | 40.0               |
| 01:00    | 0        | 0        | 0         | 3         | 1             | 2         | 0         | 0        | 0        | 0        | 0        | 0        | 0     | 6          | 33.9               |
| 02:00    | 0        | 0        | 0         | 0         | 1             | 0         | 0         | 0        | 0        | 0        | 0        | 0        | 0     | 1          | 31.0               |
| 03:00    | 0        | 0        | 0         | 0         | 0             | 1         | 0         | 0        | 0        | 0        | 0        | 0        | 0     | 1          | 35.1               |
| 04:00    | 0        | 0        | 0         | 0         | 1             | 1         | 0         | 0        | 0        | 0        | 0        | 0        | 0     | 2          | 34.1               |
| 05:00    | 0        | 0        | 0         | 3         | 1             | 0         | 3         | 0        | 0        | 0        | 0        | 0        | 0     | 7          | <b>43.5</b>        |
| 06:00    | 3        | 0        | 0         | 2         | 2             | 1         | 0         | 0        | 0        | 0        | 0        | 0        | 0     | 8          | 33.8               |
| 07:00    | <b>4</b> | <b>5</b> | 0         | 3         | 0             | 1         | 0         | 0        | 0        | 0        | 0        | 0        | 0     | 13         | 23.1               |
| 08:00    | 0        | 5        | 3         | 7         | 5             | 1         | 0         | 0        | 0        | 0        | 0        | 0        | 0     | 21         | 31.8               |
| 09:00    | 0        | 0        | 3         | 14        | 16            | 2         | 1         | 0        | 0        | 0        | 0        | 0        | 0     | 36         | 32.9               |
| 10:00    | 0        | 3        | <b>4</b>  | 9         | 10            | 11        | 3         | 0        | 0        | 0        | 0        | 0        | 0     | 40         | 37.4               |
| 11:00    | 0        | 0        | 4         | <b>22</b> | <b>30</b>     | <b>20</b> | <b>9</b>  | <b>1</b> | 0        | 0        | 0        | 0        | 0     | <b>86</b>  | 38.4               |
| 12:00    | 0        | 1        | 5         | 9         | 33            | 21        | 9         | 2        | 0        | 0        | 0        | 0        | 0     | 80         | 38.8               |
| 13:00    | 0        | <b>2</b> | 2         | 23        | 33            | 26        | 13        | 3        | 0        | 0        | 0        | 0        | 0     | 102        | 39.1               |
| 14:00    | 0        | 0        | <b>11</b> | 12        | 41            | 27        | 17        | 4        | 1        | 0        | 0        | 0        | 0     | 113        | 39.8               |
| 15:00    | 0        | 0        | 3         | 22        | 34            | 32        | 16        | 6        | 1        | 0        | 0        | 0        | 0     | 114        | 40.2               |
| 16:00    | 0        | 2        | 3         | 16        | 39            | 44        | <b>21</b> | 5        | 0        | 0        | 0        | 0        | 0     | 130        | 39.8               |
| 17:00    | 0        | 0        | 0         | <b>30</b> | <b>59</b>     | 34        | 17        | <b>7</b> | 0        | 0        | 0        | 0        | 0     | <b>147</b> | 39.5               |
| 18:00    | 0        | 0        | 3         | 19        | 31            | <b>48</b> | 21        | 4        | <b>2</b> | 0        | 0        | 0        | 0     | 128        | 40.0               |
| 19:00    | 0        | 0        | 8         | 21        | 30            | 19        | 11        | 4        | 0        | 0        | 0        | 0        | 0     | 93         | 39.5               |
| 20:00    | 0        | 0        | 1         | 12        | 21            | 17        | 11        | 3        | 1        | 0        | 0        | 0        | 0     | 66         | 40.7               |
| 21:00    | 0        | 0        | 0         | 3         | 15            | 7         | 3         | 1        | 0        | 0        | 0        | 0        | 0     | 29         | 36.9               |
| 22:00    | 0        | 0        | 1         | 2         | 6             | 5         | 7         | 0        | 1        | 0        | 0        | 0        | 0     | 22         | 40.7               |
| 23:00    | 0        | 0        | 1         | 3         | 8             | 4         | 6         | 1        | 0        | 0        | 0        | 0        | 0     | 23         | <b>42.5</b>        |
| AM Total | 7        | 13       | 14        | 63        | <b>68</b>     | 43        | 17        | 1        | 0        | 0        | 0        | 0        | 0     |            |                    |
| PM Total | 0        | 5        | 38        | 172       | <b>350</b>    | 284       | 152       | 40       | 6        | 0        | 0        | 0        | 0     |            |                    |
| Total    | 7        | 18       | 52        | 235       | <b>418</b>    | 327       | 169       | 41       | 6        | 0        | 0        | 0        | 0     |            |                    |
| Percent  | 0.55%    | 1.41%    | 4.08%     | 18.46%    | <b>32.84%</b> | 25.69%    | 13.28%    | 3.22%    | 0.47%    | 0.00%    | 0.00%    | 0.00%    | 0.00% |            |                    |

Total Vehicles : 1273  
 30th Percentile : 30.0 MPH  
 50th Percentile : 32.9 MPH  
 85th Percentile : 39.5 MPH  
 95th Percentile : 43.0 MPH  
 Average Speed : 33.6 MPH  
 Highest Speed : 54.5 MPH

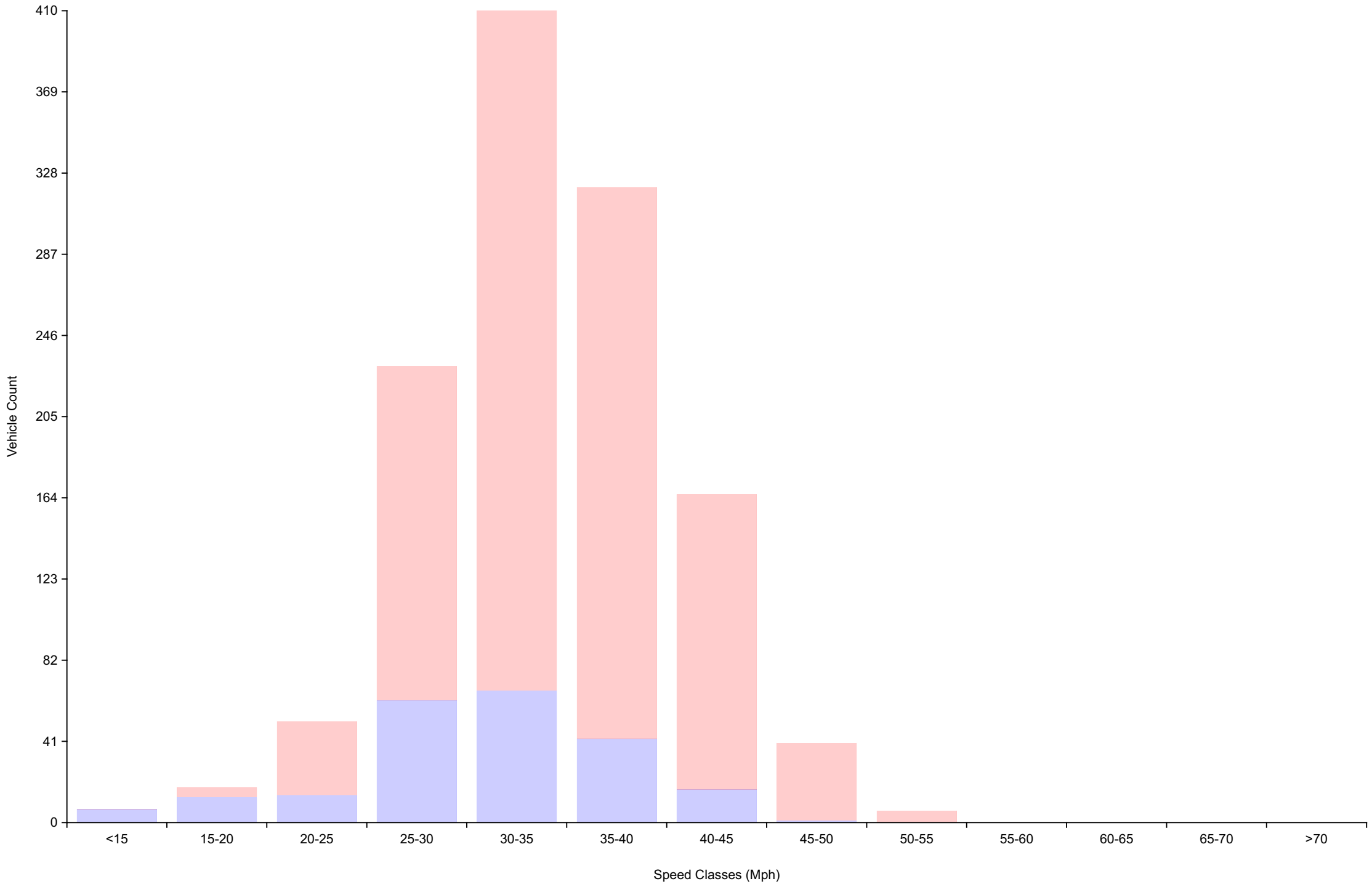
# Vehicle Counts By Hour

Daily Overview for Fri Oct 20 2023  
(60 Minute Resolution)



# Vehicle Counts By Speed Class

## Daily Overview for Fri Oct 20 2023

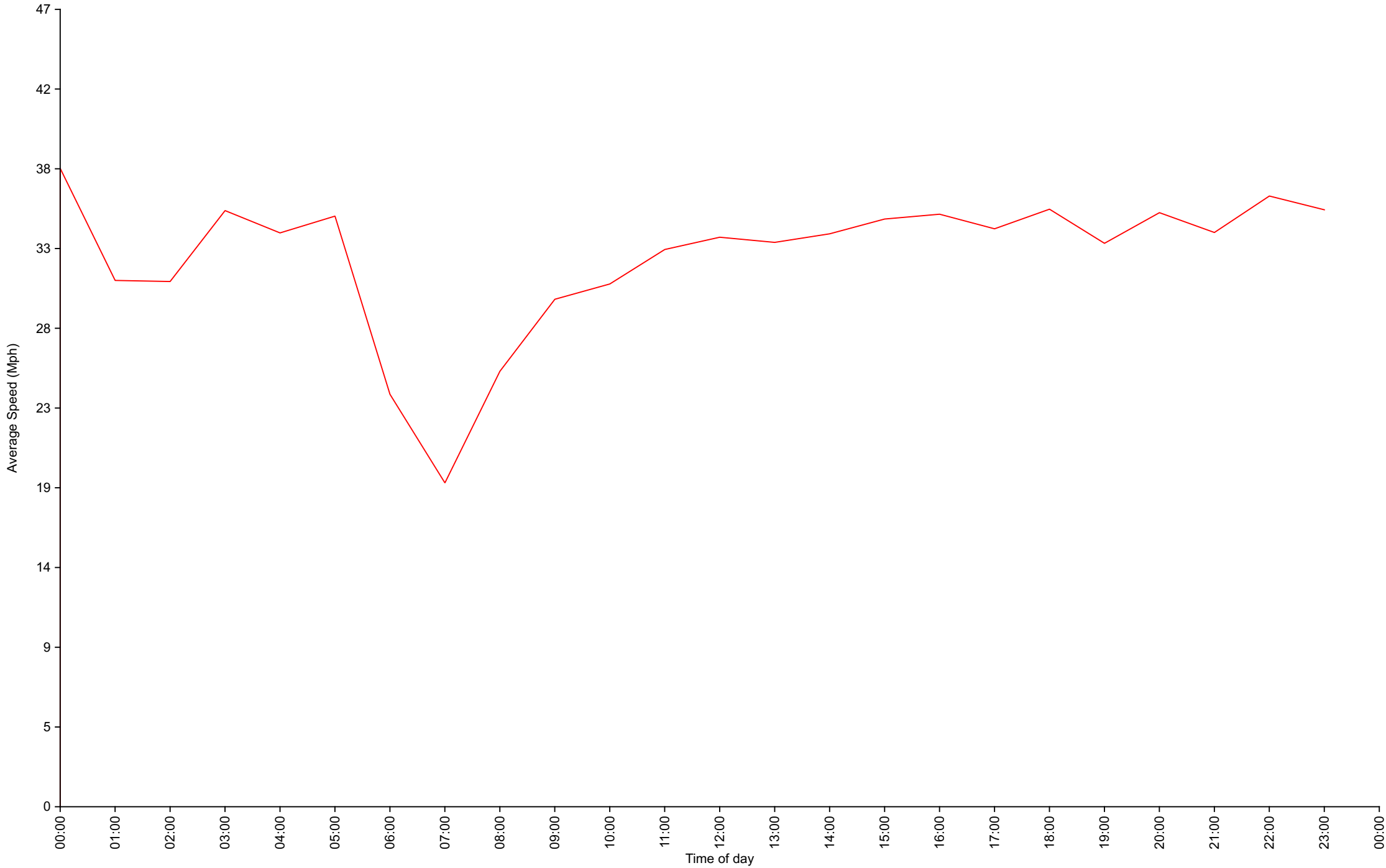




# Average Speed By Hour

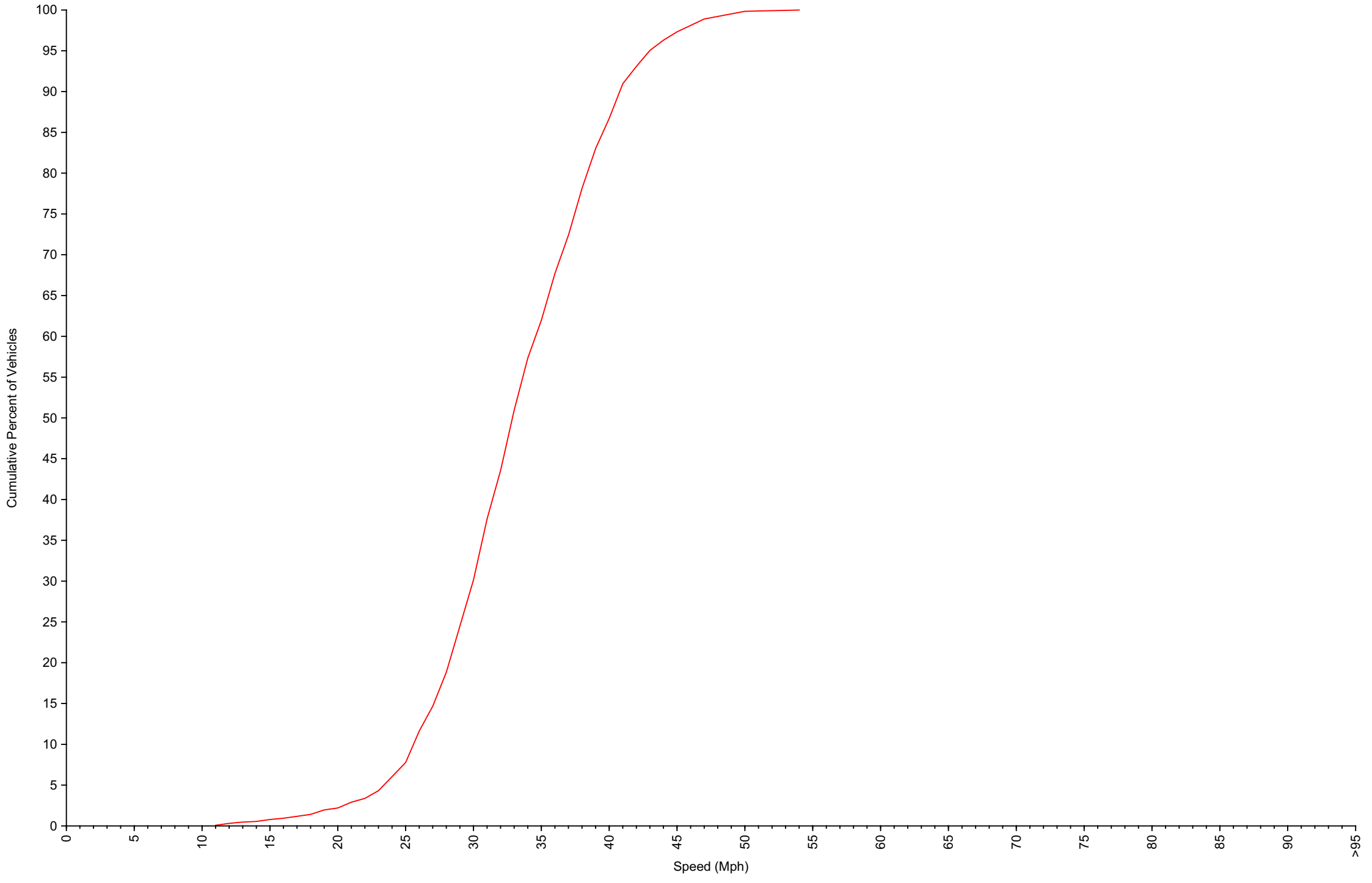
## Daily Overview for Fri Oct 20 2023

(60 Minute Resolution)



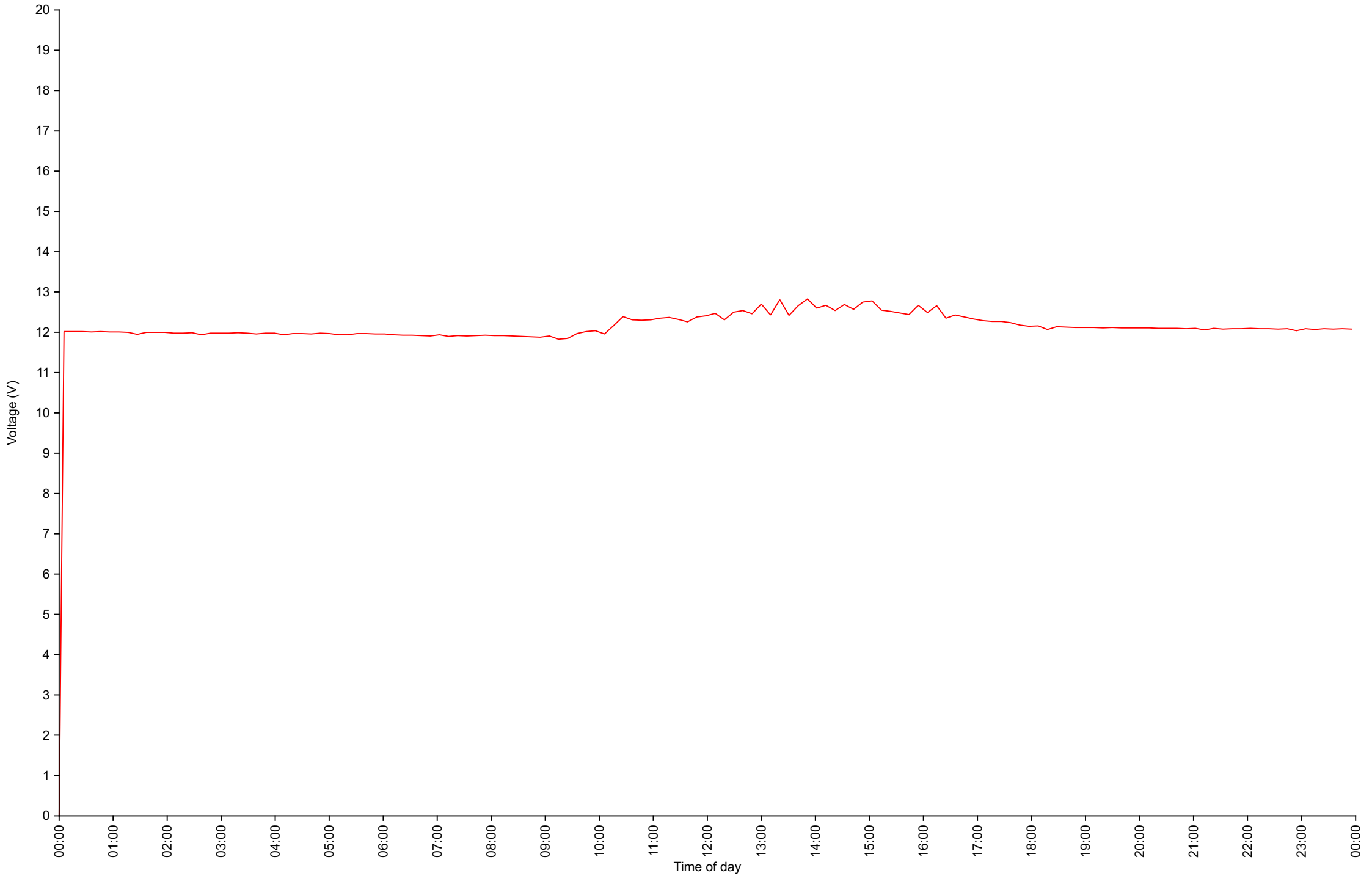
# Cumulative Speed Distribution Curve

## Daily Overview for Fri Oct 20 2023



# Voltage

## Daily Overview for Fri Oct 20 2023



# Traffic Report

Daily Overview for Sat Oct 21 2023

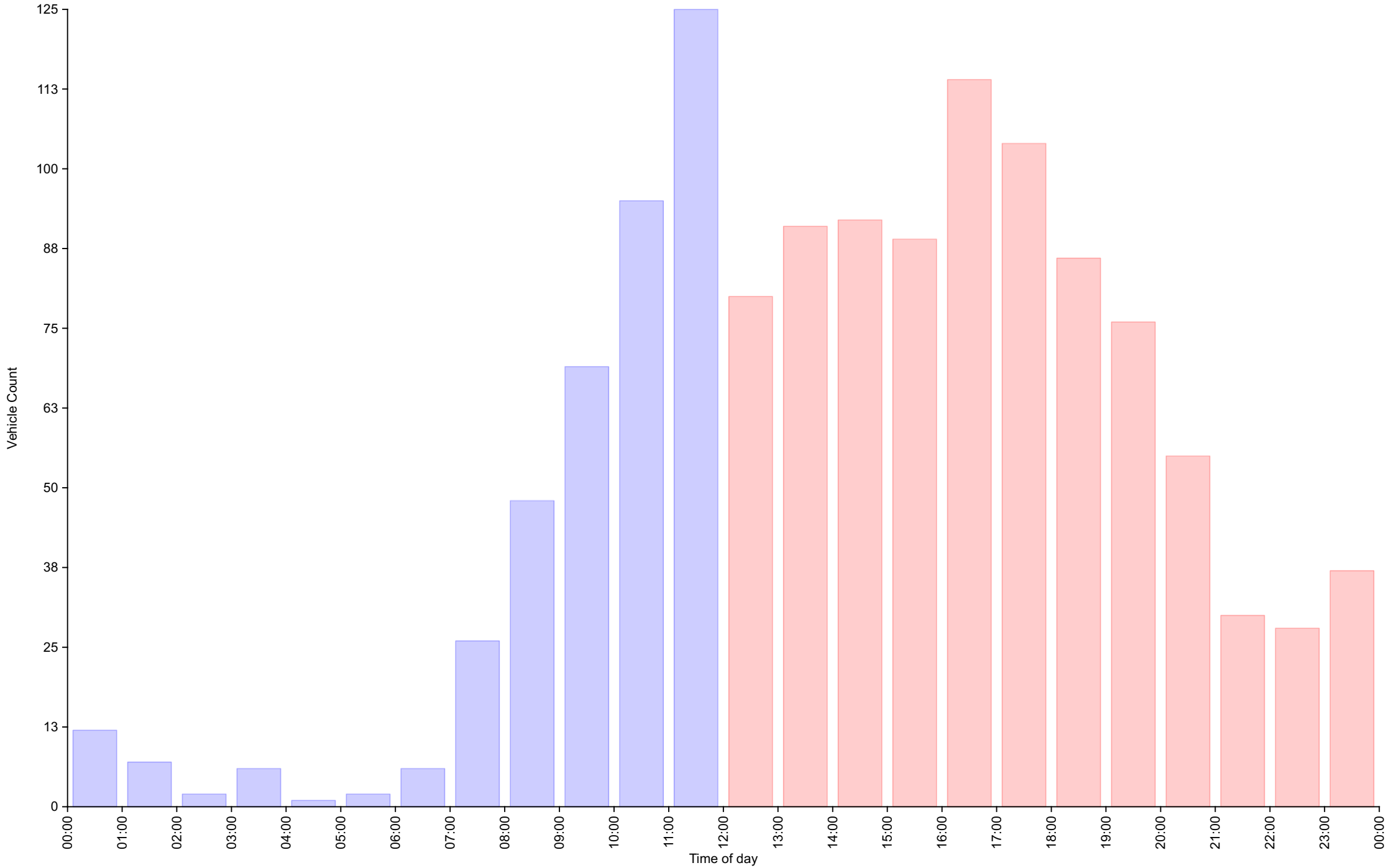
Vehicle Speed Classes (Mph)

|          | <15   | 15<br>20 | 20<br>25 | 25<br>30  | 30<br>35      | 35<br>40   | 40<br>45  | 45<br>50 | 50<br>55 | 55<br>60 | 60<br>65 | 65<br>70 | >70   | Total      | 85th<br>Percentile |
|----------|-------|----------|----------|-----------|---------------|------------|-----------|----------|----------|----------|----------|----------|-------|------------|--------------------|
| 00:00    | 0     | 0        | 0        | 2         | 3             | 5          | 1         | 1        | 0        | 0        | 0        | 0        | 0     | 12         | 38.4               |
| 01:00    | 0     | 0        | 0        | 2         | 2             | 0          | 1         | 2        | 0        | 0        | 0        | 0        | 0     | 7          | <b>44.8</b>        |
| 02:00    | 0     | 0        | 0        | 0         | 2             | 0          | 0         | 0        | 0        | 0        | 0        | 0        | 0     | 2          | 32.0               |
| 03:00    | 0     | 0        | 0        | 2         | 1             | 1          | 1         | 1        | 0        | 0        | 0        | 0        | 0     | 6          | 43.2               |
| 04:00    | 0     | 0        | 0        | 0         | 0             | 1          | 0         | 0        | 0        | 0        | 0        | 0        | 0     | 1          | 38.0               |
| 05:00    | 0     | 0        | 0        | 0         | 1             | 0          | 0         | 1        | 0        | 0        | 0        | 0        | 0     | 2          | 40.8               |
| 06:00    | 0     | 0        | 0        | 1         | 2             | 1          | 1         | 1        | 0        | 0        | 0        | 0        | 0     | 6          | 43.2               |
| 07:00    | 0     | 0        | 0        | 3         | 7             | 7          | 8         | 1        | 0        | 0        | 0        | 0        | 0     | 26         | 41.1               |
| 08:00    | 0     | 0        | 0        | 2         | 14            | 20         | 11        | 1        | 0        | 0        | 0        | 0        | 0     | 48         | 39.8               |
| 09:00    | 0     | 0        | 2        | 10        | 15            | 22         | 15        | 4        | <b>1</b> | 0        | 0        | 0        | 0     | 69         | 40.9               |
| 10:00    | 0     | 0        | 3        | 18        | 25            | 28         | 14        | <b>7</b> | 0        | 0        | 0        | 0        | 0     | 95         | 40.6               |
| 11:00    | 0     | <b>1</b> | <b>4</b> | <b>20</b> | <b>37</b>     | <b>38</b>  | <b>22</b> | 3        | 0        | 0        | 0        | 0        | 0     | <b>125</b> | 39.7               |
| 12:00    | 0     | <b>1</b> | 0        | 17        | 22            | 25         | 11        | 4        | 0        | 0        | 0        | 0        | 0     | 80         | 40.5               |
| 13:00    | 0     | 0        | 1        | 15        | 28            | <b>30</b>  | 14        | 3        | 0        | 0        | 0        | 0        | 0     | 91         | 40.1               |
| 14:00    | 0     | 0        | 2        | 16        | 33            | 23         | 17        | 1        | 0        | 0        | 0        | 0        | 0     | 92         | 39.8               |
| 15:00    | 0     | 0        | <b>4</b> | 16        | 28            | 26         | 12        | 3        | 0        | 0        | 0        | 0        | 0     | 89         | 39.4               |
| 16:00    | 0     | 0        | 1        | 16        | <b>47</b>     | 30         | 16        | 2        | <b>2</b> | 0        | 0        | 0        | 0     | <b>114</b> | 39.4               |
| 17:00    | 0     | 1        | 2        | 12        | 33            | 28         | <b>23</b> | 5        | 0        | 0        | 0        | 0        | 0     | 104        | 40.7               |
| 18:00    | 0     | 0        | 0        | 11        | 26            | 29         | 14        | <b>6</b> | 0        | 0        | 0        | 0        | 0     | 86         | 41.0               |
| 19:00    | 0     | 0        | 3        | <b>21</b> | 20            | 20         | 11        | 1        | 0        | 0        | 0        | 0        | 0     | 76         | 39.6               |
| 20:00    | 0     | 0        | 0        | 8         | 16            | 22         | 5         | 4        | 0        | 0        | 0        | 0        | 0     | 55         | 39.7               |
| 21:00    | 0     | 0        | 0        | 8         | 5             | 5          | 10        | 2        | 0        | 0        | 0        | 0        | 0     | 30         | <b>41.5</b>        |
| 22:00    | 0     | 0        | 4        | 3         | 10            | 6          | 5         | 0        | 0        | 0        | 0        | 0        | 0     | 28         | 38.8               |
| 23:00    | 0     | 0        | 0        | 3         | 13            | 9          | 10        | 2        | 0        | 0        | 0        | 0        | 0     | 37         | 40.9               |
| AM Total | 0     | 1        | 9        | 60        | 109           | <b>123</b> | 74        | 22       | 1        | 0        | 0        | 0        | 0     |            |                    |
| PM Total | 0     | 2        | 17       | 146       | <b>281</b>    | 253        | 148       | 33       | 2        | 0        | 0        | 0        | 0     |            |                    |
| Total    | 0     | 3        | 26       | 206       | <b>390</b>    | 376        | 222       | 55       | 3        | 0        | 0        | 0        | 0     |            |                    |
| Percent  | 0.00% | 0.23%    | 2.03%    | 16.08%    | <b>30.44%</b> | 29.35%     | 17.33%    | 4.29%    | 0.23%    | 0.00%    | 0.00%    | 0.00%    | 0.00% |            |                    |

Total Vehicles : 1281  
 30th Percentile : 31.1 MPH  
 50th Percentile : 34.3 MPH  
 85th Percentile : 40.3 MPH  
 95th Percentile : 43.5 MPH  
 Average Speed : 34.9 MPH  
 Highest Speed : 53.0 MPH

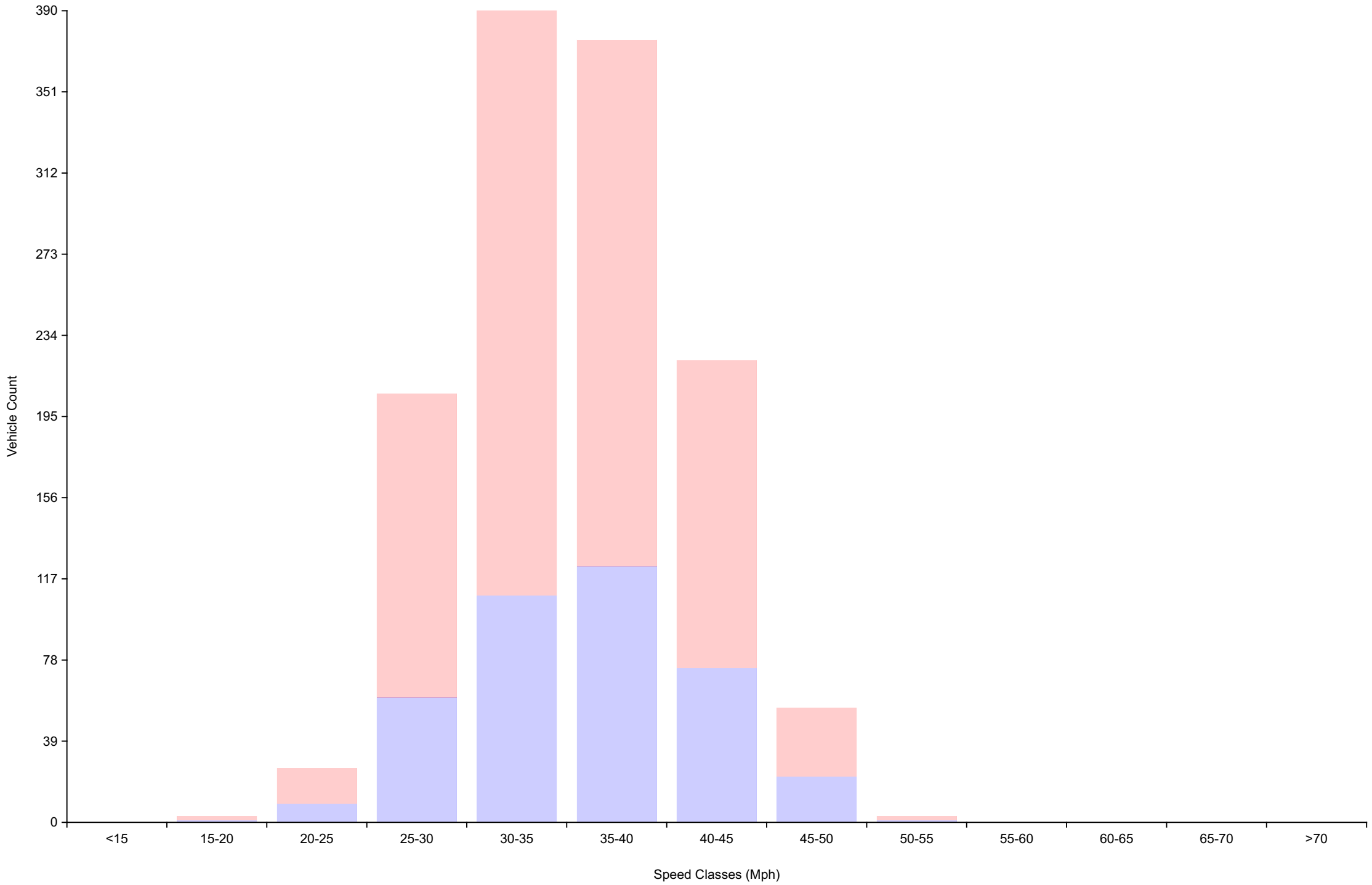
# Vehicle Counts By Hour

Daily Overview for Sat Oct 21 2023  
(60 Minute Resolution)



# Vehicle Counts By Speed Class

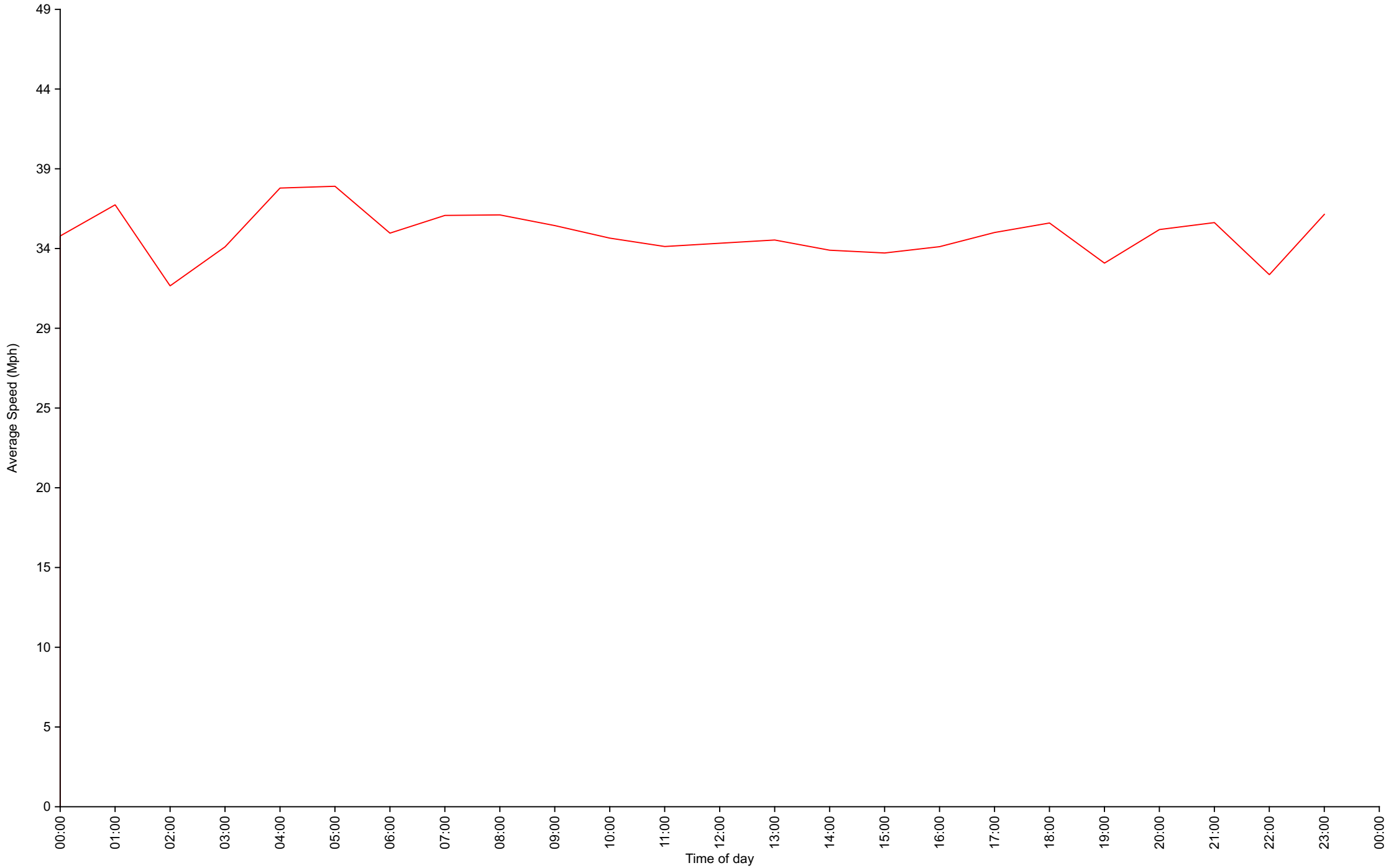
## Daily Overview for Sat Oct 21 2023



# Average Speed By Hour

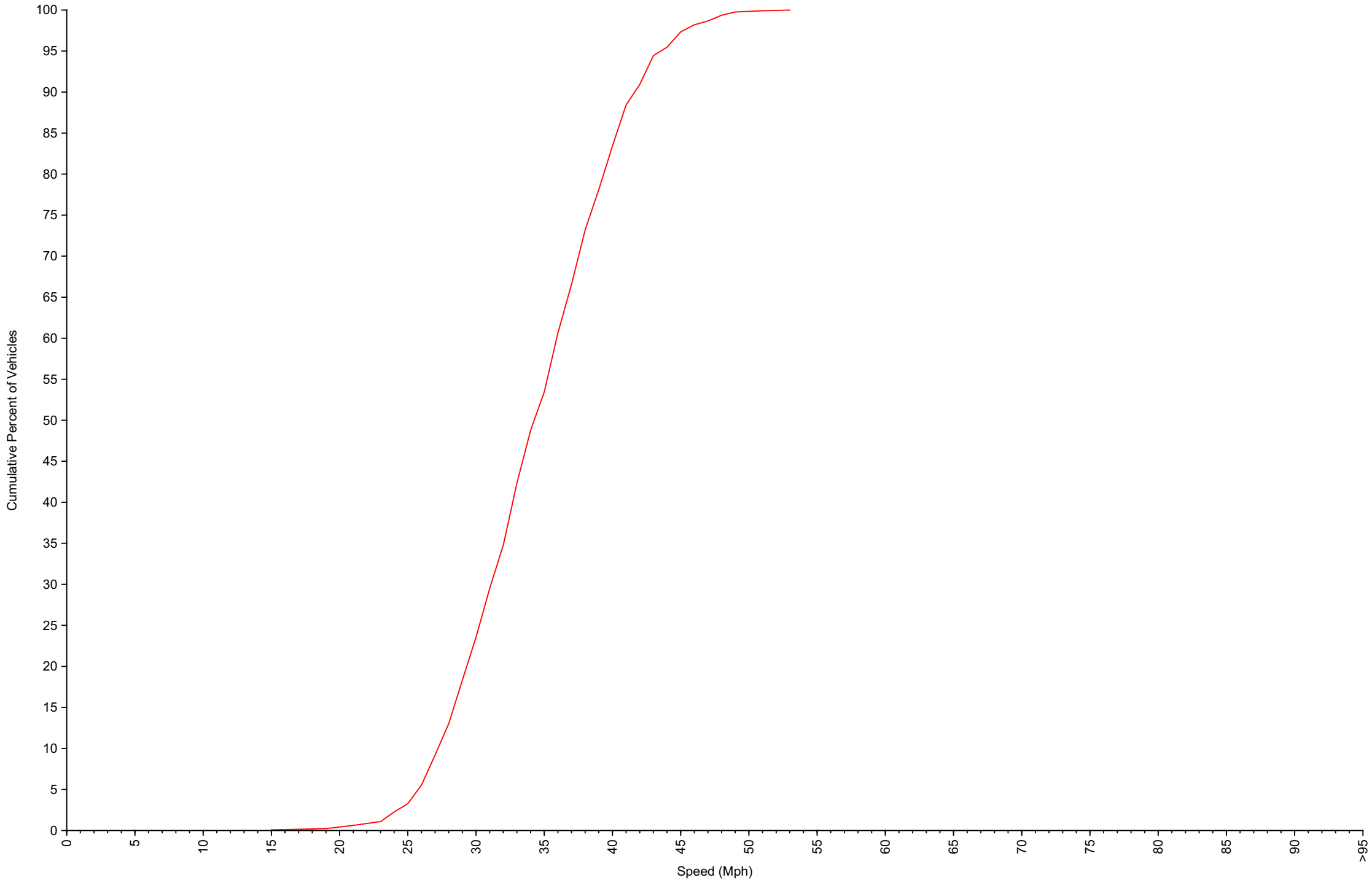
## Daily Overview for Sat Oct 21 2023

(60 Minute Resolution)



# Cumulative Speed Distribution Curve

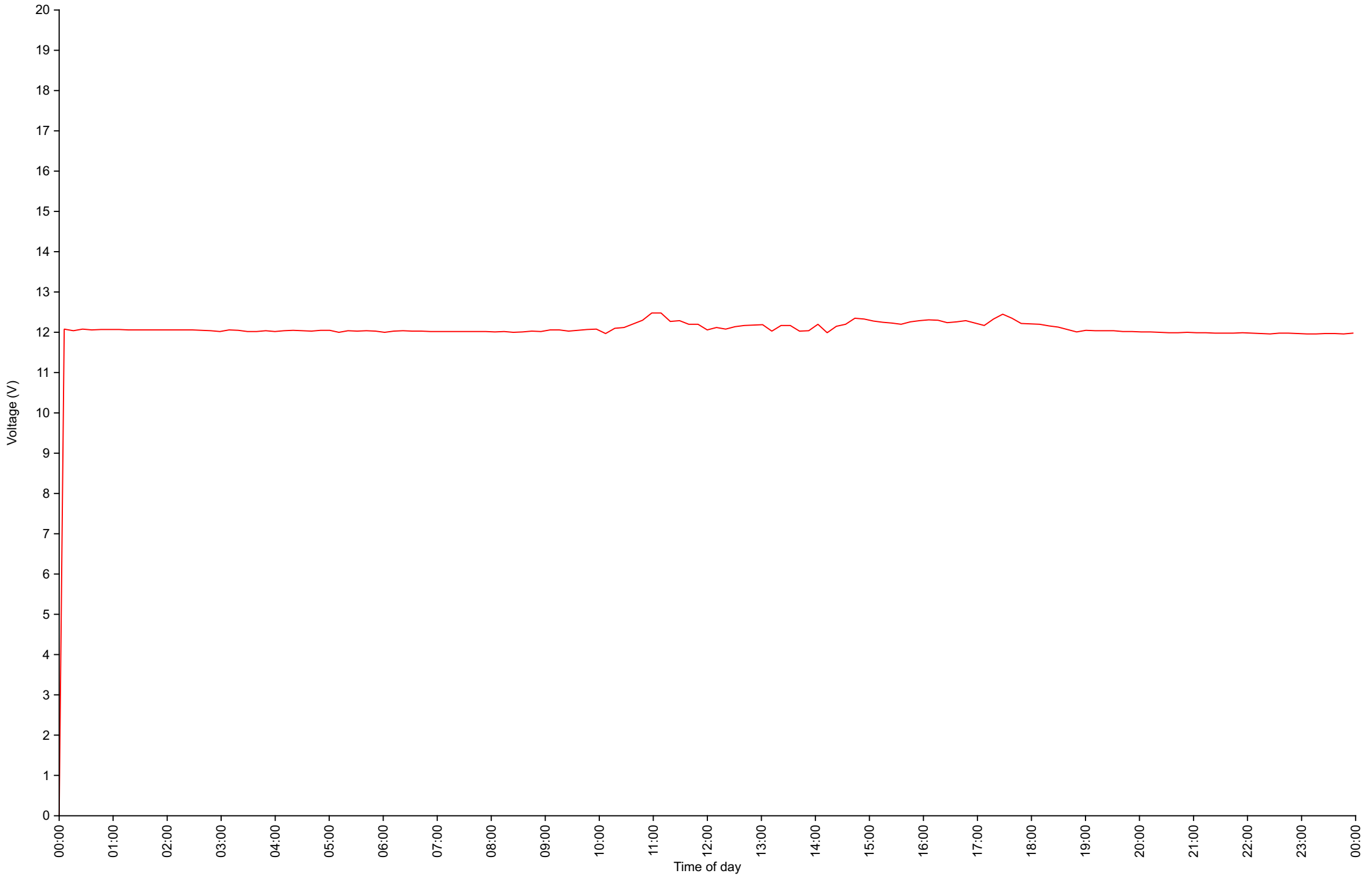
## Daily Overview for Sat Oct 21 2023





# Voltage

## Daily Overview for Sat Oct 21 2023



# Traffic Report

Daily Overview for Sun Oct 22 2023

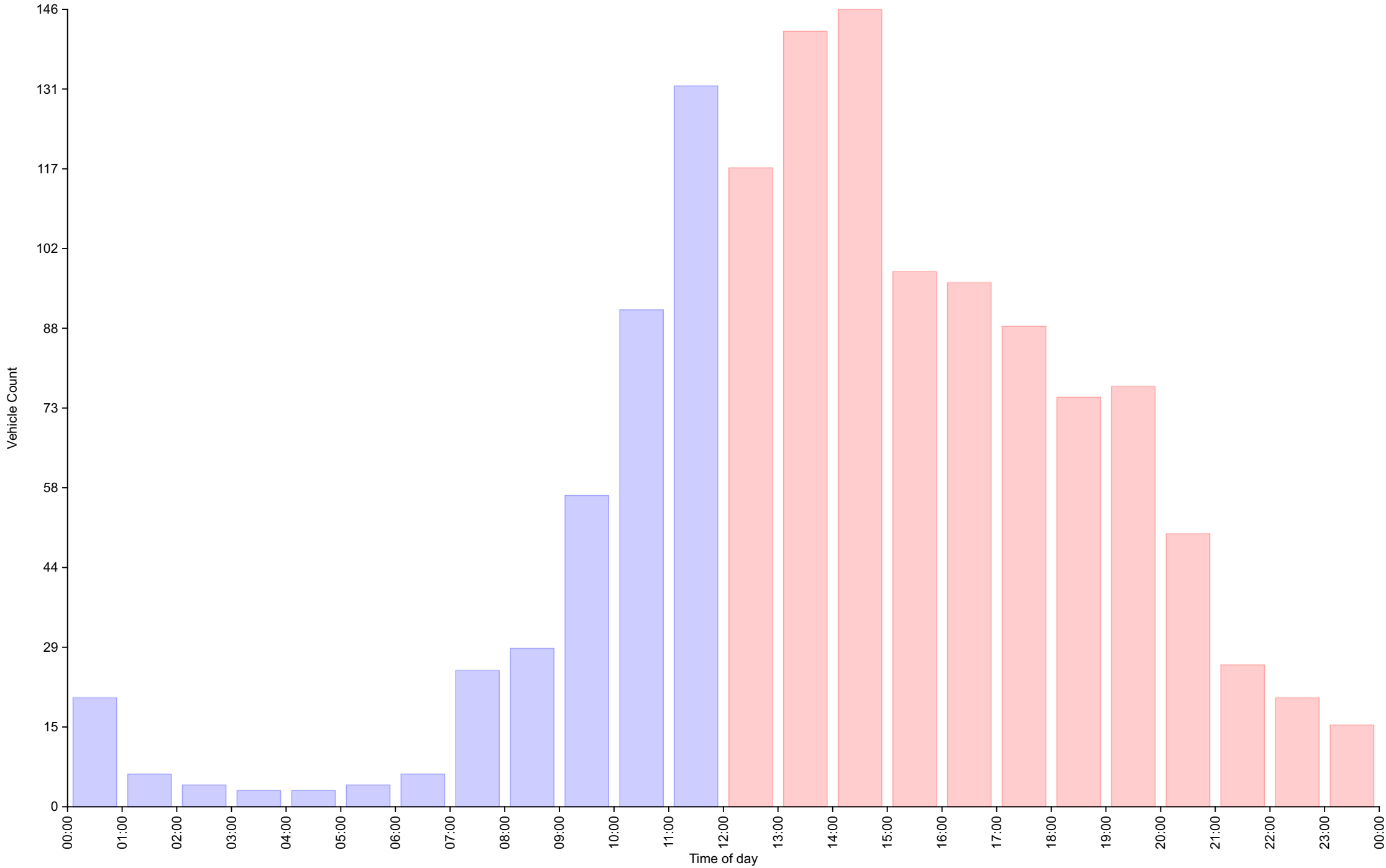
Vehicle Speed Classes (Mph)

|          | <15   | 15<br>20 | 20<br>25 | 25<br>30  | 30<br>35   | 35<br>40      | 40<br>45  | 45<br>50 | 50<br>55 | 55<br>60 | 60<br>65 | 65<br>70 | >70   | Total      | 85th<br>Percentile |
|----------|-------|----------|----------|-----------|------------|---------------|-----------|----------|----------|----------|----------|----------|-------|------------|--------------------|
| 00:00    | 0     | 0        | 0        | 7         | 5          | 6             | 1         | 0        | <b>1</b> | 0        | 0        | 0        | 0     | 20         | 37.0               |
| 01:00    | 0     | 0        | 0        | 1         | 3          | 1             | 1         | 0        | 0        | 0        | 0        | 0        | 0     | 6          | 35.6               |
| 02:00    | 0     | 0        | 0        | 1         | 2          | 1             | 0         | 0        | 0        | 0        | 0        | 0        | 0     | 4          | 34.8               |
| 03:00    | 0     | 0        | 1        | 1         | 1          | 0             | 0         | 0        | 0        | 0        | 0        | 0        | 0     | 3          | 28.9               |
| 04:00    | 0     | 0        | 0        | 0         | 0          | 2             | 1         | 0        | 0        | 0        | 0        | 0        | 0     | 3          | 39.5               |
| 05:00    | 0     | 0        | 0        | 1         | 2          | 0             | 1         | 0        | 0        | 0        | 0        | 0        | 0     | 4          | 37.2               |
| 06:00    | 0     | 0        | 0        | 1         | 0          | 4             | 1         | 0        | 0        | 0        | 0        | 0        | 0     | 6          | 39.5               |
| 07:00    | 0     | 0        | 0        | 5         | 6          | 3             | 4         | <b>7</b> | 0        | 0        | 0        | 0        | 0     | 25         | 43.6               |
| 08:00    | 0     | 0        | 0        | 3         | 6          | 11            | 6         | 1        | 1        | 1        | 0        | 0        | 0     | 29         | 41.6               |
| 09:00    | 0     | 0        | 1        | 5         | 12         | 14            | 19        | 4        | 0        | <b>2</b> | 0        | 0        | 0     | 57         | <b>43.1</b>        |
| 10:00    | 0     | 0        | <b>2</b> | 16        | 29         | 26            | 14        | 3        | 1        | 0        | 0        | 0        | 0     | 91         | 40.3               |
| 11:00    | 0     | <b>1</b> | 0        | <b>21</b> | <b>44</b>  | <b>35</b>     | <b>25</b> | 5        | 0        | 1        | 0        | 0        | 0     | <b>132</b> | 41.0               |
| 12:00    | 0     | 0        | 3        | 15        | 32         | 36            | 22        | <b>8</b> | 1        | 0        | 0        | 0        | 0     | 117        | 41.1               |
| 13:00    | 0     | 0        | <b>6</b> | 17        | 27         | <b>58</b>     | <b>28</b> | 5        | 1        | 0        | 0        | 0        | 0     | 142        | 40.2               |
| 14:00    | 0     | 0        | 2        | <b>20</b> | <b>43</b>  | 49            | 27        | 3        | 1        | <b>1</b> | 0        | 0        | 0     | <b>146</b> | 40.5               |
| 15:00    | 0     | <b>1</b> | 1        | 13        | 27         | 33            | 18        | 5        | 0        | 0        | 0        | 0        | 0     | 98         | 40.3               |
| 16:00    | 0     | 0        | 0        | 13        | 34         | 28            | 17        | 3        | 1        | 0        | 0        | 0        | 0     | 96         | 40.8               |
| 17:00    | 0     | 0        | 2        | 19        | 19         | 29            | 15        | 3        | 1        | 0        | 0        | 0        | 0     | 88         | 40.3               |
| 18:00    | 0     | 0        | 1        | 9         | 25         | 19            | 16        | 5        | 0        | 0        | 0        | 0        | 0     | 75         | 41.4               |
| 19:00    | 0     | 1        | 2        | 17        | 23         | 21            | 10        | 3        | 0        | 0        | 0        | 0        | 0     | 77         | 39.7               |
| 20:00    | 0     | 0        | 1        | 7         | 18         | 15            | 7         | 1        | 0        | 0        | <b>1</b> | 0        | 0     | 50         | 38.8               |
| 21:00    | 0     | 0        | 0        | 3         | 6          | 11            | 3         | 1        | <b>2</b> | 0        | 0        | 0        | 0     | 26         | 41.1               |
| 22:00    | 0     | 0        | 0        | 3         | 4          | 5             | 6         | 2        | 0        | 0        | 0        | 0        | 0     | 20         | <b>43.5</b>        |
| 23:00    | 0     | 0        | 0        | 3         | 4          | 7             | 1         | 0        | 0        | 0        | 0        | 0        | 0     | 15         | 38.4               |
| AM Total | 0     | 1        | 4        | 62        | <b>110</b> | 103           | 73        | 20       | 3        | 4        | 0        | 0        | 0     |            |                    |
| PM Total | 0     | 2        | 18       | 139       | 262        | <b>311</b>    | 170       | 39       | 7        | 1        | 1        | 0        | 0     |            |                    |
| Total    | 0     | 3        | 22       | 201       | 372        | <b>414</b>    | 243       | 59       | 10       | 5        | 1        | 0        | 0     |            |                    |
| Percent  | 0.00% | 0.23%    | 1.65%    | 15.11%    | 27.97%     | <b>31.13%</b> | 18.27%    | 4.44%    | 0.75%    | 0.38%    | 0.08%    | 0.00%    | 0.00% |            |                    |

Total Vehicles : 1330  
 30th Percentile : 31.6 MPH  
 50th Percentile : 34.9 MPH  
 85th Percentile : 40.7 MPH  
 95th Percentile : 44.4 MPH  
 Average Speed : 35.3 MPH  
 Highest Speed : 64.0 MPH

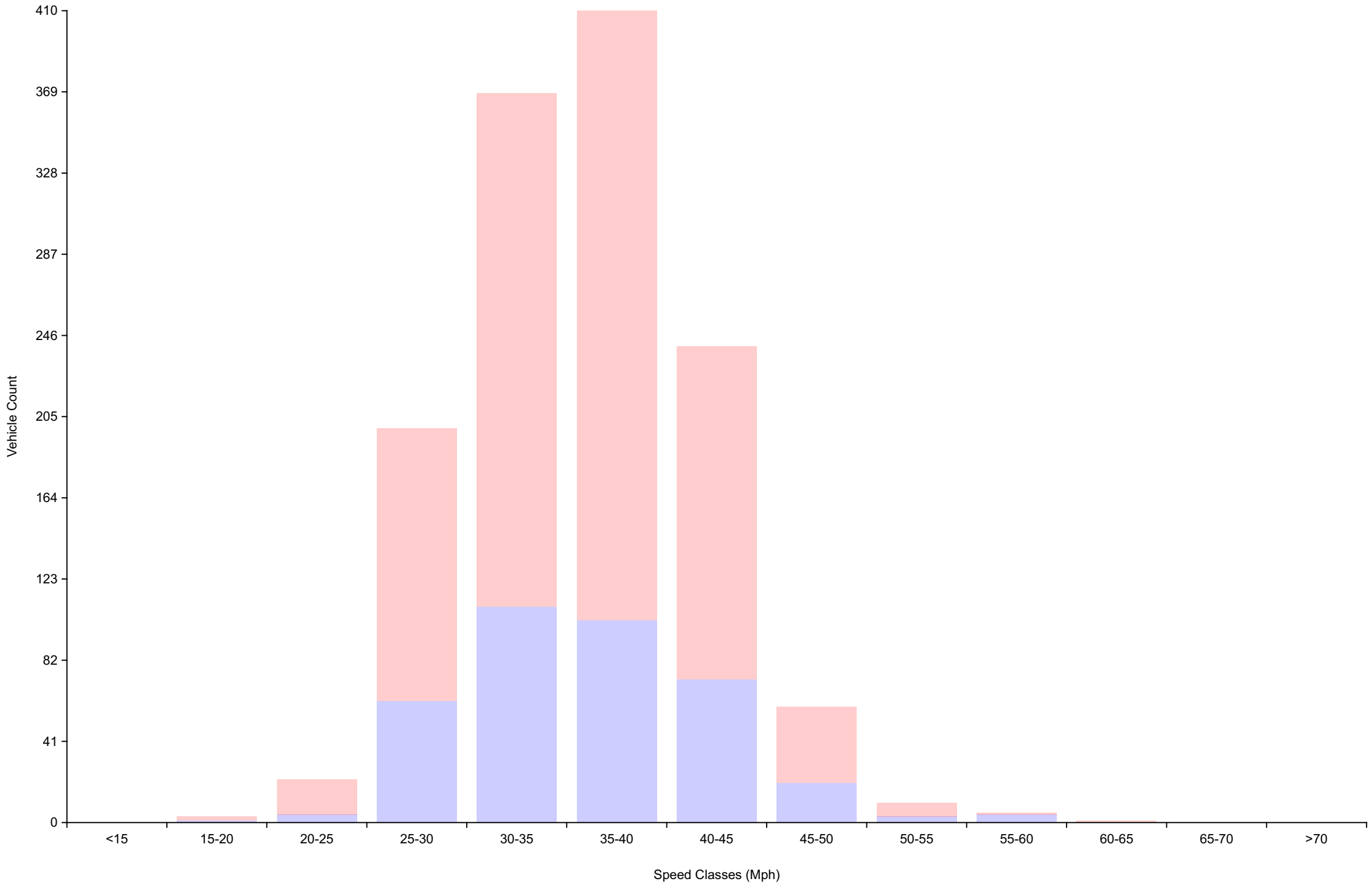
# Vehicle Counts By Hour

Daily Overview for Sun Oct 22 2023  
(60 Minute Resolution)

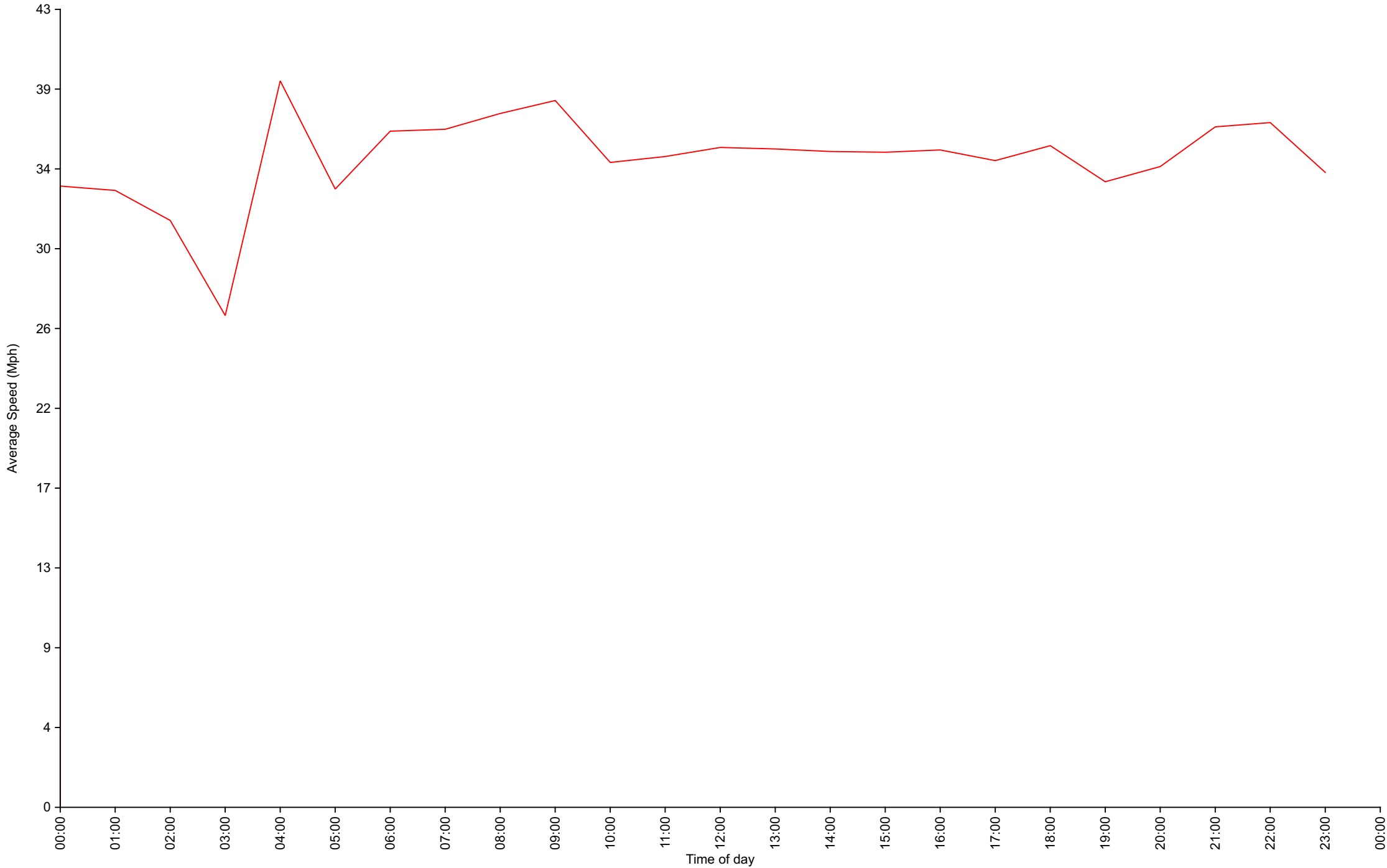


# Vehicle Counts By Speed Class

## Daily Overview for Sun Oct 22 2023

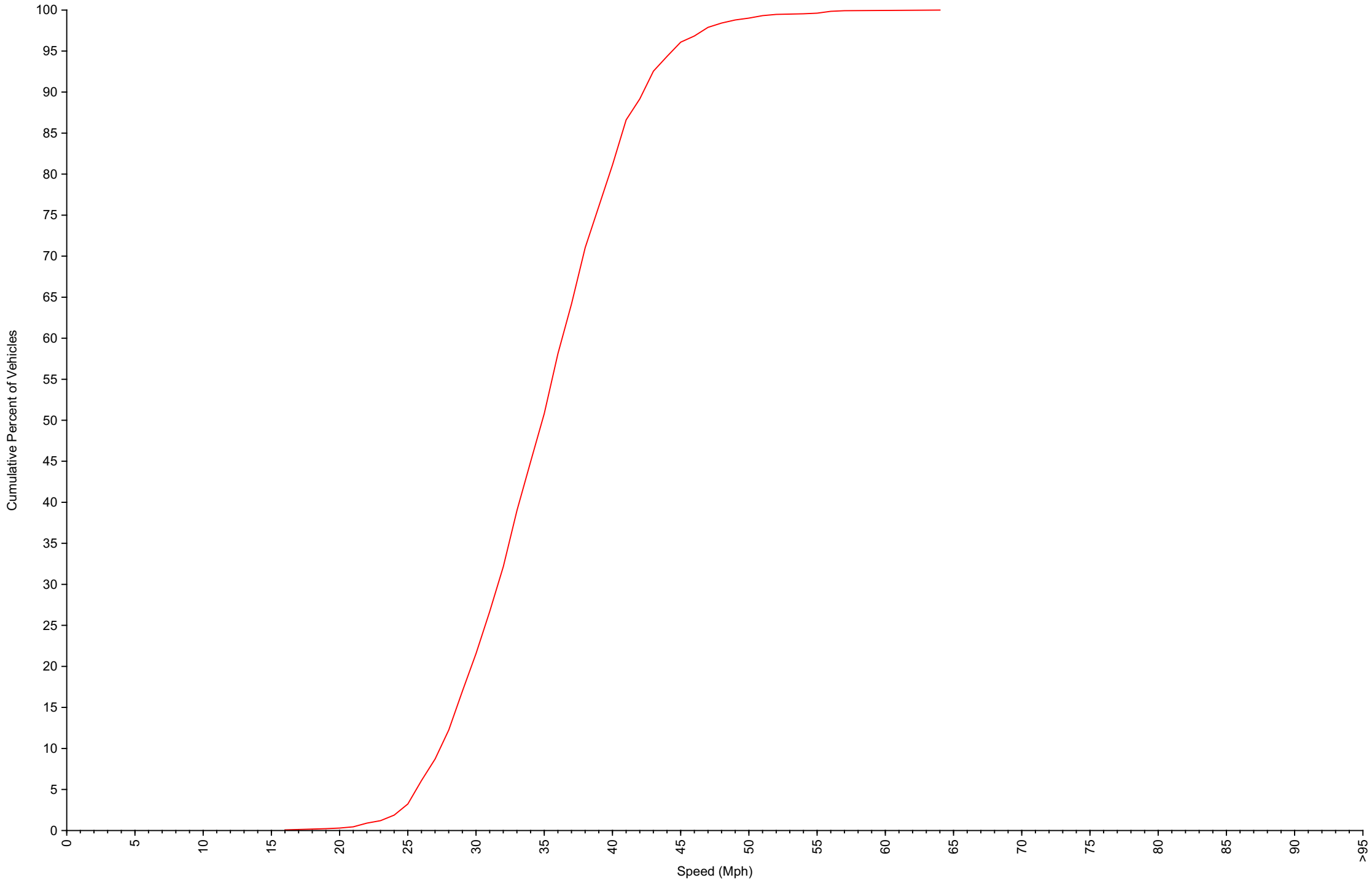


Average Speed By Hour  
Daily Overview for Sun Oct 22 2023  
(60 Minute Resolution)



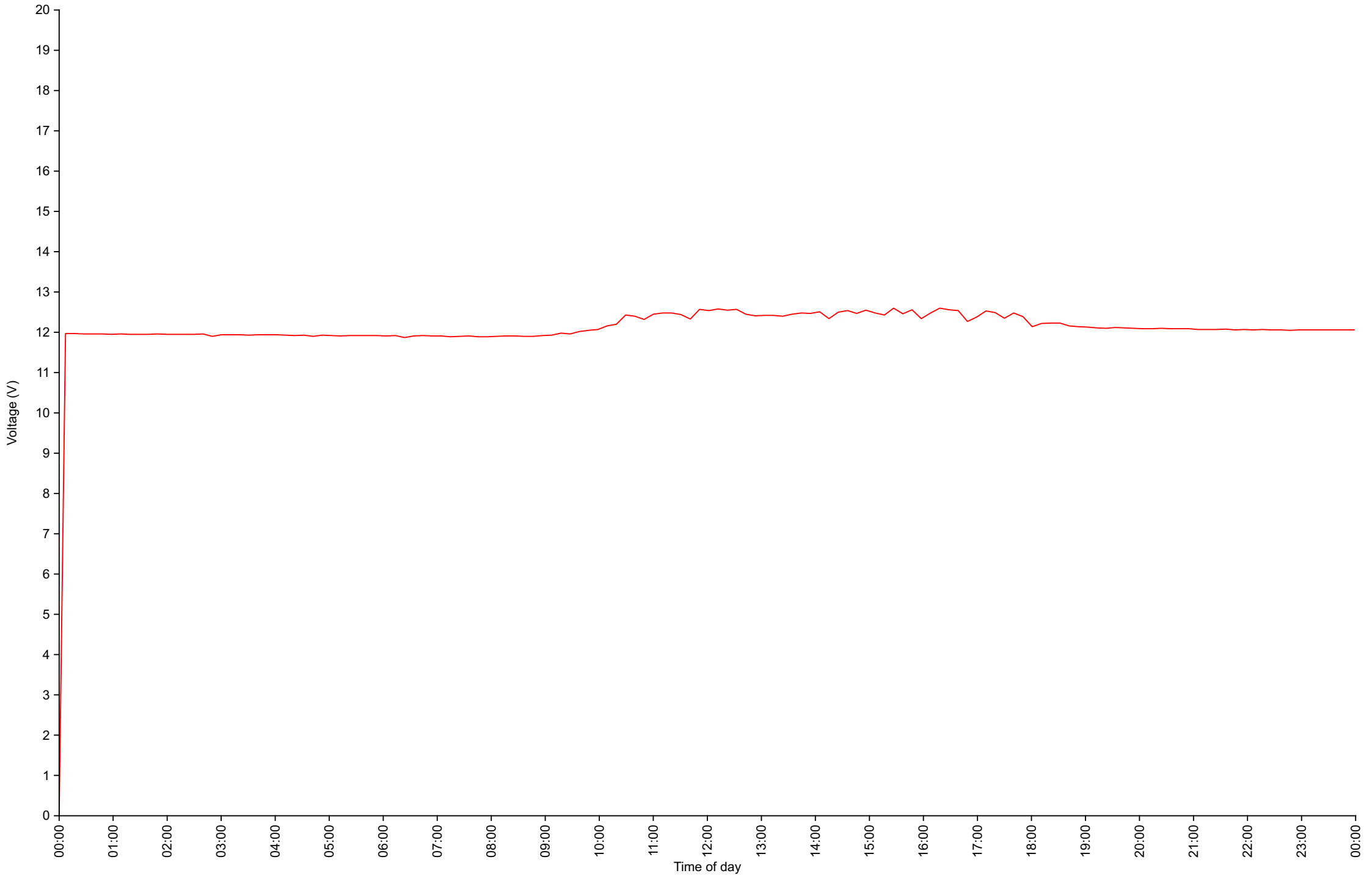
# Cumulative Speed Distribution Curve

## Daily Overview for Sun Oct 22 2023



# Voltage

## Daily Overview for Sun Oct 22 2023



# Traffic Report

Daily Overview for Mon Oct 23 2023

*Vehicle Speed Classes (Mph)*

|          | <15   | 15<br>20 | 20<br>25 | 25<br>30  | 30<br>35  | 35<br>40      | 40<br>45  | 45<br>50 | 50<br>55 | 55<br>60 | 60<br>65 | 65<br>70 | >70   | Total      | 85th<br>Percentile |
|----------|-------|----------|----------|-----------|-----------|---------------|-----------|----------|----------|----------|----------|----------|-------|------------|--------------------|
| 00:00    | 0     | 0        | 0        | 1         | 1         | 0             | 0         | 0        | 0        | 0        | 0        | 0        | 0     | 2          | 30.2               |
| 01:00    | 0     | 0        | 0        | 0         | 0         | 1             | 0         | 0        | 0        | 0        | 0        | 0        | 0     | 1          | 39.2               |
| 02:00    | 0     | 0        | 0        | 0         | 2         | 1             | 1         | 1        | 0        | 0        | 0        | 0        | 0     | 5          | 43.0               |
| 03:00    | 0     | 0        | 0        | 0         | 1         | 0             | 1         | 0        | 0        | 0        | 0        | 0        | 0     | 2          | 38.7               |
| 04:00    | 0     | 0        | 0        | 0         | 0         | 1             | 0         | 0        | 0        | 0        | 0        | 0        | 0     | 1          | 34.7               |
| 05:00    | 0     | 0        | 0        | 0         | 3         | 1             | 5         | 2        | 1        | 0        | 0        | 0        | 0     | 12         | <b>46.6</b>        |
| 06:00    | 0     | 0        | 0        | 3         | 7         | 12            | 4         | <b>7</b> | 0        | 0        | 0        | 0        | 0     | 33         | 44.5               |
| 07:00    | 0     | 1        | 1        | 11        | 15        | 32            | 12        | 3        | 0        | 0        | 0        | 0        | 0     | 75         | 39.8               |
| 08:00    | 0     | 0        | <b>3</b> | 27        | <b>43</b> | <b>43</b>     | 18        | 6        | 0        | 0        | 0        | 0        | 0     | <b>140</b> | 40.0               |
| 09:00    | 0     | 1        | 2        | <b>43</b> | 39        | 36            | 18        | 0        | 0        | 0        | 0        | 0        | 0     | 139        | 38.5               |
| 10:00    | 0     | <b>2</b> | 3        | 25        | 27        | 29            | <b>20</b> | 3        | 1        | 0        | 0        | 0        | 0     | 110        | 40.5               |
| 11:00    | 0     | 0        | 2        | 26        | 30        | 32            | 9         | 7        | <b>3</b> | 0        | 0        | 0        | 0     | 109        | 39.9               |
| 12:00    | 0     | 0        | 7        | 32        | 33        | 29            | 13        | 3        | 0        | 0        | 0        | 0        | 0     | 117        | 38.7               |
| 13:00    | 0     | 1        | 6        | 26        | 38        | 45            | 23        | 5        | 1        | 0        | 0        | 0        | 0     | 145        | 40.3               |
| 14:00    | 0     | 0        | 7        | <b>45</b> | 33        | 34            | 21        | 8        | 1        | 0        | 0        | <b>1</b> | 0     | 150        | 39.9               |
| 15:00    | 0     | 0        | <b>8</b> | 29        | 33        | 32            | 14        | 1        | 0        | <b>1</b> | 0        | 0        | 0     | 118        | 38.7               |
| 16:00    | 0     | <b>3</b> | 4        | 24        | 35        | <b>51</b>     | <b>31</b> | <b>9</b> | 0        | 0        | 0        | 0        | 0     | <b>157</b> | 40.6               |
| 17:00    | 0     | 0        | 6        | 24        | <b>53</b> | 42            | 18        | 5        | <b>2</b> | 0        | 0        | 0        | 0     | 150        | 39.8               |
| 18:00    | 0     | 1        | 1        | 18        | 39        | 39            | 19        | 8        | 0        | 0        | 0        | 0        | 0     | 125        | 41.0               |
| 19:00    | 0     | 0        | 2        | 24        | 23        | 22            | 14        | 3        | 0        | 0        | 0        | 0        | 0     | 88         | 39.8               |
| 20:00    | 0     | 0        | 2        | 20        | 11        | 15            | 7         | 3        | 1        | 0        | 0        | 0        | 0     | 59         | 39.7               |
| 21:00    | 0     | 0        | 0        | 10        | 17        | 13            | 7         | 0        | 1        | 0        | 0        | 0        | 0     | 48         | 39.4               |
| 22:00    | 0     | 0        | 1        | 1         | 2         | 11            | 1         | 4        | 1        | 0        | 0        | 0        | 0     | 21         | <b>43.1</b>        |
| 23:00    | 0     | 0        | 0        | 3         | 5         | 2             | 2         | 1        | 0        | 0        | 0        | 0        | 0     | 13         | 40.2               |
| AM Total | 0     | 4        | 11       | 136       | 168       | <b>188</b>    | 88        | 29       | 5        | 0        | 0        | 0        | 0     |            |                    |
| PM Total | 0     | 5        | 44       | 256       | 322       | <b>335</b>    | 170       | 50       | 7        | 1        | 0        | 1        | 0     |            |                    |
| Total    | 0     | 9        | 55       | 392       | 490       | <b>523</b>    | 258       | 79       | 12       | 1        | 0        | 1        | 0     |            |                    |
| Percent  | 0.00% | 0.49%    | 3.02%    | 21.54%    | 26.92%    | <b>28.74%</b> | 14.18%    | 4.34%    | 0.66%    | 0.05%    | 0.00%    | 0.05%    | 0.00% |            |                    |

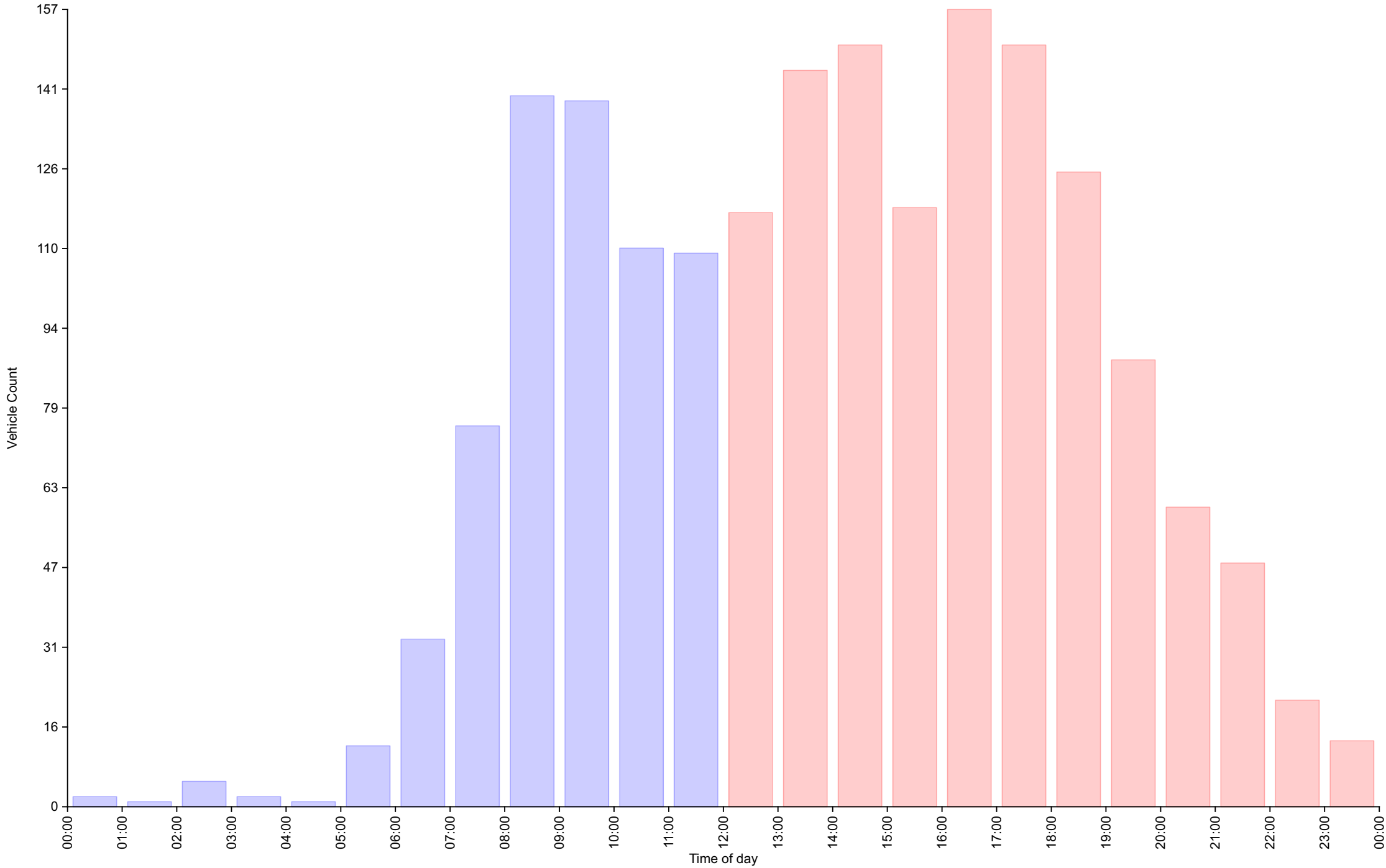
Total Vehicles : 1820  
 30th Percentile : 30.2 MPH  
 50th Percentile : 33.7 MPH  
 85th Percentile : 40.0 MPH  
 95th Percentile : 44.1 MPH  
 Average Speed : 34.3 MPH  
 Highest Speed : 65.1 MPH



# Vehicle Counts By Hour

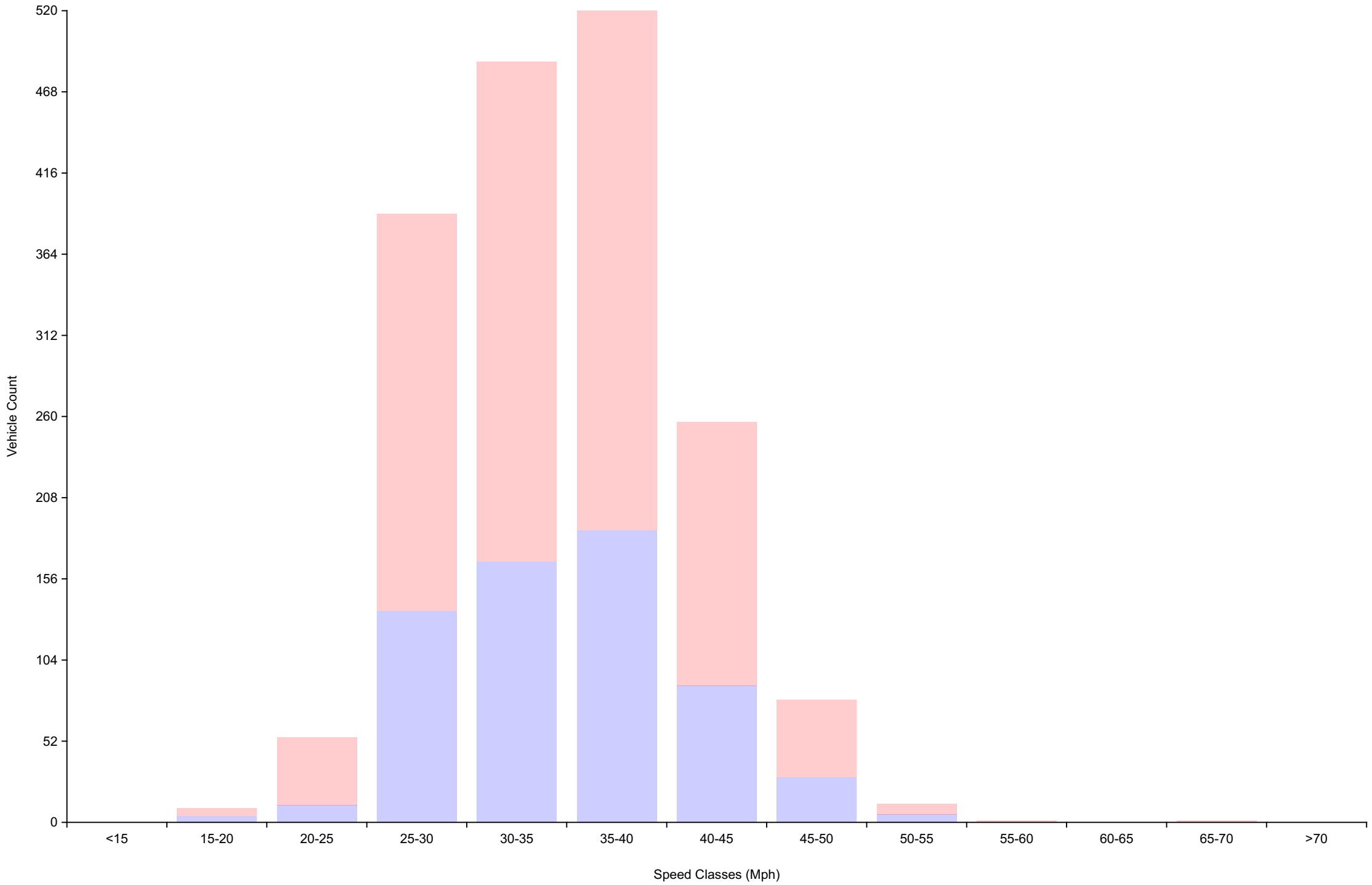
## Daily Overview for Mon Oct 23 2023

(60 Minute Resolution)



# Vehicle Counts By Speed Class

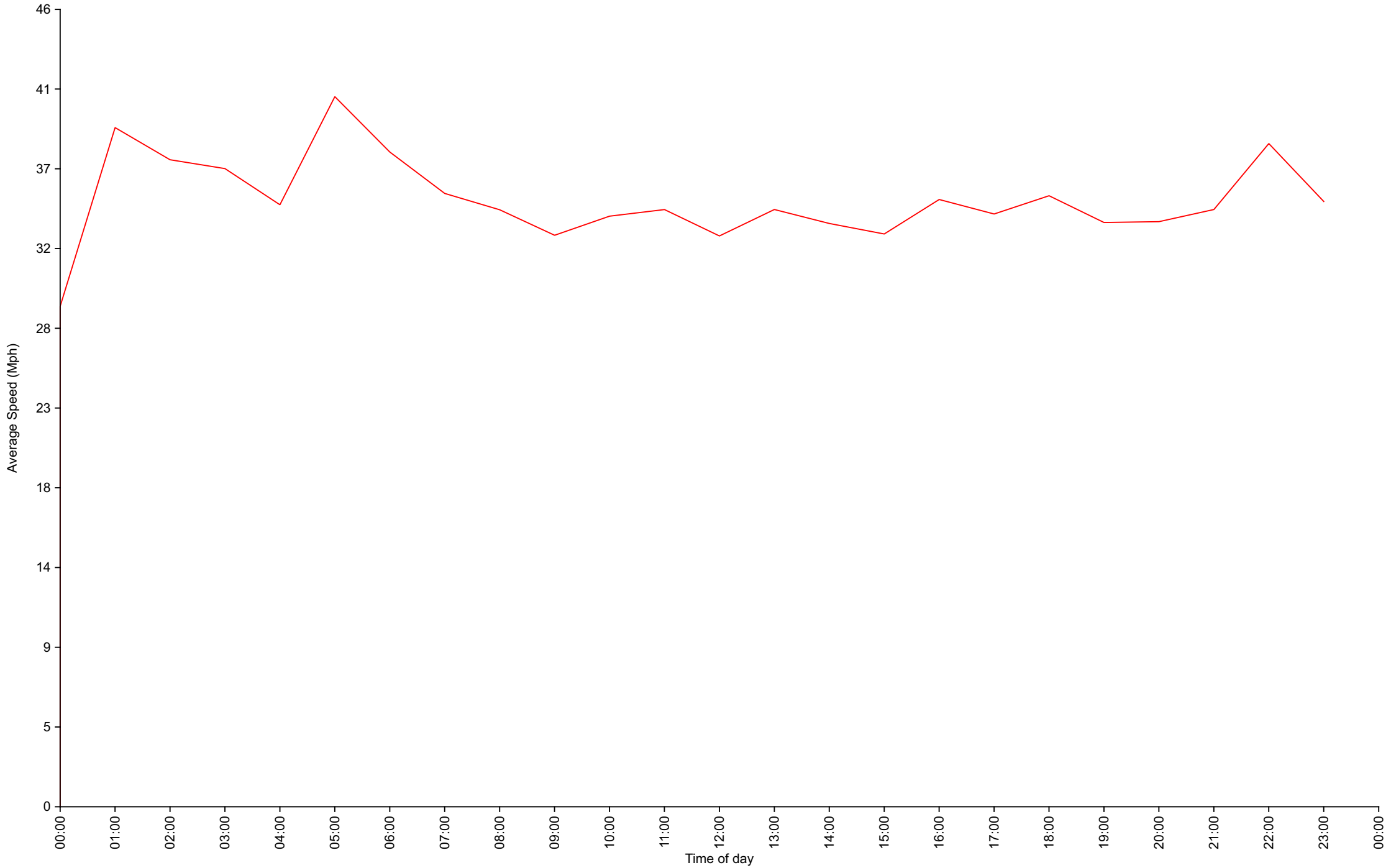
## Daily Overview for Mon Oct 23 2023



# Average Speed By Hour

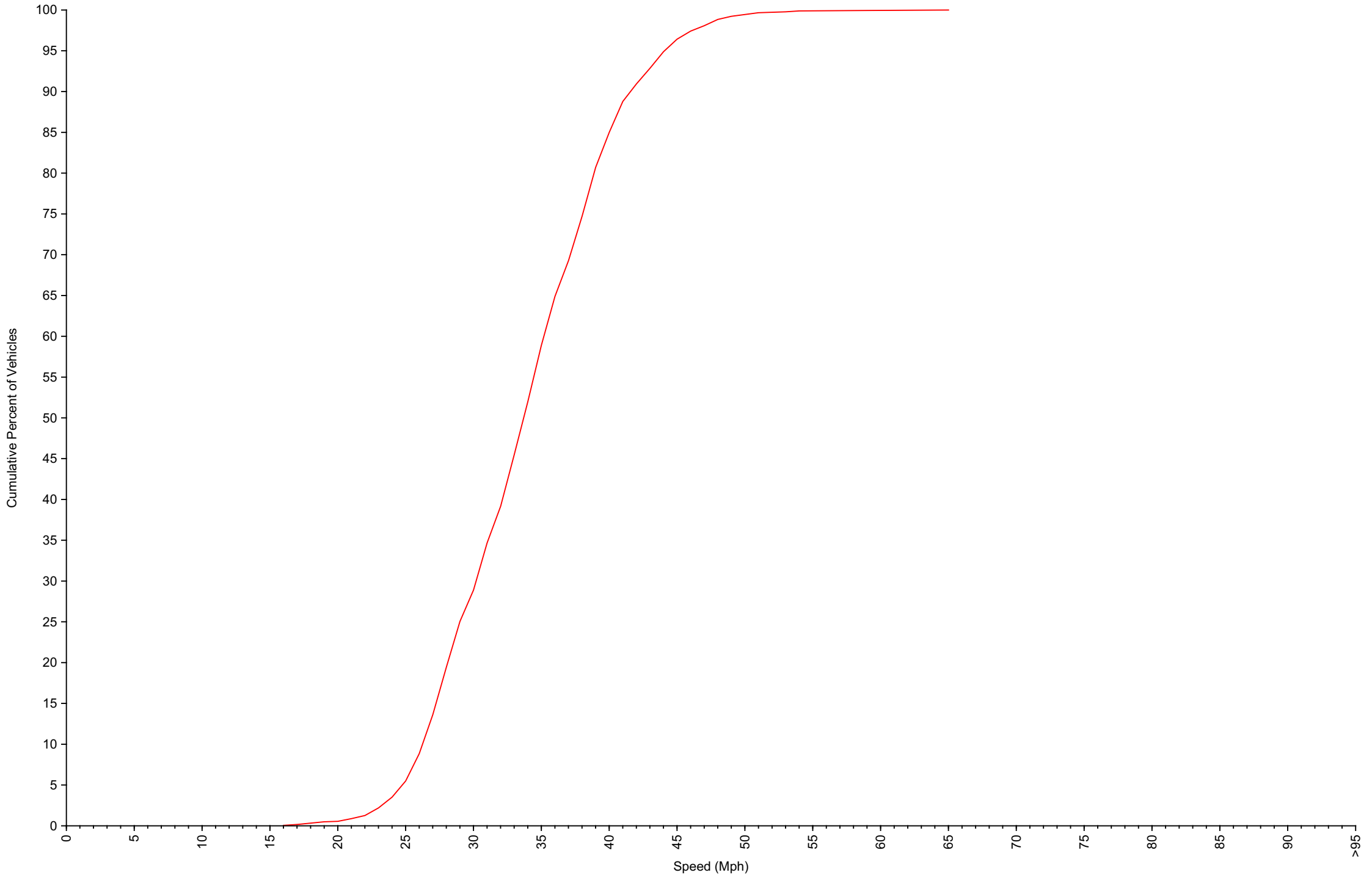
## Daily Overview for Mon Oct 23 2023

(60 Minute Resolution)



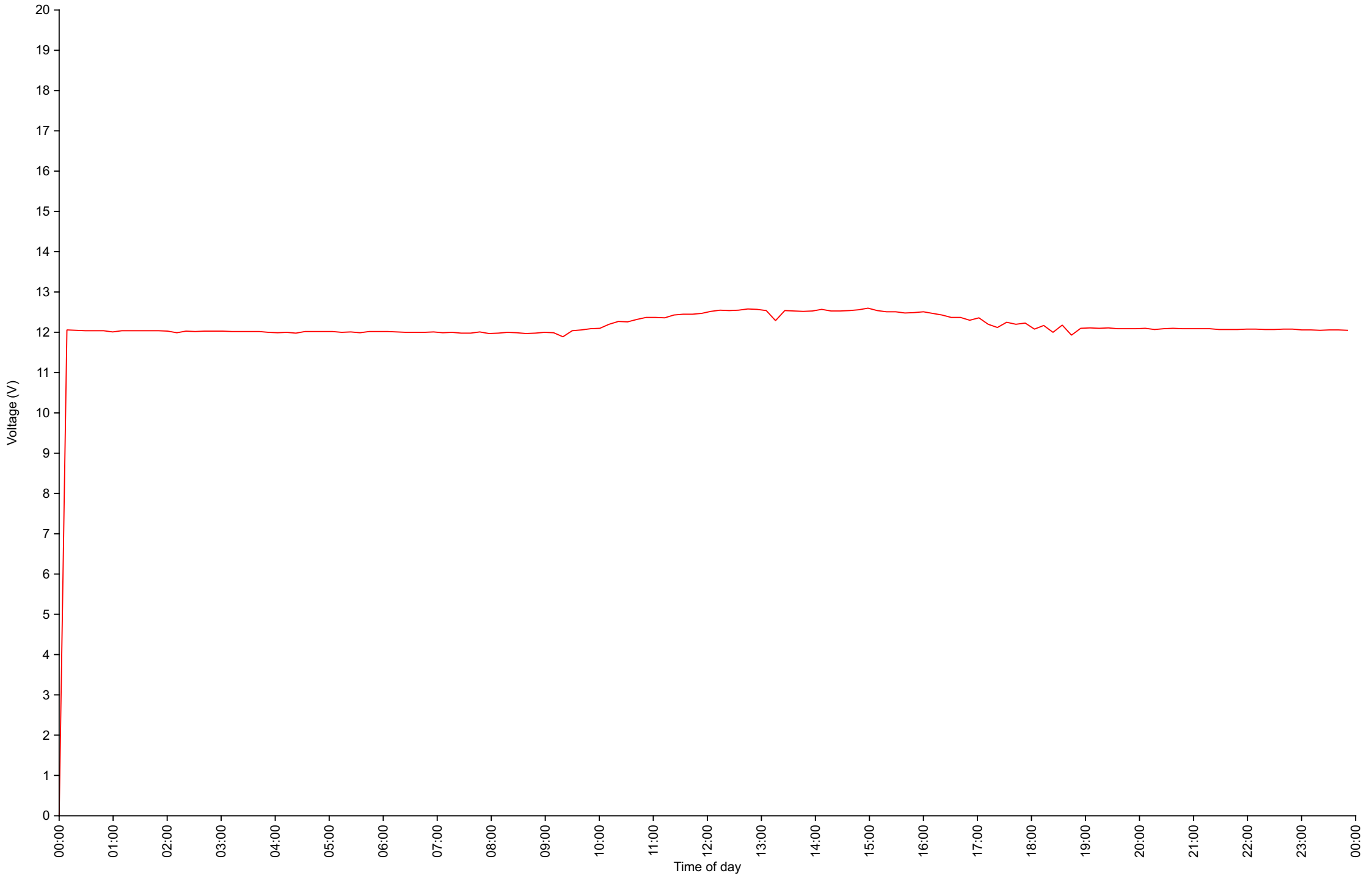
# Cumulative Speed Distribution Curve

## Daily Overview for Mon Oct 23 2023



# Voltage

## Daily Overview for Mon Oct 23 2023



# Traffic Report

Daily Overview for Tue Oct 24 2023

Vehicle Speed Classes (Mph)

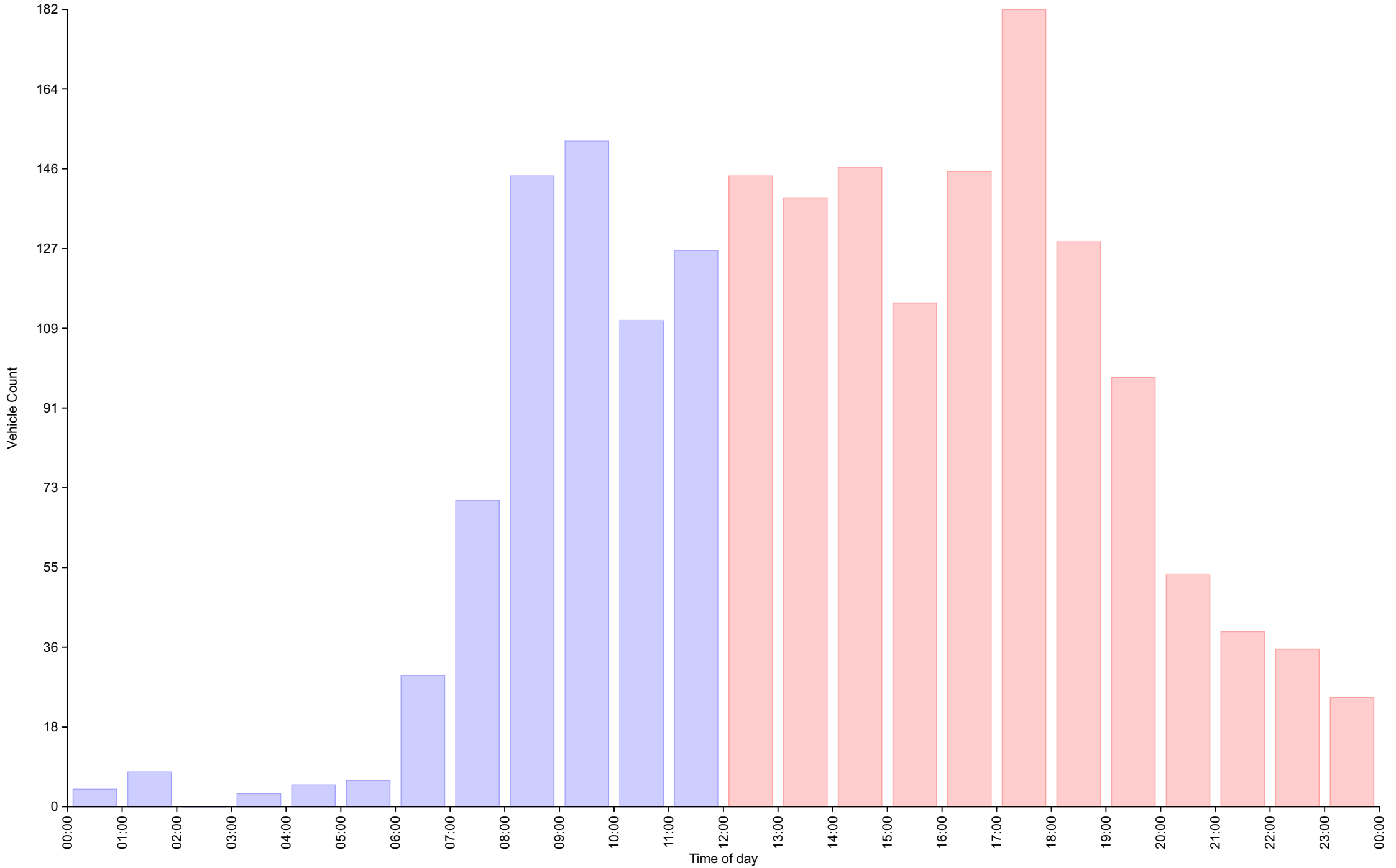
|          | <15      | 15<br>20 | 20<br>25 | 25<br>30  | 30<br>35      | 35<br>40  | 40<br>45  | 45<br>50  | 50<br>55 | 55<br>60 | 60<br>65 | 65<br>70 | >70   | Total      | 85th<br>Percentile |
|----------|----------|----------|----------|-----------|---------------|-----------|-----------|-----------|----------|----------|----------|----------|-------|------------|--------------------|
| 00:00    | 0        | 0        | 0        | 1         | 2             | 0         | 1         | 0         | 0        | 0        | 0        | 0        | 0     | 4          | 36.4               |
| 01:00    | 0        | 0        | 0        | 0         | 3             | 1         | 4         | 0         | 0        | 0        | 0        | 0        | 0     | 8          | 41.2               |
| 02:00    | 0        | 0        | 0        | 0         | 0             | 0         | 0         | 0         | 0        | 0        | 0        | 0        | 0     | 0          | 0.0                |
| 03:00    | 0        | 0        | 0        | 1         | 0             | 1         | 1         | 0         | 0        | 0        | 0        | 0        | 0     | 3          | 38.2               |
| 04:00    | 0        | 0        | 0        | 0         | 1             | 3         | 1         | 0         | 0        | 0        | 0        | 0        | 0     | 5          | 39.0               |
| 05:00    | 0        | 0        | 0        | 0         | 0             | 2         | 4         | 0         | 0        | 0        | 0        | 0        | 0     | 6          | 43.5               |
| 06:00    | 0        | 0        | 0        | 4         | 10            | 8         | 6         | 2         | 0        | 0        | 0        | 0        | 0     | 30         | 42.2               |
| 07:00    | 0        | 0        | 4        | 15        | 14            | 12        | 17        | 7         | 0        | <b>1</b> | 0        | 0        | 0     | 70         | <b>43.2</b>        |
| 08:00    | 0        | 0        | 5        | 26        | <b>43</b>     | <b>46</b> | 18        | 5         | 1        | 0        | 0        | 0        | 0     | 144        | 39.4               |
| 09:00    | 0        | <b>2</b> | 5        | <b>38</b> | 38            | 36        | 21        | <b>10</b> | <b>2</b> | 0        | 0        | 0        | 0     | <b>152</b> | 40.8               |
| 10:00    | 0        | 0        | <b>7</b> | 24        | 34            | 26        | 15        | 5         | 0        | 0        | 0        | 0        | 0     | 111        | 40.2               |
| 11:00    | 0        | 0        | 2        | 20        | 39            | 39        | <b>22</b> | 5         | 0        | 0        | 0        | 0        | 0     | 127        | 40.5               |
| 12:00    | <b>1</b> | 0        | <b>6</b> | 28        | 37            | 49        | 21        | 1         | 1        | 0        | 0        | 0        | 0     | 144        | 39.7               |
| 13:00    | 1        | 0        | 2        | 24        | 46            | 40        | 16        | <b>9</b>  | 1        | 0        | 0        | 0        | 0     | 139        | 40.2               |
| 14:00    | 0        | 0        | 6        | 25        | 44            | 44        | 20        | 6         | 1        | 0        | 0        | 0        | 0     | 146        | 39.7               |
| 15:00    | 0        | 0        | 5        | 20        | 31            | 35        | 19        | 5         | 0        | 0        | 0        | 0        | 0     | 115        | 40.0               |
| 16:00    | 0        | 0        | 1        | 19        | 41            | <b>54</b> | <b>25</b> | 5         | 0        | 0        | 0        | 0        | 0     | 145        | <b>40.4</b>        |
| 17:00    | 0        | 0        | 5        | <b>43</b> | <b>55</b>     | 49        | 24        | 4         | <b>2</b> | 0        | 0        | 0        | 0     | <b>182</b> | 39.5               |
| 18:00    | 0        | 0        | 1        | 27        | 47            | 29        | 20        | 4         | 1        | 0        | 0        | 0        | 0     | 129        | 39.7               |
| 19:00    | 0        | 0        | 3        | 27        | 32            | 23        | 10        | 1         | 1        | <b>1</b> | 0        | 0        | 0     | 98         | 38.1               |
| 20:00    | 0        | 0        | 2        | 11        | 19            | 10        | 7         | 2         | 2        | 0        | 0        | 0        | 0     | 53         | 39.8               |
| 21:00    | 0        | 0        | 2        | 9         | 10            | 12        | 5         | 1         | 1        | 0        | 0        | 0        | 0     | 40         | 39.3               |
| 22:00    | 0        | 0        | 1        | 6         | 10            | 13        | 4         | 2         | 0        | 0        | 0        | 0        | 0     | 36         | 39.6               |
| 23:00    | 0        | 0        | 1        | 6         | 7             | 9         | 2         | 0         | 0        | 0        | 0        | 0        | 0     | 25         | 37.3               |
| AM Total | 0        | 2        | 23       | 129       | <b>184</b>    | 174       | 110       | 34        | 3        | 1        | 0        | 0        | 0     |            |                    |
| PM Total | 2        | 0        | 35       | 245       | <b>379</b>    | 367       | 173       | 40        | 10       | 1        | 0        | 0        | 0     |            |                    |
| Total    | 2        | 2        | 58       | 374       | <b>563</b>    | 541       | 283       | 74        | 13       | 2        | 0        | 0        | 0     |            |                    |
| Percent  | 0.10%    | 0.10%    | 3.03%    | 19.56%    | <b>29.45%</b> | 28.29%    | 14.80%    | 3.87%     | 0.68%    | 0.10%    | 0.00%    | 0.00%    | 0.00% |            |                    |

Total Vehicles : 1912  
 30th Percentile : 30.3 MPH  
 50th Percentile : 33.6 MPH  
 85th Percentile : 40.1 MPH  
 95th Percentile : 43.8 MPH  
 Average Speed : 34.4 MPH  
 Highest Speed : 56.6 MPH

# Vehicle Counts By Hour

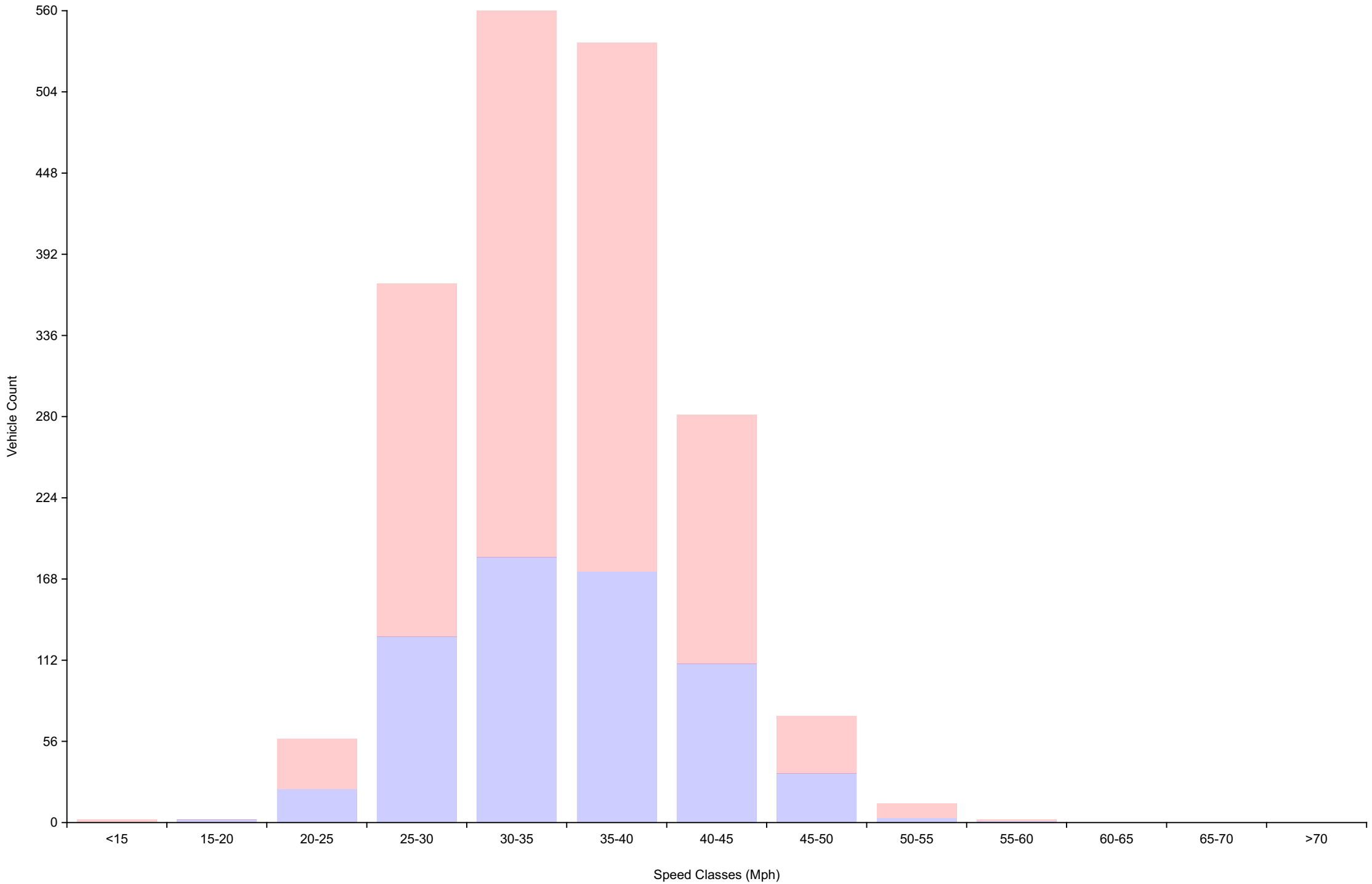
## Daily Overview for Tue Oct 24 2023

(60 Minute Resolution)



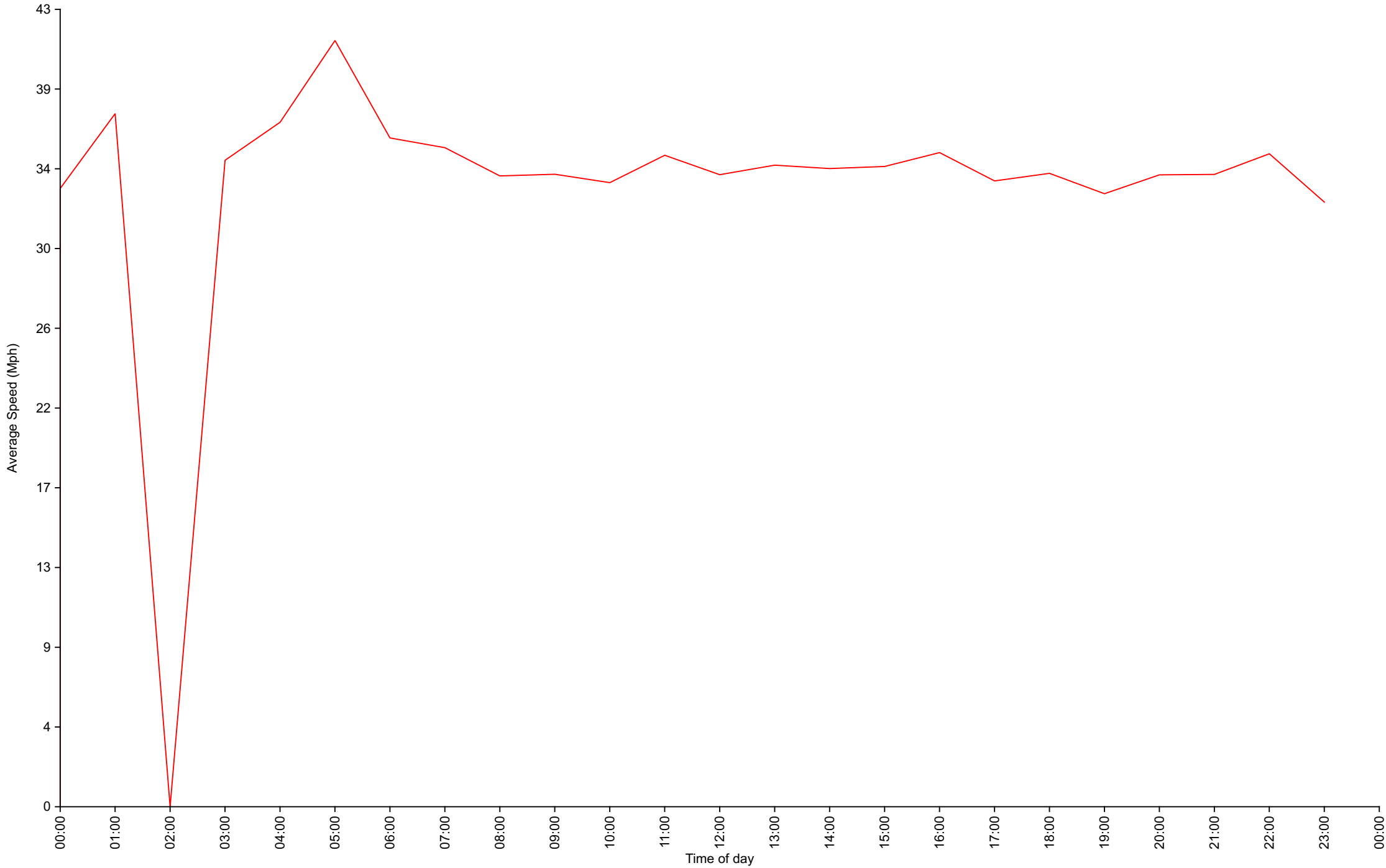
# Vehicle Counts By Speed Class

## Daily Overview for Tue Oct 24 2023



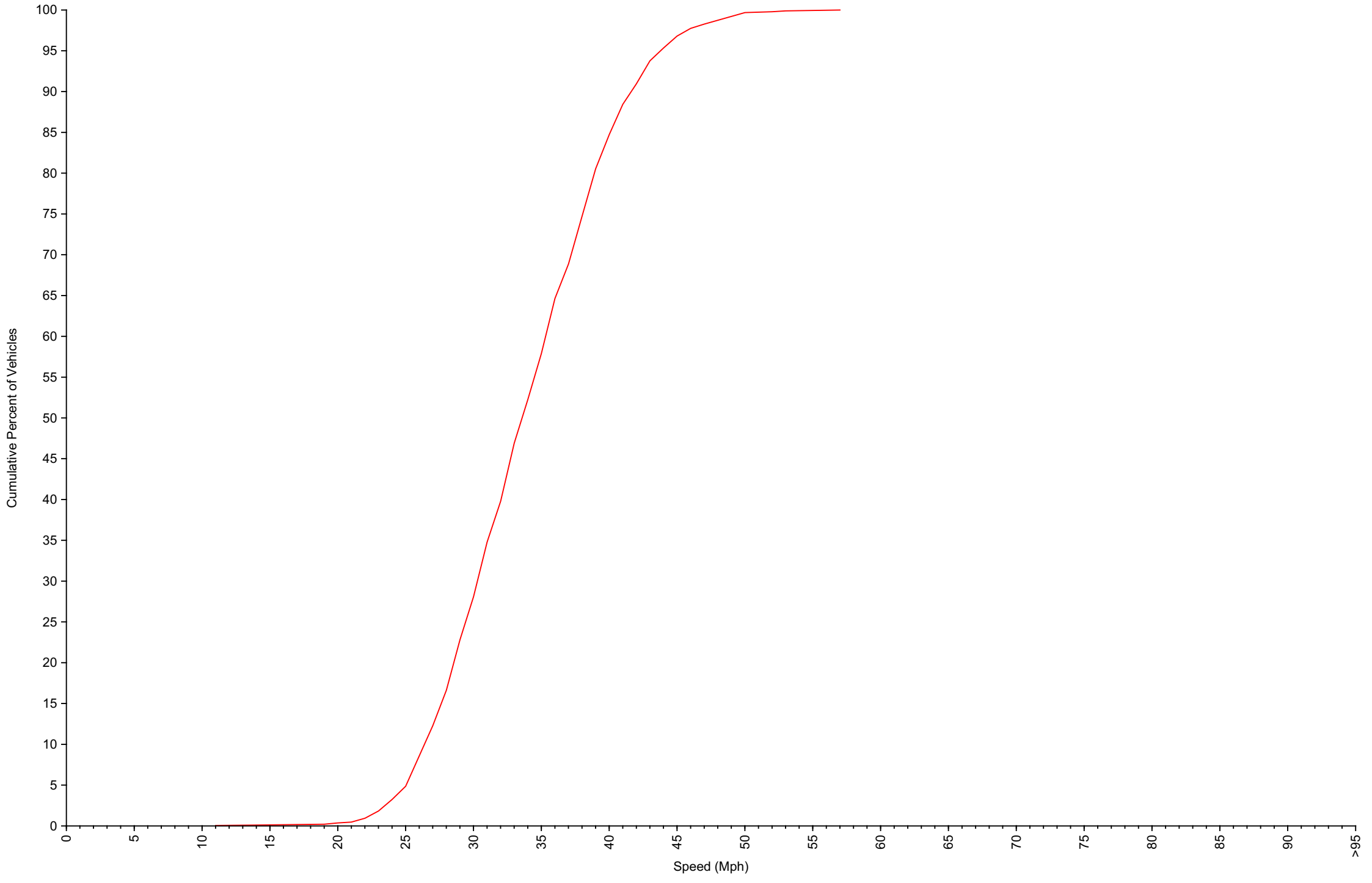


Average Speed By Hour  
Daily Overview for Tue Oct 24 2023  
(60 Minute Resolution)



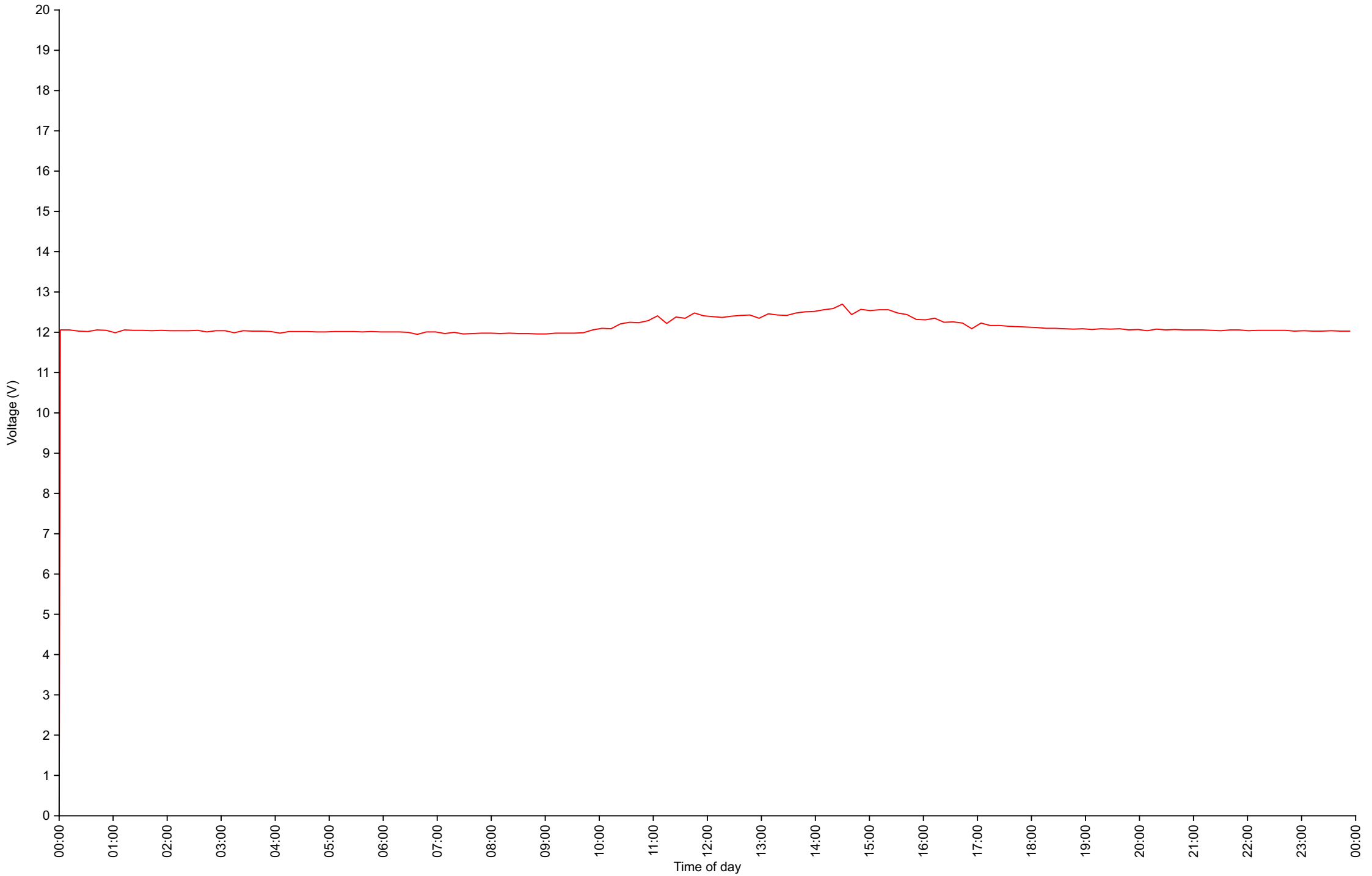
# Cumulative Speed Distribution Curve

## Daily Overview for Tue Oct 24 2023



# Voltage

## Daily Overview for Tue Oct 24 2023



# Traffic Report

Daily Overview for Wed Oct 25 2023

Vehicle Speed Classes (Mph)

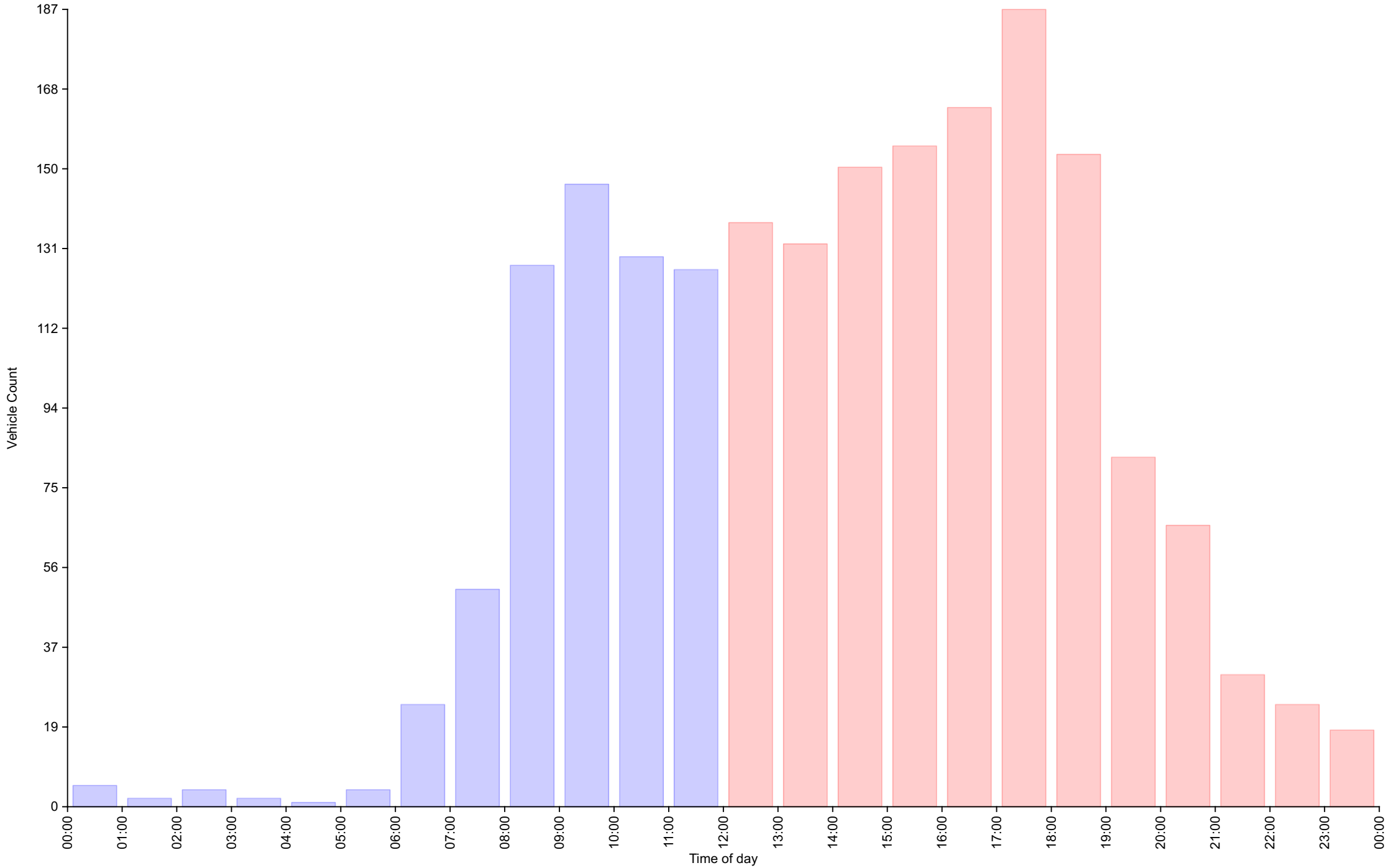
|          | <15   | 15<br>20 | 20<br>25  | 25<br>30  | 30<br>35      | 35<br>40  | 40<br>45  | 45<br>50 | 50<br>55 | 55<br>60 | 60<br>65 | 65<br>70 | >70   | Total      | 85th<br>Percentile |
|----------|-------|----------|-----------|-----------|---------------|-----------|-----------|----------|----------|----------|----------|----------|-------|------------|--------------------|
| 00:00    | 0     | 0        | 0         | 1         | 1             | 1         | 0         | 1        | <b>1</b> | 0        | 0        | 0        | 0     | 5          | <b>46.5</b>        |
| 01:00    | 0     | 0        | 0         | 0         | 2             | 0         | 0         | 0        | 0        | 0        | 0        | 0        | 0     | 2          | 33.1               |
| 02:00    | 0     | 0        | 0         | 3         | 0             | 0         | 1         | 0        | 0        | 0        | 0        | 0        | 0     | 4          | 33.8               |
| 03:00    | 0     | 0        | 0         | 0         | 2             | 0         | 0         | 0        | 0        | 0        | 0        | 0        | 0     | 2          | 34.2               |
| 04:00    | 0     | 0        | 0         | 0         | 1             | 0         | 0         | 0        | 0        | 0        | 0        | 0        | 0     | 1          | 30.8               |
| 05:00    | 0     | 0        | 0         | 0         | 0             | 2         | 1         | 1        | 0        | 0        | 0        | 0        | 0     | 4          | 42.6               |
| 06:00    | 0     | 0        | 0         | 3         | 10            | 8         | 3         | 0        | 0        | 0        | 0        | 0        | 0     | 24         | 38.7               |
| 07:00    | 0     | 0        | 1         | 7         | 23            | 15        | 3         | 2        | 0        | 0        | 0        | 0        | 0     | 51         | 37.7               |
| 08:00    | 0     | 0        | 0         | 22        | 38            | <b>44</b> | <b>21</b> | 2        | 0        | 0        | 0        | 0        | 0     | 127        | 39.5               |
| 09:00    | 0     | 0        | 2         | 30        | <b>43</b>     | 43        | 20        | <b>7</b> | 1        | 0        | 0        | 0        | 0     | <b>146</b> | 40.3               |
| 10:00    | 0     | <b>1</b> | <b>9</b>  | 30        | 41            | 32        | 11        | 5        | 0        | 0        | 0        | 0        | 0     | 129        | 38.2               |
| 11:00    | 0     | 0        | 2         | <b>33</b> | 42            | 33        | 13        | 2        | 1        | 0        | 0        | 0        | 0     | 126        | 38.4               |
| 12:00    | 0     | 0        | 8         | 25        | 47            | 32        | 18        | <b>6</b> | <b>1</b> | 0        | 0        | 0        | 0     | 137        | 40.1               |
| 13:00    | 0     | <b>2</b> | <b>10</b> | 27        | 38            | 37        | 13        | 5        | 0        | 0        | 0        | 0        | 0     | 132        | 38.7               |
| 14:00    | 0     | 0        | 7         | 27        | 51            | 34        | 25        | 6        | 0        | 0        | 0        | 0        | 0     | 150        | 39.9               |
| 15:00    | 0     | 0        | 3         | <b>35</b> | 54            | 41        | 19        | 3        | 0        | 0        | 0        | 0        | 0     | 155        | 38.8               |
| 16:00    | 0     | 0        | 2         | 32        | 53            | <b>49</b> | 23        | 5        | 0        | 0        | 0        | 0        | 0     | 164        | 39.4               |
| 17:00    | 0     | 0        | 0         | 33        | <b>74</b>     | 47        | 27        | 6        | 0        | 0        | 0        | 0        | 0     | <b>187</b> | 40.2               |
| 18:00    | 0     | 0        | 0         | 22        | 45            | 45        | <b>36</b> | 5        | 0        | 0        | 0        | 0        | 0     | 153        | 40.9               |
| 19:00    | 0     | 0        | 2         | 9         | 26            | 22        | 20        | 3        | 0        | 0        | 0        | 0        | 0     | 82         | 41.1               |
| 20:00    | 0     | 0        | 3         | 18        | 20            | 17        | 6         | 2        | 0        | 0        | 0        | 0        | 0     | 66         | 37.7               |
| 21:00    | 0     | 0        | 2         | 6         | 7             | 7         | 5         | 4        | 0        | 0        | 0        | 0        | 0     | 31         | <b>43.8</b>        |
| 22:00    | 0     | 0        | 0         | 5         | 9             | 7         | 3         | 0        | 0        | 0        | 0        | 0        | 0     | 24         | 37.2               |
| 23:00    | 0     | 0        | 0         | 6         | 5             | 3         | 3         | 0        | 1        | 0        | 0        | 0        | 0     | 18         | 40.6               |
| AM Total | 0     | 1        | 14        | 129       | <b>203</b>    | 178       | 73        | 20       | 3        | 0        | 0        | 0        | 0     |            |                    |
| PM Total | 0     | 2        | 37        | 245       | <b>429</b>    | 341       | 198       | 45       | 2        | 0        | 0        | 0        | 0     |            |                    |
| Total    | 0     | 3        | 51        | 374       | <b>632</b>    | 519       | 271       | 65       | 5        | 0        | 0        | 0        | 0     |            |                    |
| Percent  | 0.00% | 0.16%    | 2.66%     | 19.48%    | <b>32.92%</b> | 27.03%    | 14.11%    | 3.39%    | 0.26%    | 0.00%    | 0.00%    | 0.00%    | 0.00% |            |                    |

Total Vehicles : 1920  
 30th Percentile : 30.3 MPH  
 50th Percentile : 33.4 MPH  
 85th Percentile : 39.8 MPH  
 95th Percentile : 42.9 MPH  
 Average Speed : 34.1 MPH  
 Highest Speed : 53.1 MPH

# Vehicle Counts By Hour

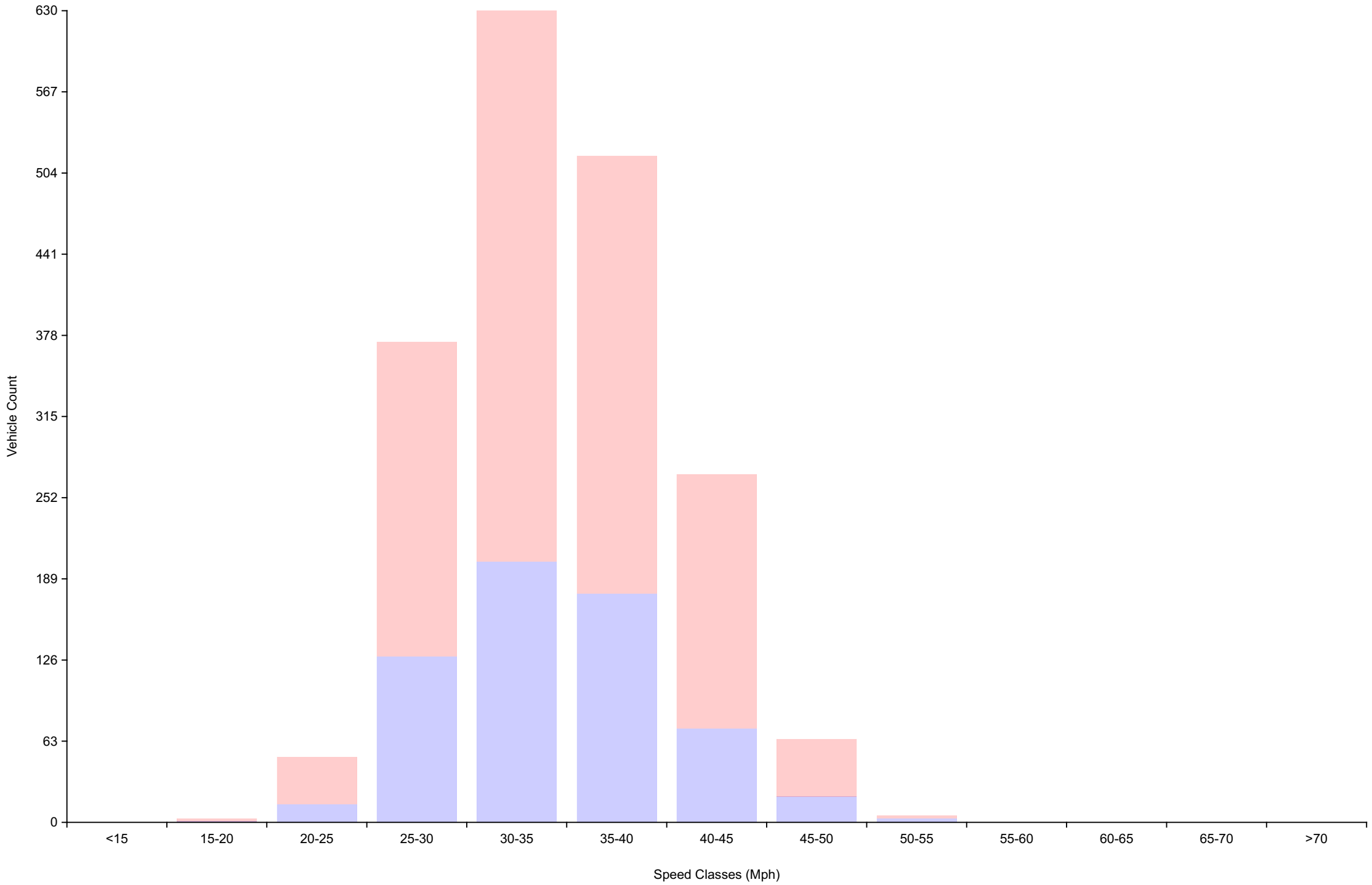
## Daily Overview for Wed Oct 25 2023

(60 Minute Resolution)

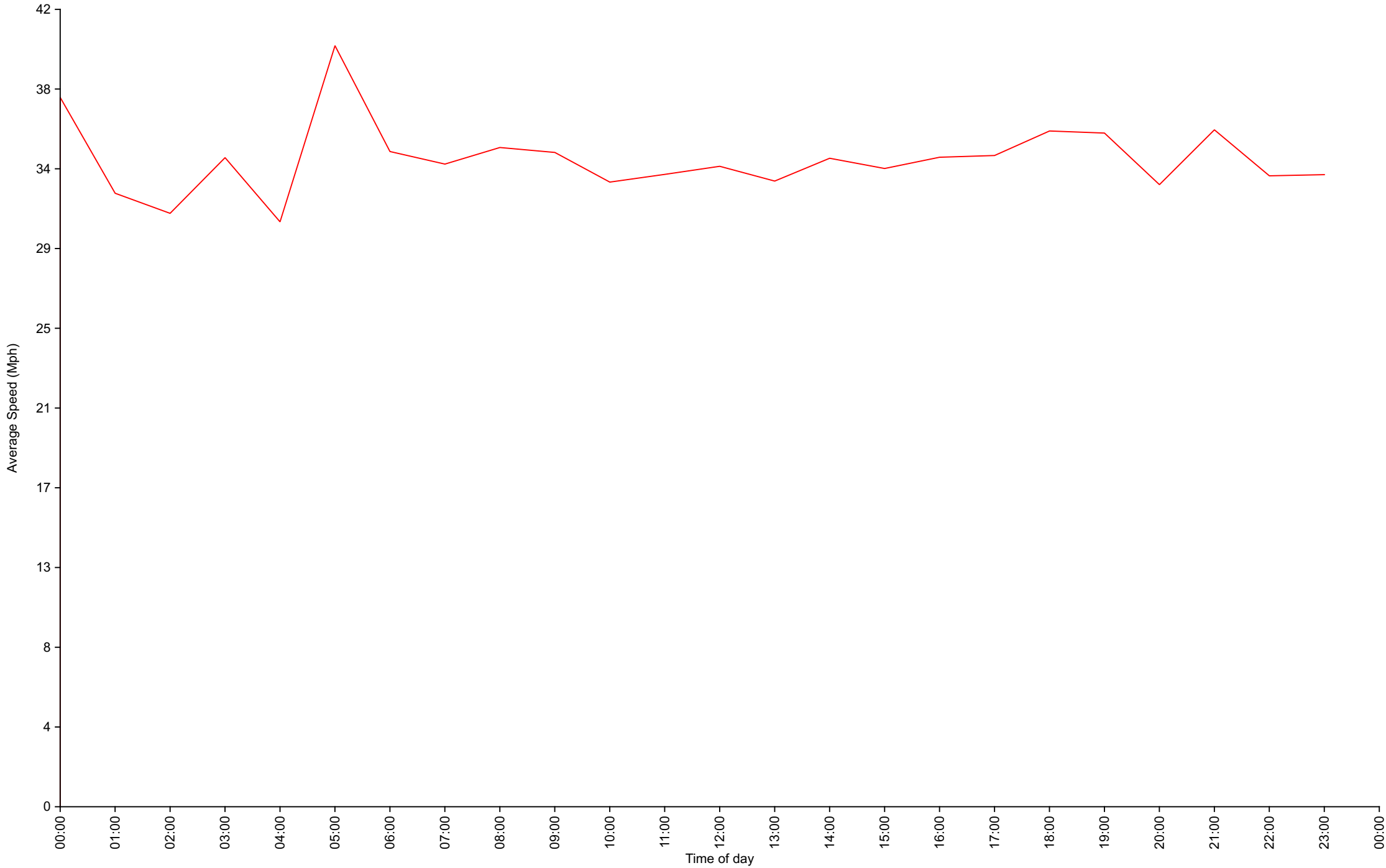


# Vehicle Counts By Speed Class

## Daily Overview for Wed Oct 25 2023

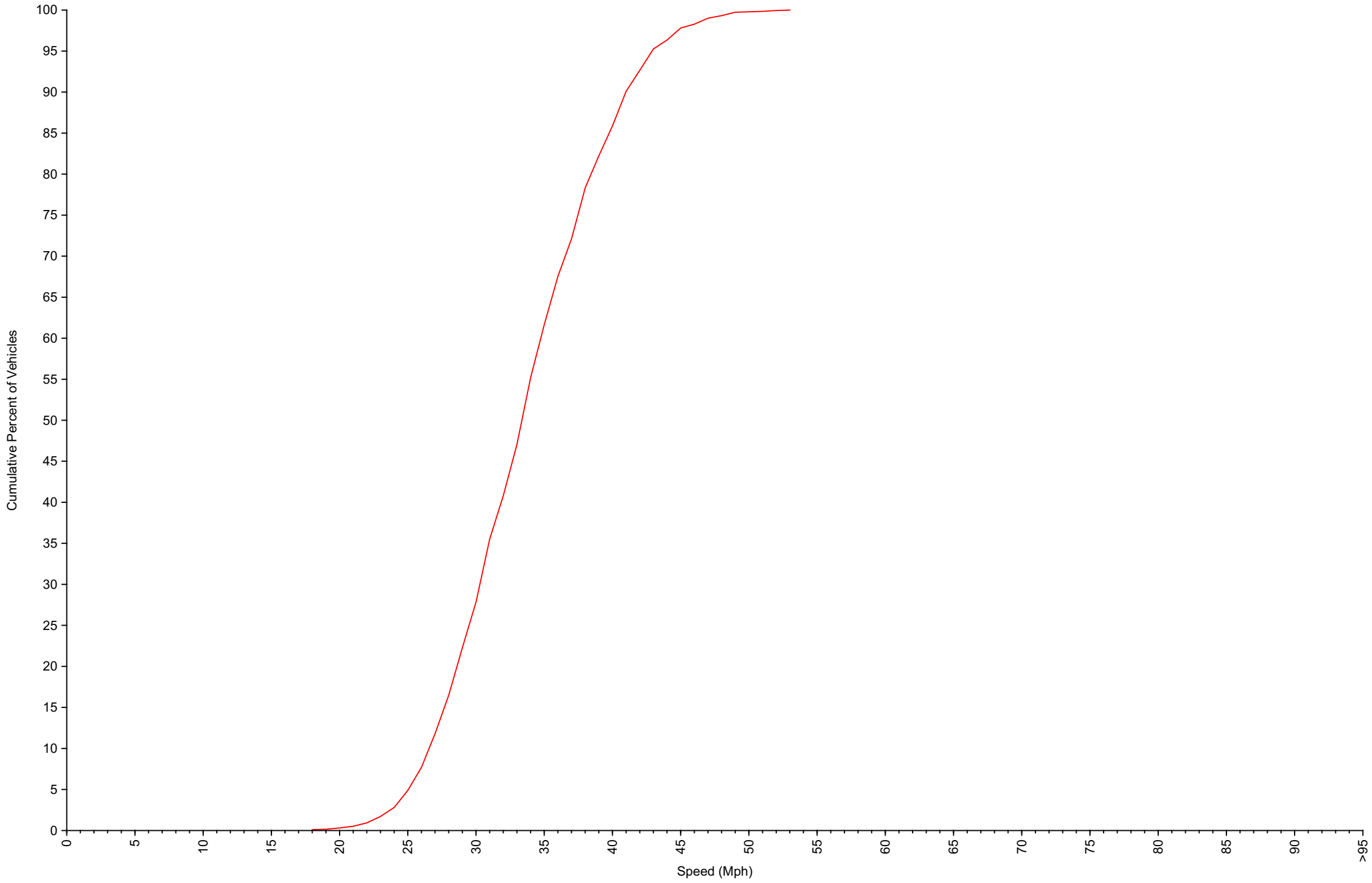


Average Speed By Hour  
Daily Overview for Wed Oct 25 2023  
(60 Minute Resolution)



# Cumulative Speed Distribution Curve

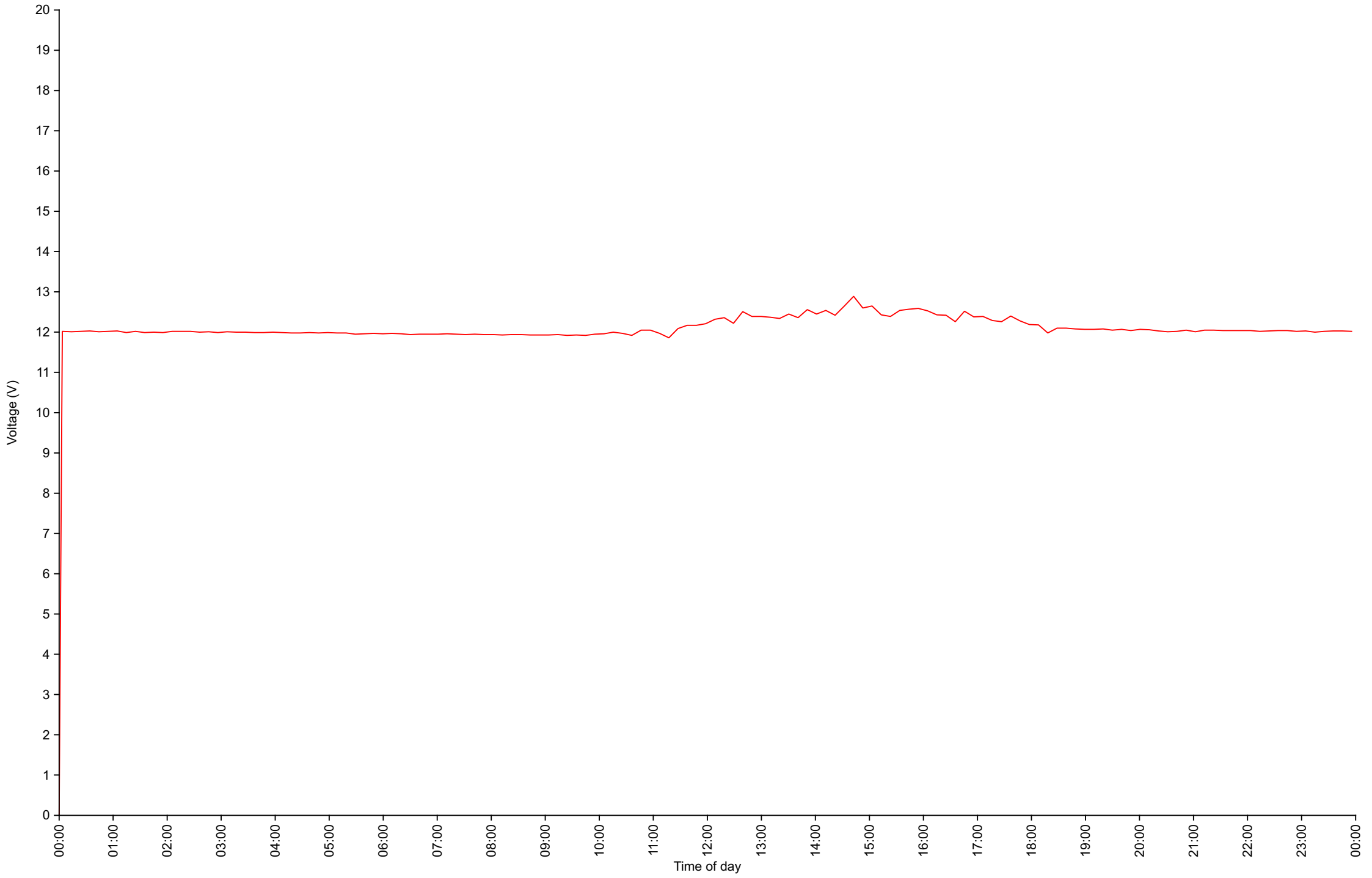
## Daily Overview for Wed Oct 25 2023





# Voltage

## Daily Overview for Wed Oct 25 2023



# Traffic Report

Daily Overview for Thu Oct 26 2023

Vehicle Speed Classes (Mph)

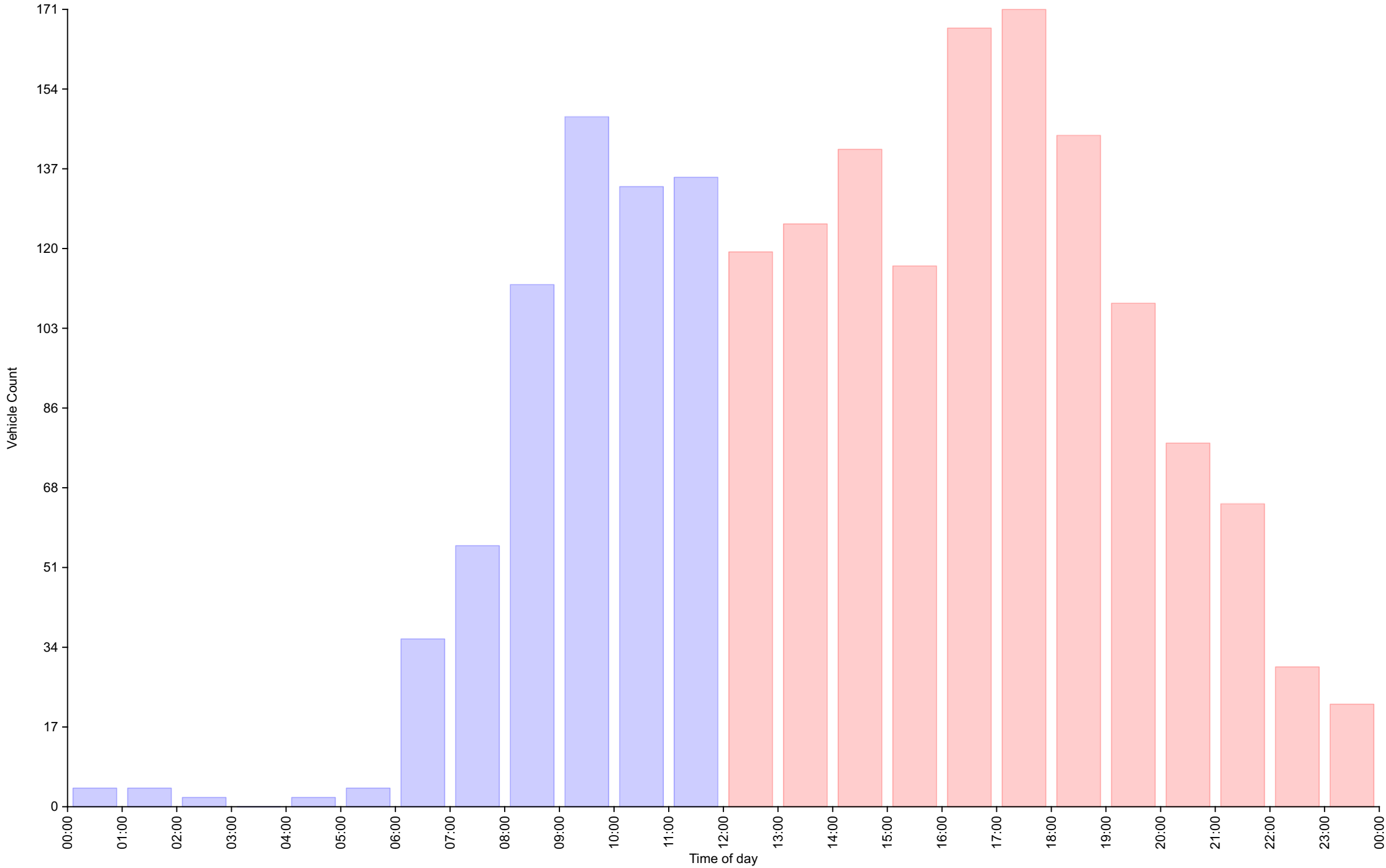
|          | <15      | 15<br>20 | 20<br>25  | 25<br>30  | 30<br>35   | 35<br>40      | 40<br>45  | 45<br>50 | 50<br>55 | 55<br>60 | 60<br>65 | 65<br>70 | >70   | Total      | 85th<br>Percentile |
|----------|----------|----------|-----------|-----------|------------|---------------|-----------|----------|----------|----------|----------|----------|-------|------------|--------------------|
| 00:00    | 0        | 0        | 0         | 0         | 2          | 1             | 0         | 1        | 0        | 0        | 0        | 0        | 0     | 4          | 40.6               |
| 01:00    | 0        | 0        | 1         | 0         | 0          | 2             | 1         | 0        | 0        | 0        | 0        | 0        | 0     | 4          | 40.4               |
| 02:00    | 0        | 0        | 0         | 0         | 1          | 1             | 0         | 0        | 0        | 0        | 0        | 0        | 0     | 2          | 33.8               |
| 03:00    | 0        | 0        | 0         | 0         | 0          | 0             | 0         | 0        | 0        | 0        | 0        | 0        | 0     | 0          | 0.0                |
| 04:00    | 0        | 0        | 0         | 0         | 1          | 1             | 0         | 0        | 0        | 0        | 0        | 0        | 0     | 2          | 35.1               |
| 05:00    | 0        | 0        | 0         | 0         | 0          | 3             | 1         | 0        | 0        | 0        | 0        | 0        | 0     | 4          | 38.6               |
| 06:00    | 0        | 0        | 0         | 7         | 7          | 9             | 9         | 3        | <b>1</b> | 0        | 0        | 0        | 0     | 36         | <b>42.6</b>        |
| 07:00    | 0        | 0        | 1         | 15        | 13         | 13            | 11        | 3        | 0        | 0        | 0        | 0        | 0     | 56         | 41.5               |
| 08:00    | 0        | 0        | 3         | <b>29</b> | 34         | 31            | 15        | 0        | 0        | 0        | 0        | 0        | 0     | 112        | 38.6               |
| 09:00    | 0        | 0        | 1         | 25        | <b>41</b>  | 38            | <b>37</b> | <b>5</b> | 1        | 0        | 0        | 0        | 0     | <b>148</b> | 41.6               |
| 10:00    | 0        | 0        | <b>10</b> | 20        | 31         | <b>47</b>     | 20        | 4        | 1        | 0        | 0        | 0        | 0     | 133        | 39.6               |
| 11:00    | <b>1</b> | <b>4</b> | 9         | 24        | 37         | 38            | 18        | 4        | 0        | 0        | 0        | 0        | 0     | 135        | 39.3               |
| 12:00    | <b>1</b> | 1        | 4         | 17        | 38         | 36            | 14        | 5        | <b>3</b> | 0        | 0        | 0        | 0     | 119        | 40.0               |
| 13:00    | 0        | 0        | 5         | 10        | 45         | 44            | 17        | 4        | 0        | 0        | 0        | 0        | 0     | 125        | 39.3               |
| 14:00    | 0        | 0        | 1         | 19        | 58         | 50            | 10        | 3        | 0        | 0        | 0        | 0        | 0     | 141        | 38.0               |
| 15:00    | 0        | <b>2</b> | 2         | 15        | 38         | 38            | 15        | 6        | 0        | 0        | 0        | 0        | 0     | 116        | 40.1               |
| 16:00    | 0        | 0        | <b>6</b>  | 28        | 38         | <b>60</b>     | <b>28</b> | 5        | 2        | 0        | 0        | 0        | 0     | 167        | 40.6               |
| 17:00    | 0        | 0        | 3         | <b>29</b> | <b>61</b>  | 50            | 18        | <b>9</b> | 1        | 0        | 0        | 0        | 0     | <b>171</b> | 39.6               |
| 18:00    | 0        | 0        | 4         | 22        | 43         | 47            | 20        | 8        | 0        | 0        | 0        | 0        | 0     | 144        | 39.6               |
| 19:00    | 0        | 0        | 4         | 25        | 36         | 26            | 15        | 2        | 0        | 0        | 0        | 0        | 0     | 108        | 39.2               |
| 20:00    | 0        | 0        | 4         | 19        | 21         | 22            | 8         | 3        | 1        | 0        | 0        | 0        | 0     | 78         | 39.3               |
| 21:00    | 0        | 0        | 0         | 15        | 16         | 19            | 5         | 9        | 1        | 0        | 0        | 0        | 0     | 65         | <b>43.3</b>        |
| 22:00    | 0        | 1        | 0         | 2         | 10         | 11            | 4         | 1        | 1        | 0        | 0        | 0        | 0     | 30         | 41.3               |
| 23:00    | 0        | 0        | 0         | 3         | 5          | 6             | 7         | 1        | 0        | 0        | 0        | 0        | 0     | 22         | 42.7               |
| AM Total | 1        | 4        | 25        | 120       | 167        | <b>184</b>    | 112       | 20       | 3        | 0        | 0        | 0        | 0     |            |                    |
| PM Total | 1        | 4        | 33        | 204       | <b>409</b> | 409           | 161       | 56       | 9        | 0        | 0        | 0        | 0     |            |                    |
| Total    | 2        | 8        | 58        | 324       | 576        | <b>593</b>    | 273       | 76       | 12       | 0        | 0        | 0        | 0     |            |                    |
| Percent  | 0.10%    | 0.42%    | 3.02%     | 16.86%    | 29.97%     | <b>30.85%</b> | 14.20%    | 3.95%    | 0.62%    | 0.00%    | 0.00%    | 0.00%    | 0.00% |            |                    |

Total Vehicles : 1922  
 30th Percentile : 30.8 MPH  
 50th Percentile : 33.9 MPH  
 85th Percentile : 39.9 MPH  
 95th Percentile : 43.6 MPH  
 Average Speed : 34.5 MPH  
 Highest Speed : 53.5 MPH

# Vehicle Counts By Hour

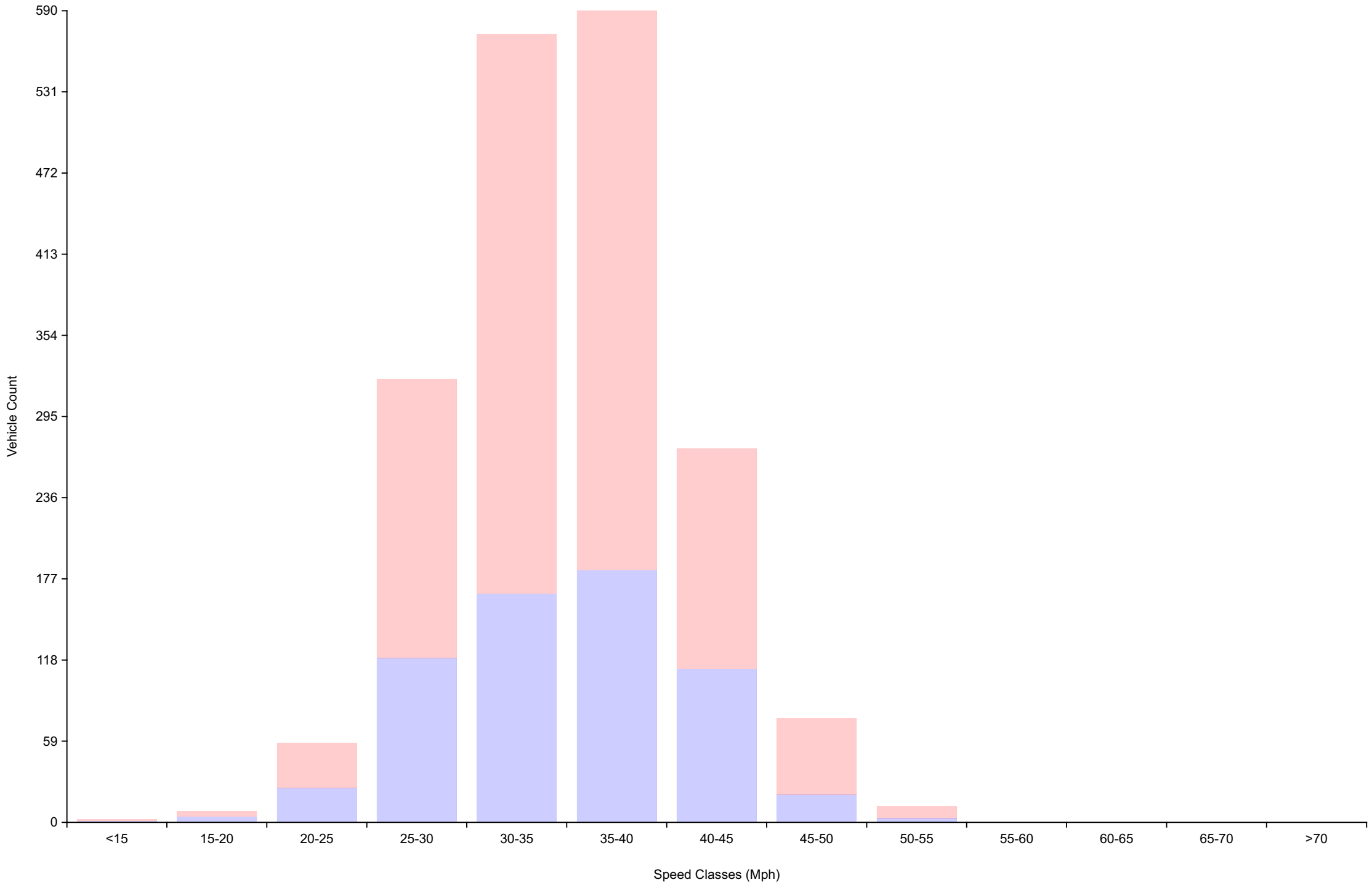
## Daily Overview for Thu Oct 26 2023

(60 Minute Resolution)



# Vehicle Counts By Speed Class

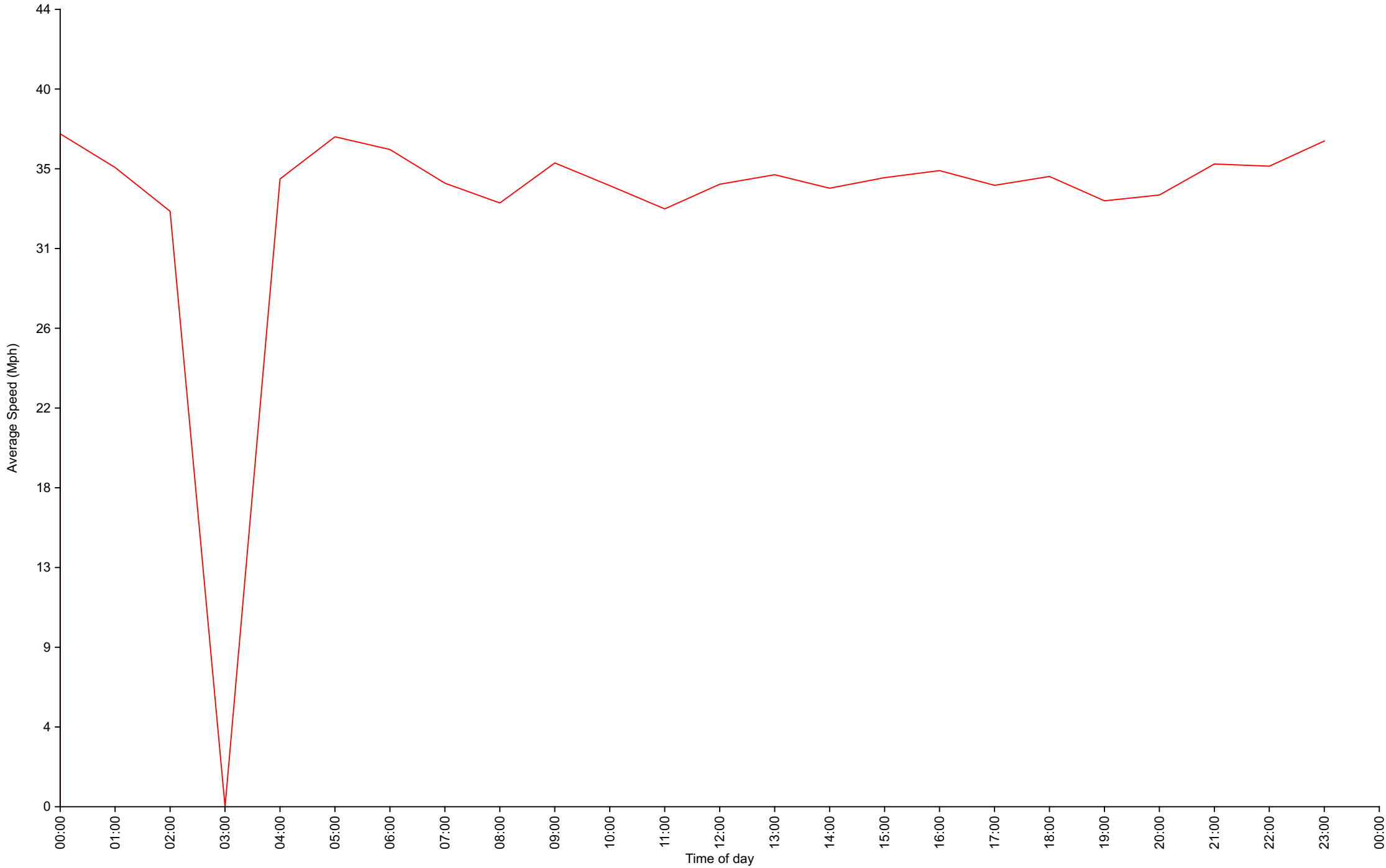
## Daily Overview for Thu Oct 26 2023



# Average Speed By Hour

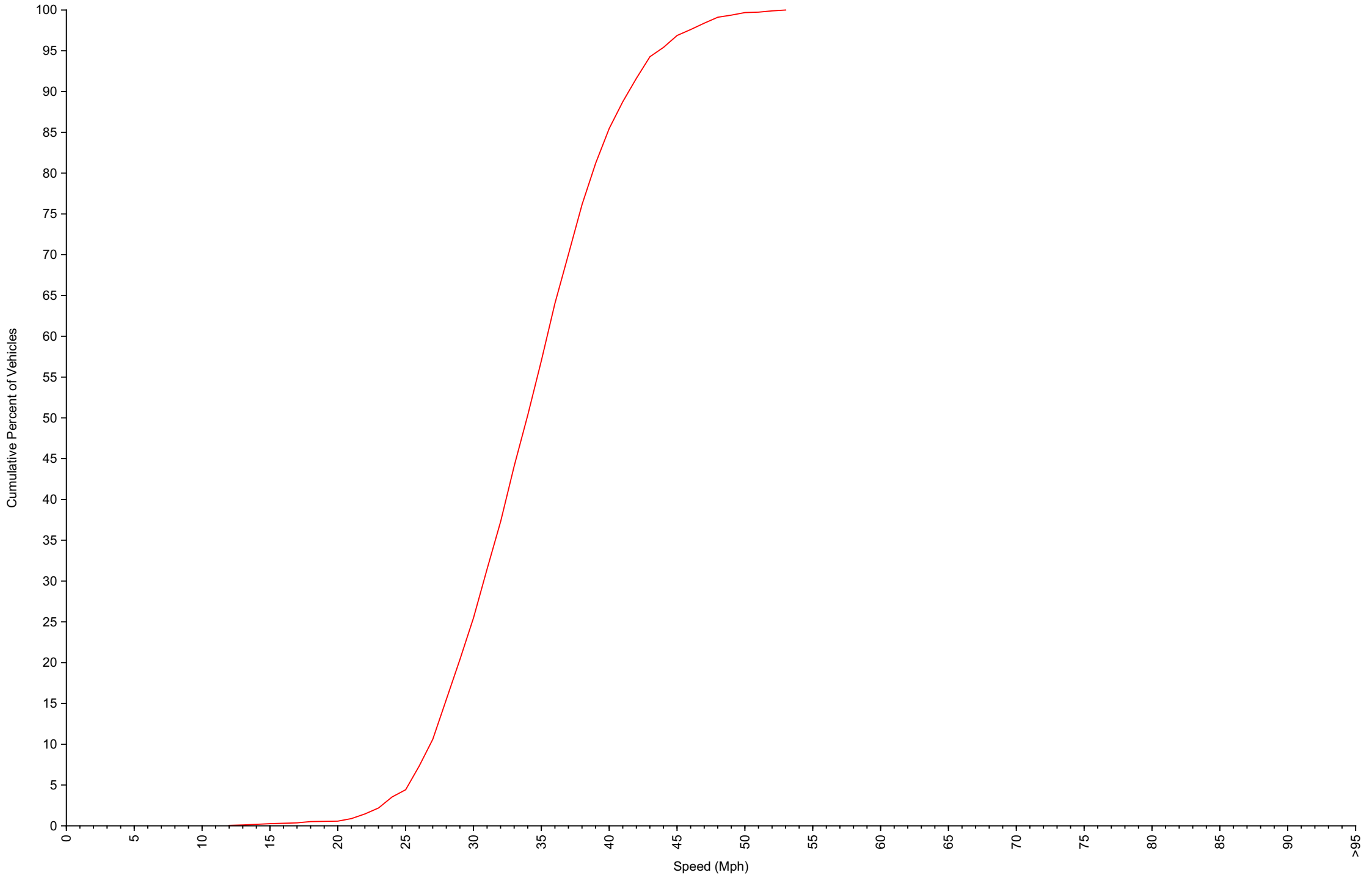
## Daily Overview for Thu Oct 26 2023

(60 Minute Resolution)



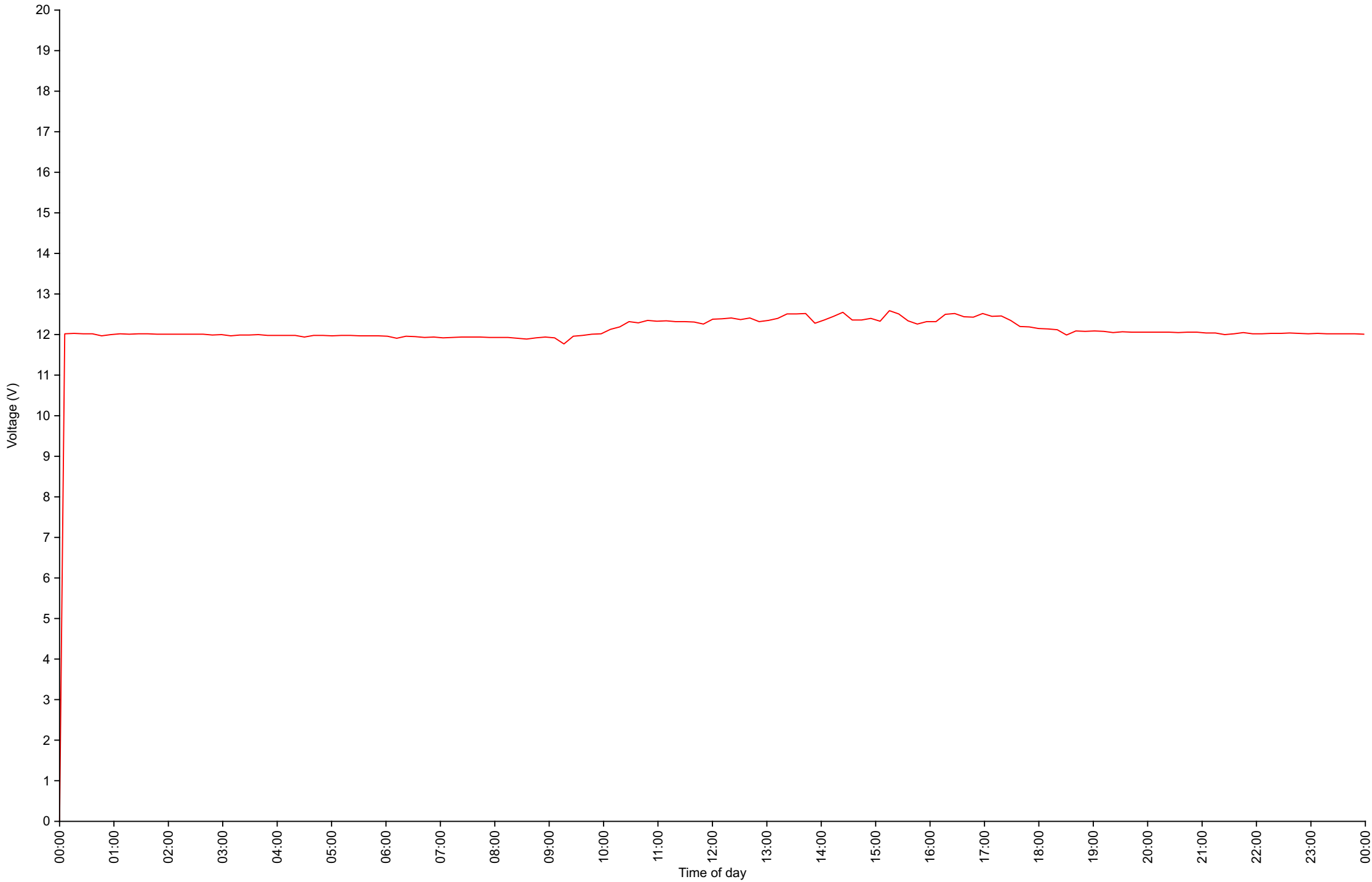
# Cumulative Speed Distribution Curve

## Daily Overview for Thu Oct 26 2023



# Voltage

## Daily Overview for Thu Oct 26 2023



# Traffic Report

Daily Overview for Fri Oct 27 2023

Vehicle Speed Classes (Mph)

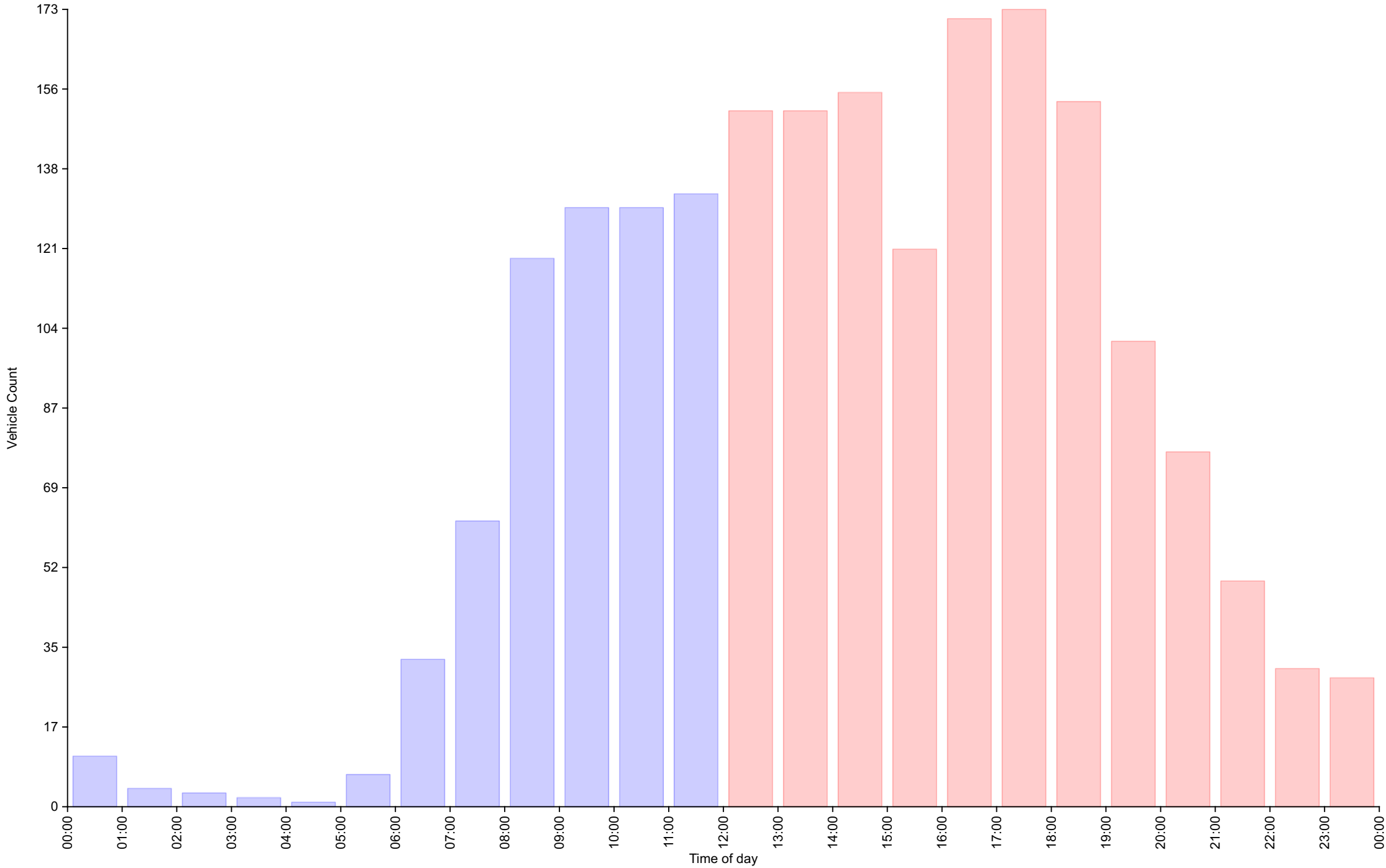
|          | <15   | 15<br>20 | 20<br>25 | 25<br>30  | 30<br>35      | 35<br>40  | 40<br>45  | 45<br>50 | 50<br>55 | 55<br>60 | 60<br>65 | 65<br>70 | >70   | Total      | 85th<br>Percentile |
|----------|-------|----------|----------|-----------|---------------|-----------|-----------|----------|----------|----------|----------|----------|-------|------------|--------------------|
| 00:00    | 0     | 0        | 0        | 1         | 4             | 3         | 2         | 0        | 0        | <b>1</b> | 0        | 0        | 0     | 11         | 40.7               |
| 01:00    | 0     | 0        | 0        | 1         | 0             | 1         | 1         | 1        | 0        | 0        | 0        | 0        | 0     | 4          | <b>43.6</b>        |
| 02:00    | 0     | 0        | 0        | 0         | 2             | 0         | 0         | 1        | 0        | 0        | 0        | 0        | 0     | 3          | 40.0               |
| 03:00    | 0     | 0        | 0        | 0         | 1             | 1         | 0         | 0        | 0        | 0        | 0        | 0        | 0     | 2          | 36.1               |
| 04:00    | 0     | 0        | 0        | 0         | 0             | 1         | 0         | 0        | 0        | 0        | 0        | 0        | 0     | 1          | 36.6               |
| 05:00    | 0     | 0        | 0        | 0         | 3             | 2         | 1         | 1        | 0        | 0        | 0        | 0        | 0     | 7          | 40.9               |
| 06:00    | 0     | 0        | 0        | 3         | 10            | 10        | 6         | <b>3</b> | 0        | 0        | 0        | 0        | 0     | 32         | 40.7               |
| 07:00    | 0     | 0        | 1        | 7         | 20            | 16        | 15        | 2        | 1        | 0        | 0        | 0        | 0     | 62         | 41.6               |
| 08:00    | 0     | 0        | 2        | 26        | 42            | <b>37</b> | 10        | 1        | 1        | 0        | 0        | 0        | 0     | 119        | 38.0               |
| 09:00    | 0     | <b>1</b> | 4        | 25        | <b>44</b>     | 29        | <b>25</b> | 2        | 0        | 0        | 0        | 0        | 0     | 130        | 39.8               |
| 10:00    | 0     | 1        | <b>9</b> | <b>33</b> | 36            | 36        | 12        | 3        | 0        | 0        | 0        | 0        | 0     | 130        | 37.9               |
| 11:00    | 0     | 0        | 9        | 24        | 44            | 33        | 19        | 2        | <b>2</b> | 0        | 0        | 0        | 0     | <b>133</b> | 39.6               |
| 12:00    | 0     | <b>2</b> | 0        | 27        | 39            | 48        | 26        | <b>8</b> | 0        | <b>1</b> | 0        | 0        | 0     | 151        | 40.6               |
| 13:00    | 0     | 0        | <b>5</b> | 19        | 49            | 51        | 25        | 1        | 1        | 0        | 0        | 0        | 0     | 151        | 39.5               |
| 14:00    | 0     | 0        | 1        | 31        | 46            | 38        | <b>30</b> | 8        | 0        | 1        | 0        | 0        | 0     | 155        | 41.8               |
| 15:00    | 0     | 0        | 2        | 22        | 32            | 36        | 22        | 6        | 1        | 0        | 0        | 0        | 0     | 121        | <b>41.3</b>        |
| 16:00    | 0     | 0        | 3        | <b>34</b> | 57            | 45        | 27        | 5        | 0        | 0        | 0        | 0        | 0     | 171        | 40.2               |
| 17:00    | 0     | 1        | 3        | 22        | <b>59</b>     | <b>59</b> | 23        | 5        | 1        | 0        | 0        | 0        | 0     | <b>173</b> | 39.4               |
| 18:00    | 0     | 0        | 2        | 26        | 43            | 46        | 28        | 6        | <b>2</b> | 0        | 0        | 0        | 0     | 153        | 40.5               |
| 19:00    | 0     | 0        | 4        | 17        | 38            | 23        | 16        | 2        | 1        | 0        | 0        | 0        | 0     | 101        | 39.6               |
| 20:00    | 0     | 0        | 1        | 16        | 24            | 21        | 12        | 3        | 0        | 0        | 0        | 0        | 0     | 77         | 40.2               |
| 21:00    | 0     | 0        | 2        | 9         | 17            | 9         | 6         | 4        | 1        | 1        | 0        | 0        | 0     | 49         | 40.8               |
| 22:00    | 0     | 0        | 1        | 6         | 11            | 5         | 7         | 0        | 0        | 0        | 0        | 0        | 0     | 30         | 39.6               |
| 23:00    | 0     | 0        | 0        | 4         | 12            | 7         | 3         | 2        | 0        | 0        | 0        | 0        | 0     | 28         | 39.6               |
| AM Total | 0     | 2        | 25       | 120       | <b>206</b>    | 169       | 91        | 16       | 4        | 1        | 0        | 0        | 0     |            |                    |
| PM Total | 0     | 3        | 24       | 233       | <b>427</b>    | 388       | 225       | 50       | 7        | 3        | 0        | 0        | 0     |            |                    |
| Total    | 0     | 5        | 49       | 353       | <b>633</b>    | 557       | 316       | 66       | 11       | 4        | 0        | 0        | 0     |            |                    |
| Percent  | 0.00% | 0.25%    | 2.46%    | 17.70%    | <b>31.75%</b> | 27.93%    | 15.85%    | 3.31%    | 0.55%    | 0.20%    | 0.00%    | 0.00%    | 0.00% |            |                    |

Total Vehicles : 1994  
 30th Percentile : 30.6 MPH  
 50th Percentile : 33.7 MPH  
 85th Percentile : 40.0 MPH  
 95th Percentile : 43.4 MPH  
 Average Speed : 34.5 MPH  
 Highest Speed : 58.9 MPH



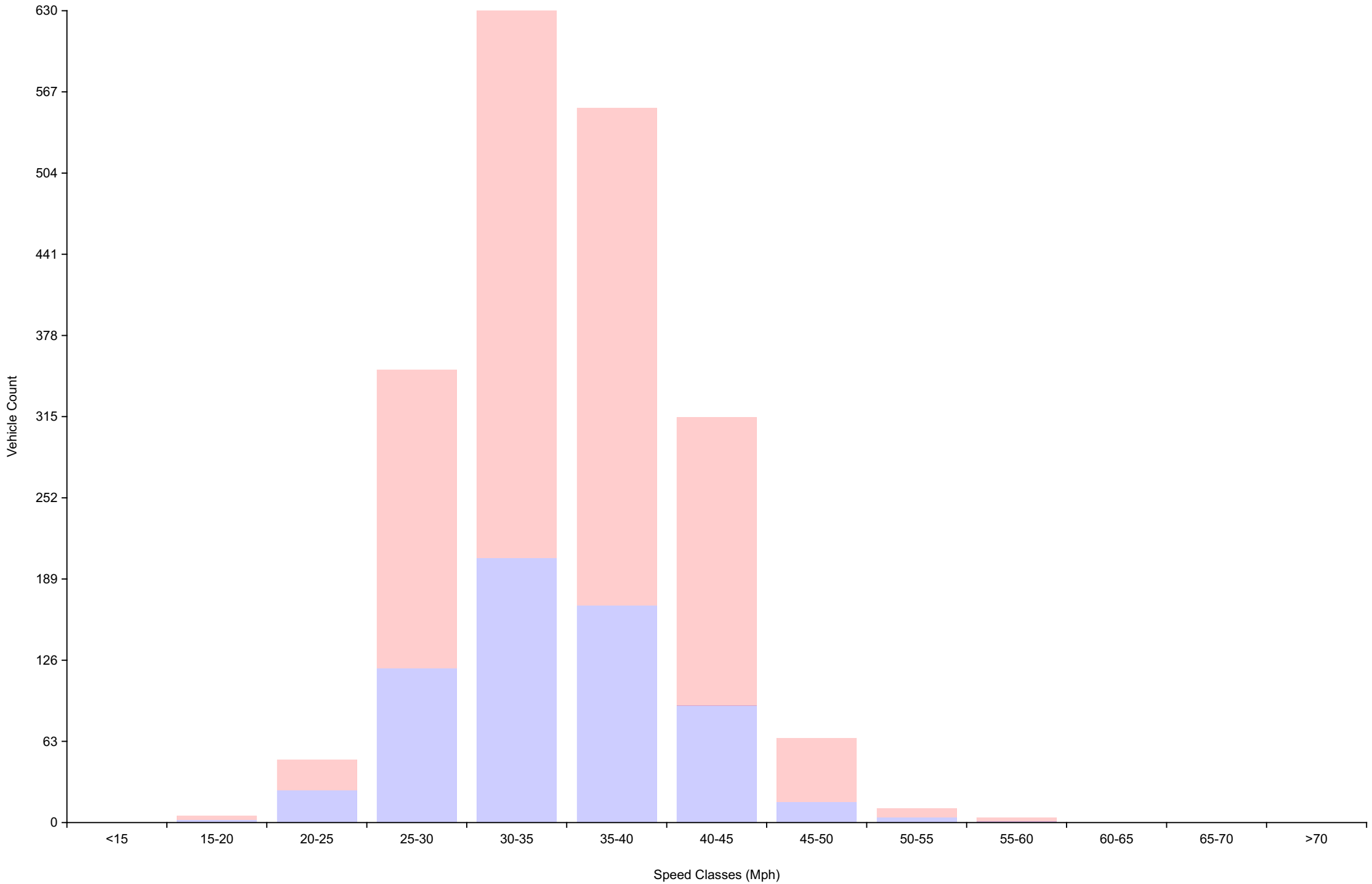
# Vehicle Counts By Hour

Daily Overview for Fri Oct 27 2023  
(60 Minute Resolution)



# Vehicle Counts By Speed Class

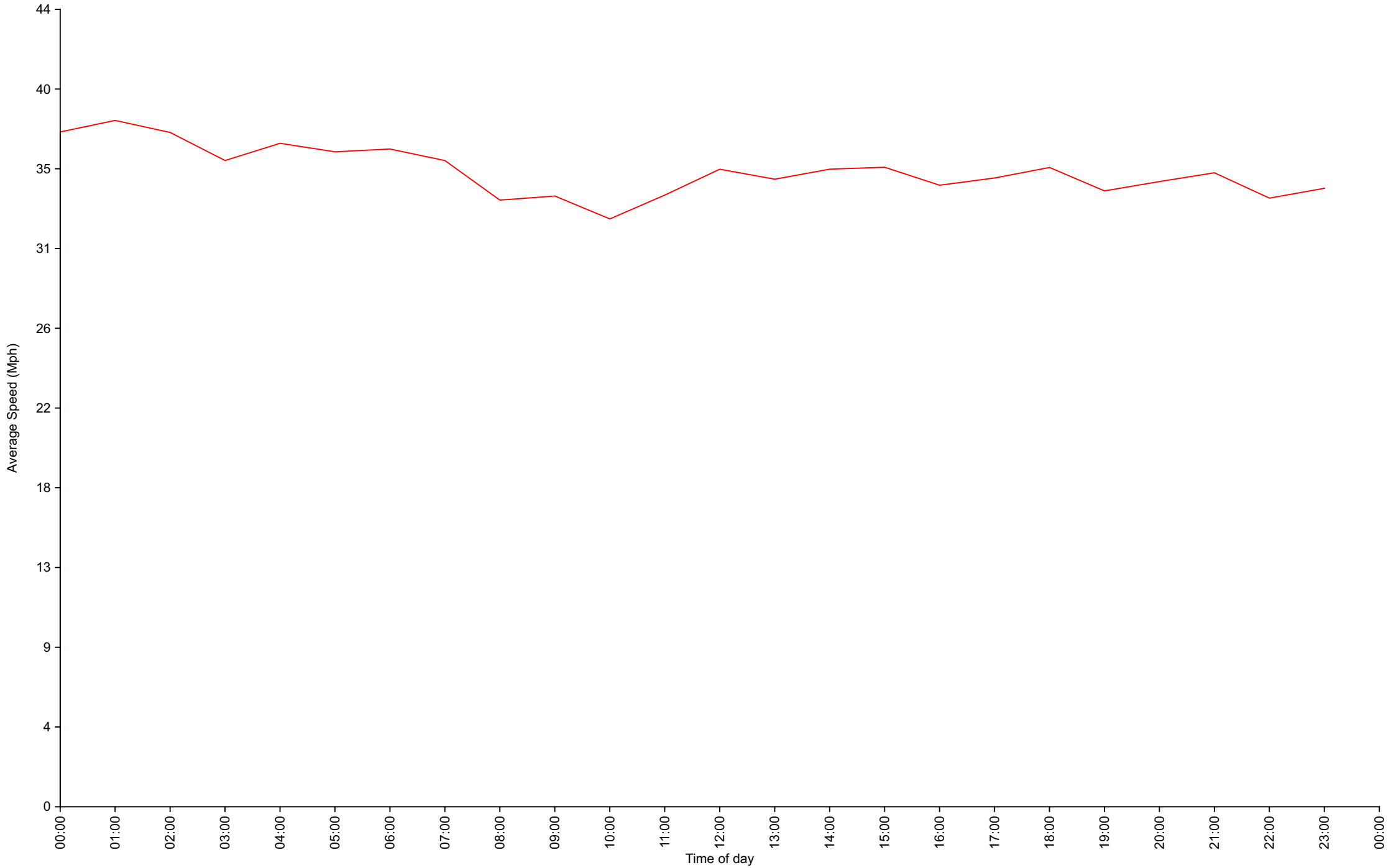
## Daily Overview for Fri Oct 27 2023



# Average Speed By Hour

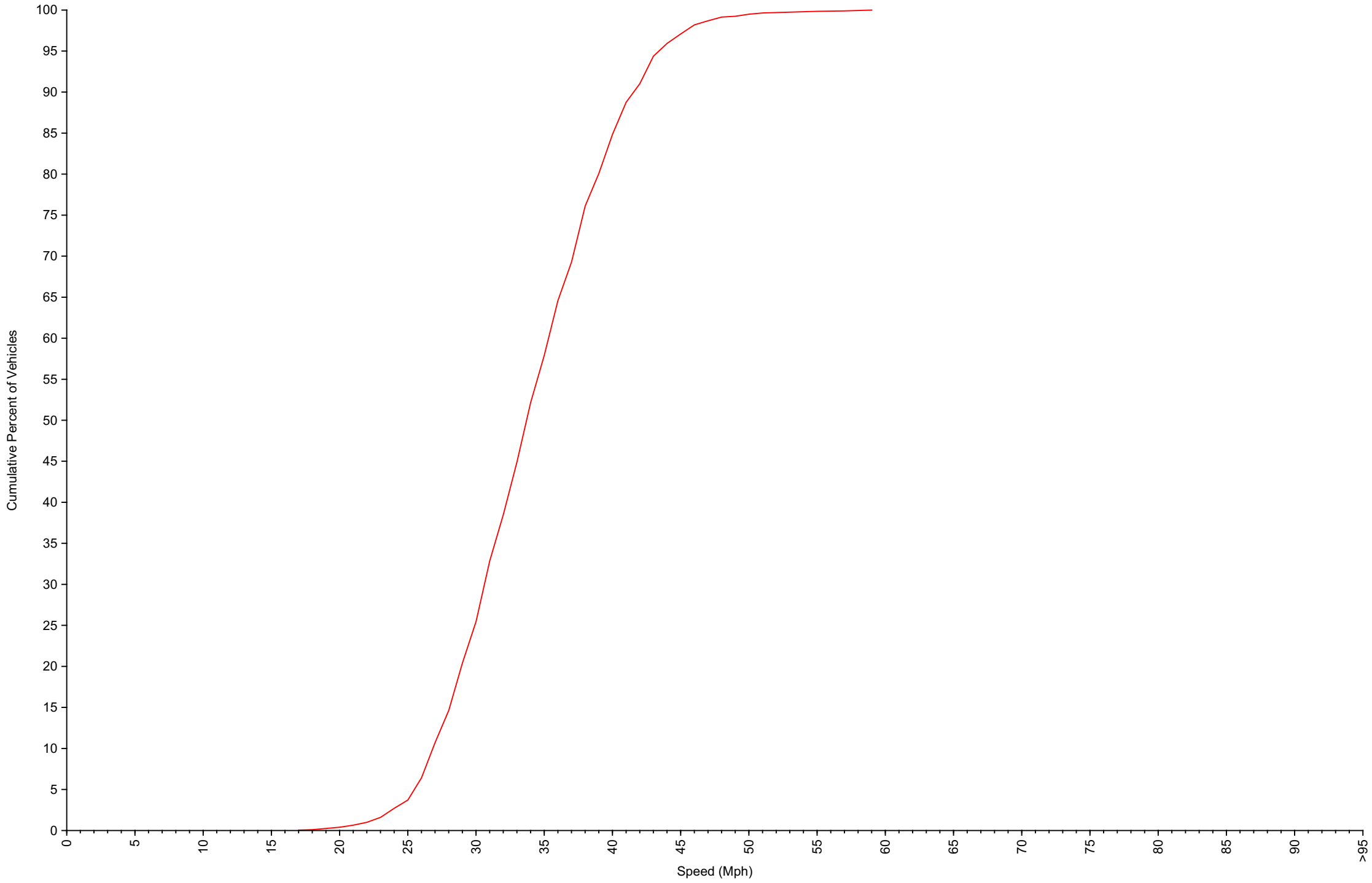
## Daily Overview for Fri Oct 27 2023

(60 Minute Resolution)



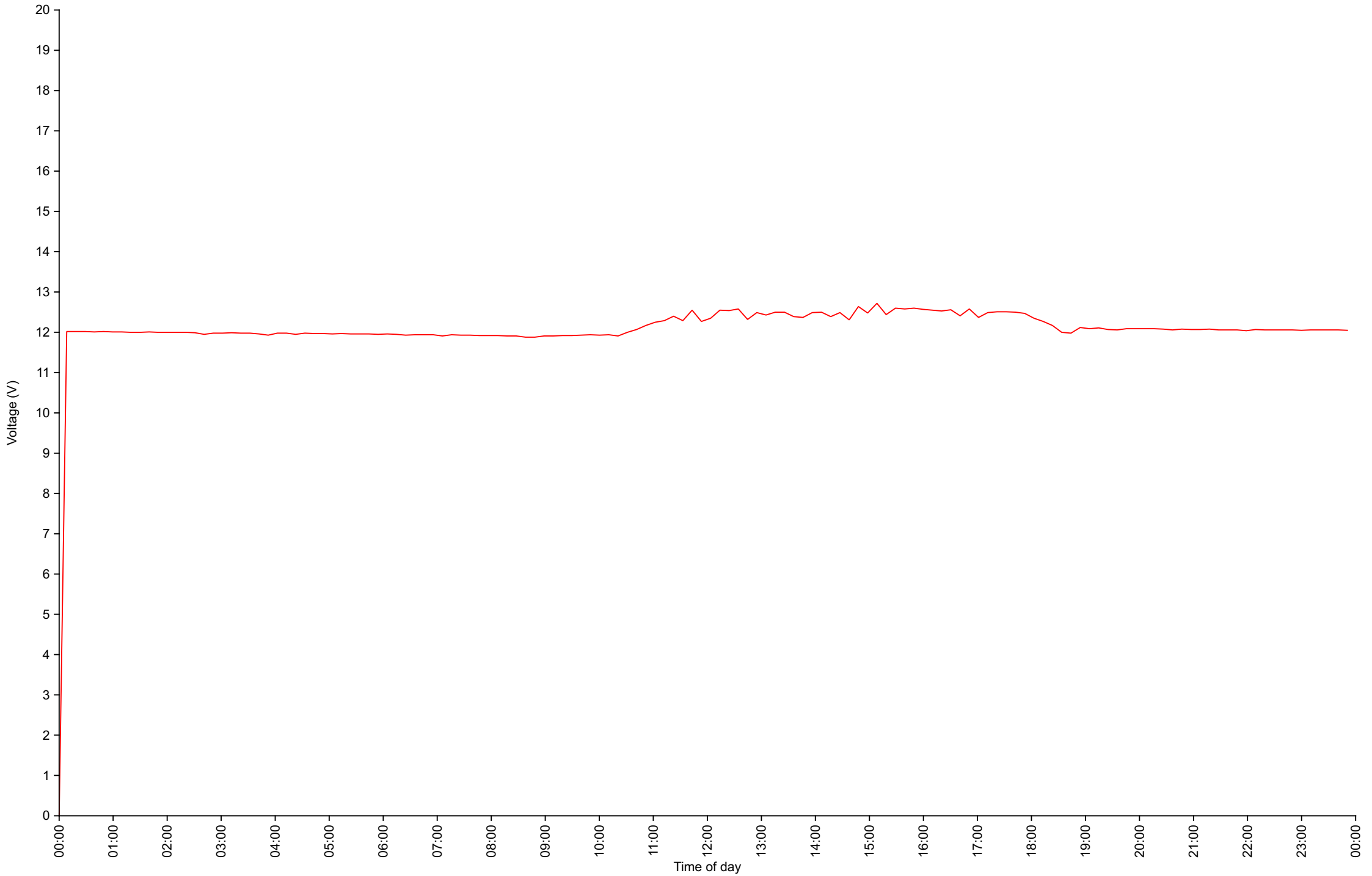
# Cumulative Speed Distribution Curve

## Daily Overview for Fri Oct 27 2023



# Voltage

## Daily Overview for Fri Oct 27 2023



# Traffic Report

Daily Overview for Sat Oct 28 2023

Vehicle Speed Classes (Mph)

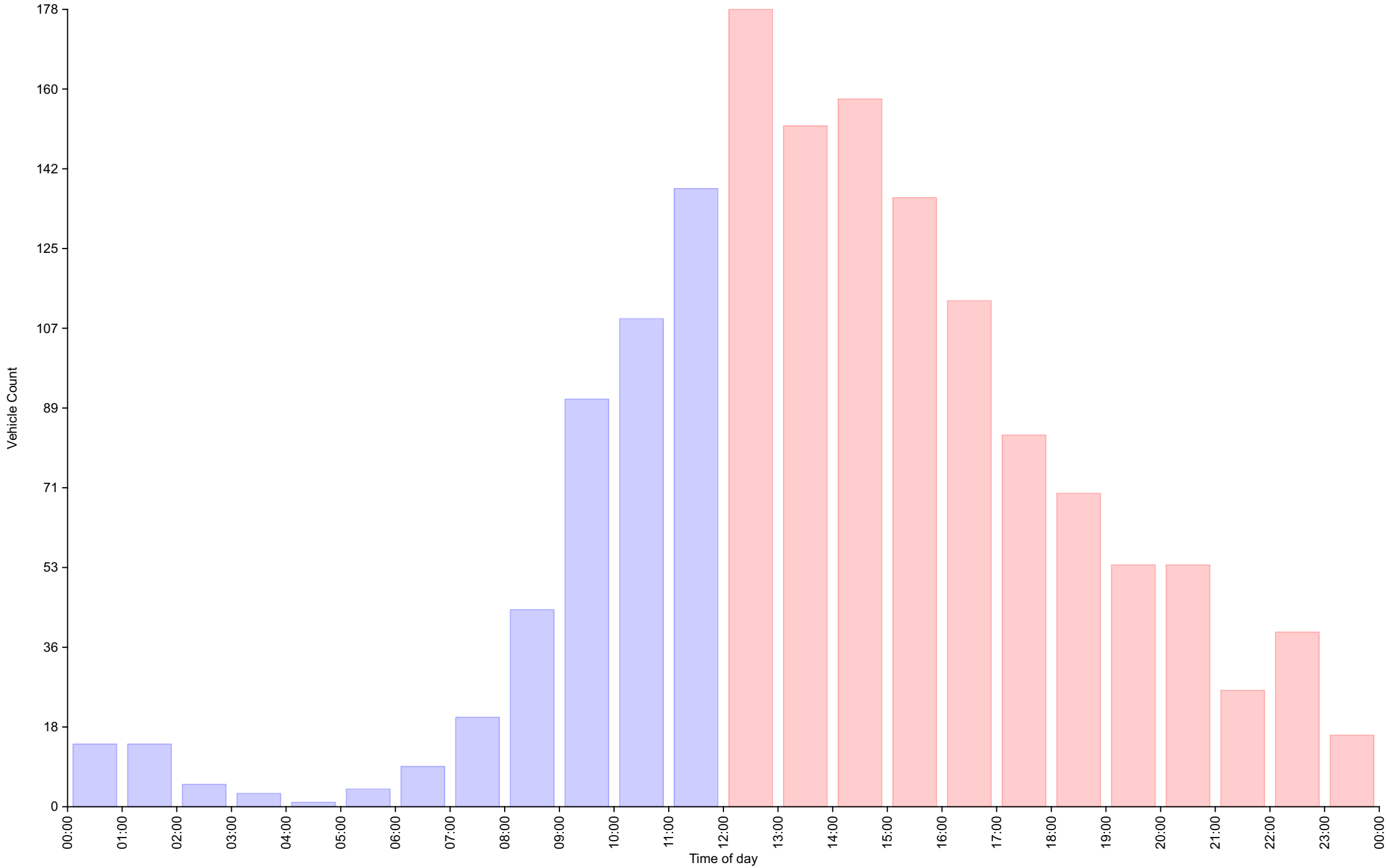
|          | <15   | 15<br>20 | 20<br>25 | 25<br>30  | 30<br>35      | 35<br>40   | 40<br>45  | 45<br>50  | 50<br>55 | 55<br>60 | 60<br>65 | 65<br>70 | >70   | Total      | 85th<br>Percentile |
|----------|-------|----------|----------|-----------|---------------|------------|-----------|-----------|----------|----------|----------|----------|-------|------------|--------------------|
| 00:00    | 0     | 0        | 0        | 5         | 5             | 1          | 2         | 1         | 0        | 0        | 0        | 0        | 0     | 14         | 40.4               |
| 01:00    | 0     | 0        | 0        | 3         | 4             | 4          | 3         | 0         | 0        | 0        | 0        | 0        | 0     | 14         | 39.9               |
| 02:00    | 0     | 0        | 0        | 2         | 0             | 2          | 0         | 1         | 0        | 0        | 0        | 0        | 0     | 5          | 39.8               |
| 03:00    | 0     | 0        | 0        | 1         | 0             | 1          | 1         | 0         | 0        | 0        | 0        | 0        | 0     | 3          | 41.2               |
| 04:00    | 0     | 0        | 0        | 0         | 0             | 1          | 0         | 0         | 0        | 0        | 0        | 0        | 0     | 1          | 34.9               |
| 05:00    | 0     | 0        | 0        | 1         | 0             | 1          | 2         | 0         | 0        | 0        | 0        | 0        | 0     | 4          | 41.8               |
| 06:00    | 0     | 0        | 1        | 0         | 1             | 1          | 4         | 0         | 1        | <b>1</b> | 0        | 0        | 0     | 9          | <b>47.9</b>        |
| 07:00    | 0     | 0        | 0        | 1         | 7             | 7          | 4         | 1         | 0        | 0        | 0        | 0        | 0     | 20         | 40.5               |
| 08:00    | 0     | 0        | 1        | 5         | 12            | 12         | 11        | 3         | 0        | 0        | 0        | 0        | 0     | 44         | 43.1               |
| 09:00    | 0     | 0        | 0        | 15        | 23            | 26         | 17        | <b>10</b> | 0        | 0        | 0        | 0        | 0     | 91         | 42.5               |
| 10:00    | 0     | <b>2</b> | <b>7</b> | 16        | 24            | 32         | <b>25</b> | 3         | 0        | 0        | 0        | 0        | 0     | 109        | 40.5               |
| 11:00    | 0     | 0        | 4        | <b>35</b> | <b>40</b>     | <b>33</b>  | 19        | 4         | <b>3</b> | 0        | 0        | 0        | 0     | <b>138</b> | 40.2               |
| 12:00    | 0     | 0        | 0        | <b>26</b> | <b>63</b>     | <b>62</b>  | 22        | 4         | 1        | 0        | 0        | 0        | 0     | <b>178</b> | 39.0               |
| 13:00    | 0     | 0        | 1        | 21        | 42            | 51         | 24        | <b>11</b> | <b>2</b> | 0        | 0        | 0        | 0     | 152        | 41.8               |
| 14:00    | 0     | 0        | <b>4</b> | 25        | 44            | 46         | <b>35</b> | 4         | 0        | 0        | 0        | 0        | 0     | 158        | 40.8               |
| 15:00    | 0     | <b>1</b> | 3        | 19        | 44            | 37         | 28        | 3         | 1        | 0        | 0        | 0        | 0     | 136        | 40.3               |
| 16:00    | 0     | 1        | 2        | 23        | 46            | 25         | 16        | 0         | 0        | 0        | 0        | 0        | 0     | 113        | 38.7               |
| 17:00    | 0     | 1        | 0        | 16        | 33            | 22         | 8         | 3         | 0        | 0        | 0        | 0        | 0     | 83         | 38.6               |
| 18:00    | 0     | 0        | 0        | 16        | 25            | 19         | 10        | 0         | 0        | 0        | 0        | 0        | 0     | 70         | 38.9               |
| 19:00    | 0     | 0        | 2        | 10        | 24            | 14         | 4         | 0         | 0        | 0        | 0        | 0        | 0     | 54         | 37.5               |
| 20:00    | 0     | 0        | 0        | 14        | 17            | 18         | 5         | 0         | 0        | 0        | 0        | 0        | 0     | 54         | 37.7               |
| 21:00    | 0     | 0        | 2        | 4         | 5             | 10         | 2         | 3         | 0        | 0        | 0        | 0        | 0     | 26         | <b>41.1</b>        |
| 22:00    | 0     | 0        | 2        | 2         | 15            | 9          | 8         | 2         | 1        | 0        | 0        | 0        | 0     | 39         | 40.8               |
| 23:00    | 0     | 0        | 0        | 2         | 7             | 7          | 0         | 0         | 0        | 0        | 0        | 0        | 0     | 16         | 36.3               |
| AM Total | 0     | 2        | 13       | 84        | 116           | <b>121</b> | 88        | 23        | 4        | 1        | 0        | 0        | 0     |            |                    |
| PM Total | 0     | 3        | 16       | 178       | <b>365</b>    | 320        | 162       | 30        | 5        | 0        | 0        | 0        | 0     |            |                    |
| Total    | 0     | 5        | 29       | 262       | <b>481</b>    | 441        | 250       | 53        | 9        | 1        | 0        | 0        | 0     |            |                    |
| Percent  | 0.00% | 0.33%    | 1.89%    | 17.11%    | <b>31.42%</b> | 28.80%     | 16.33%    | 3.46%     | 0.59%    | 0.07%    | 0.00%    | 0.00%    | 0.00% |            |                    |

Total Vehicles : 1531  
 30th Percentile : 30.8 MPH  
 50th Percentile : 33.9 MPH  
 85th Percentile : 40.3 MPH  
 95th Percentile : 43.5 MPH  
 Average Speed : 34.6 MPH  
 Highest Speed : 54.6 MPH

# Vehicle Counts By Hour

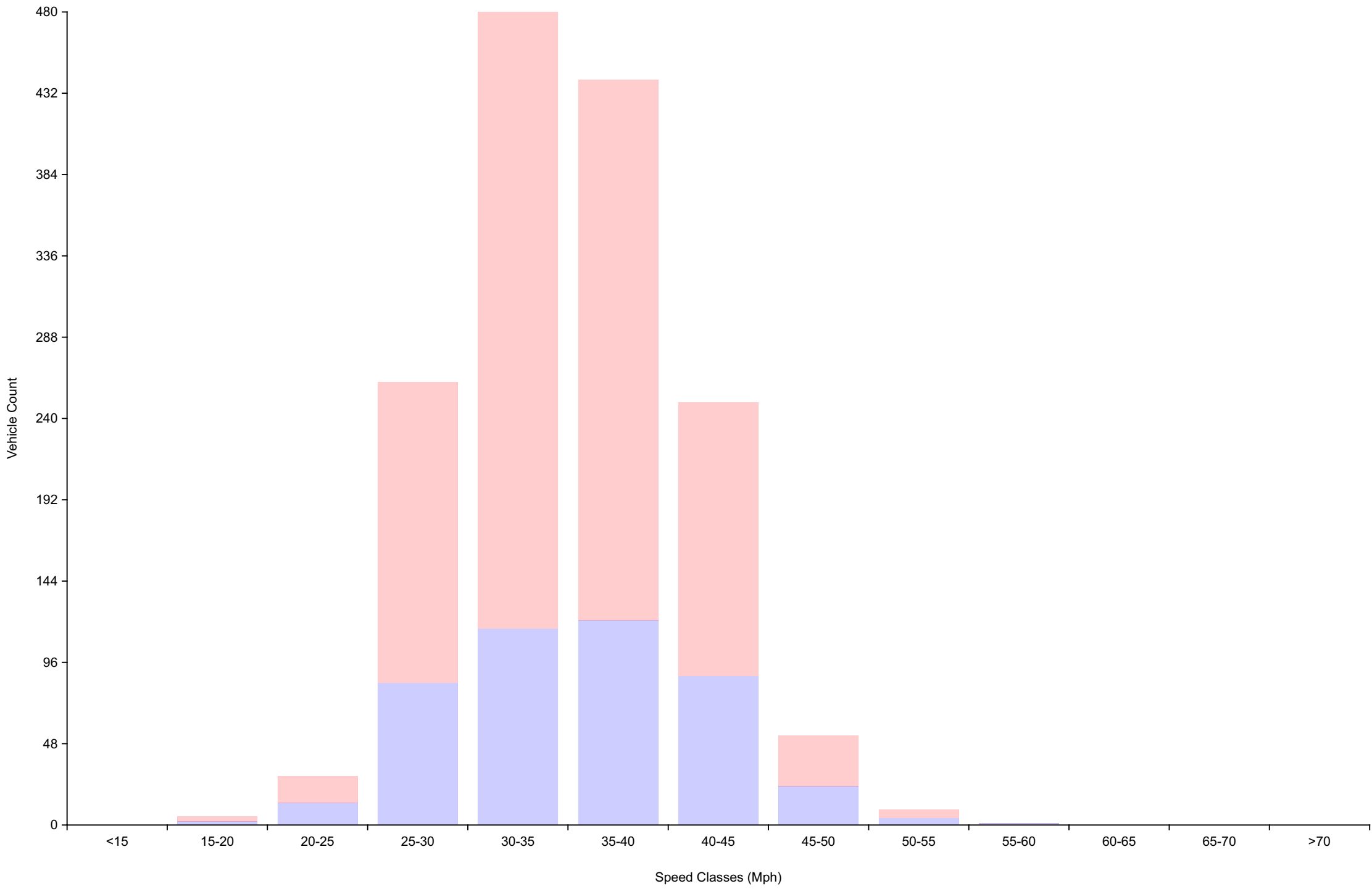
## Daily Overview for Sat Oct 28 2023

(60 Minute Resolution)



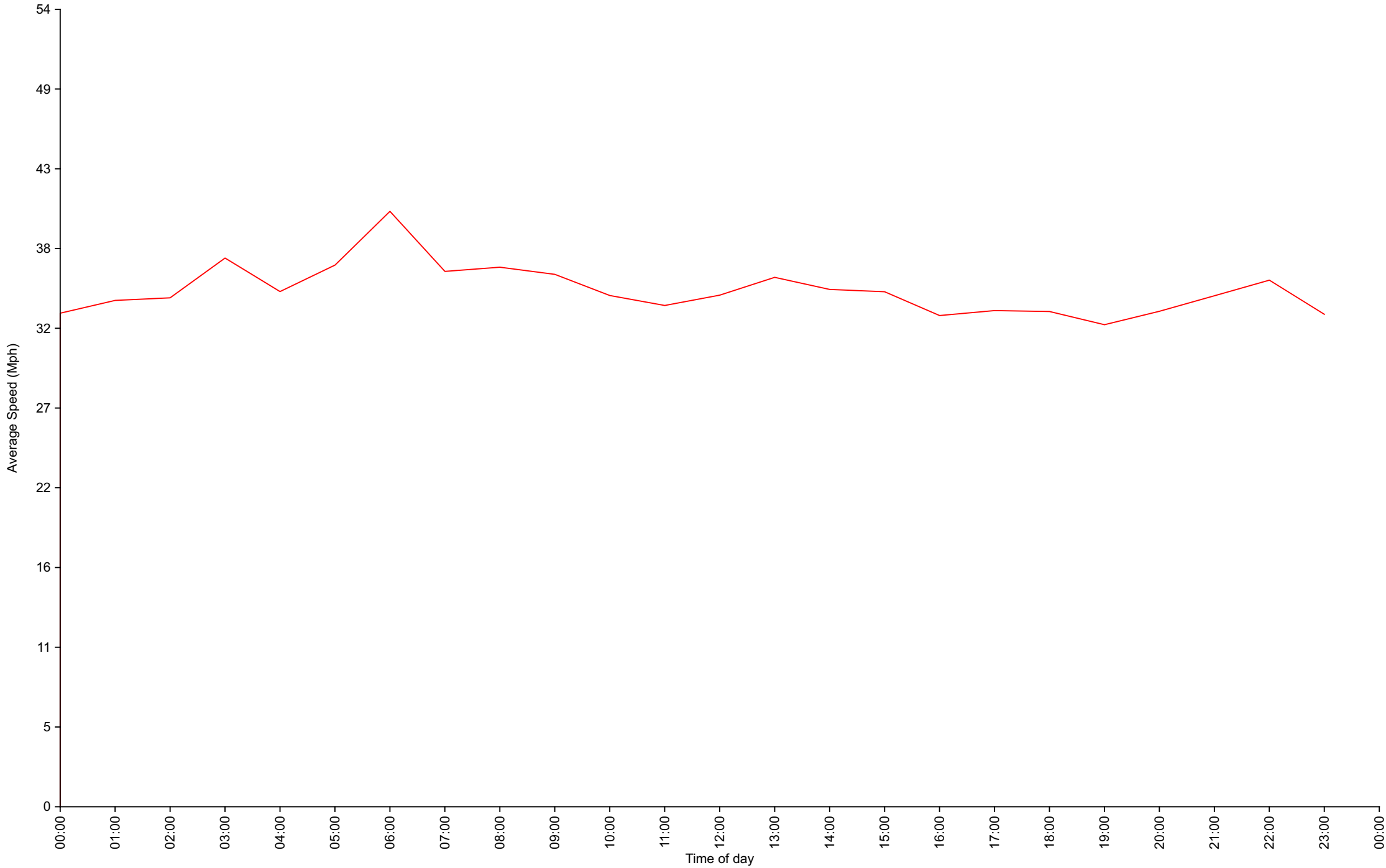
# Vehicle Counts By Speed Class

## Daily Overview for Sat Oct 28 2023



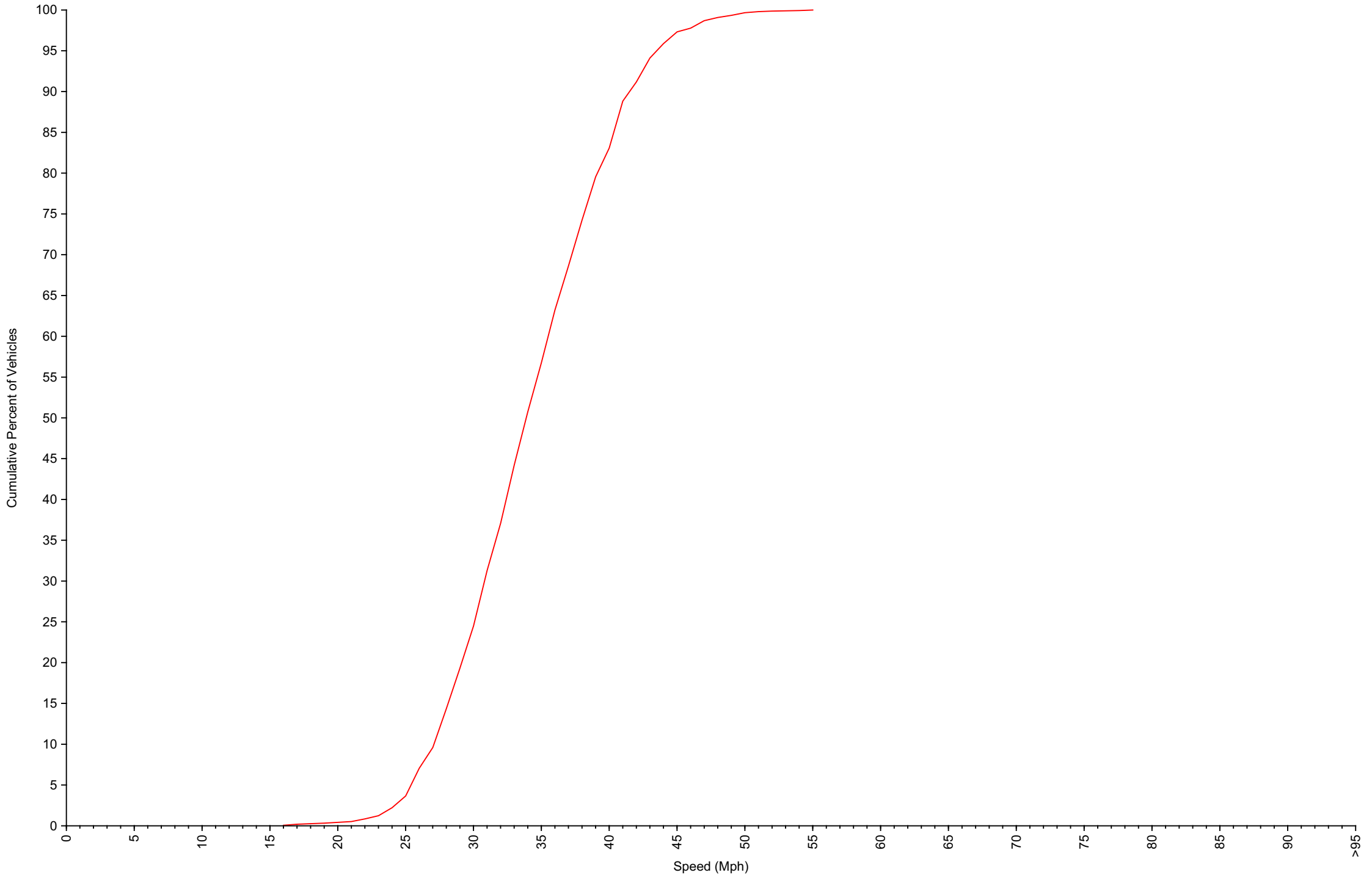


Average Speed By Hour  
Daily Overview for Sat Oct 28 2023  
(60 Minute Resolution)



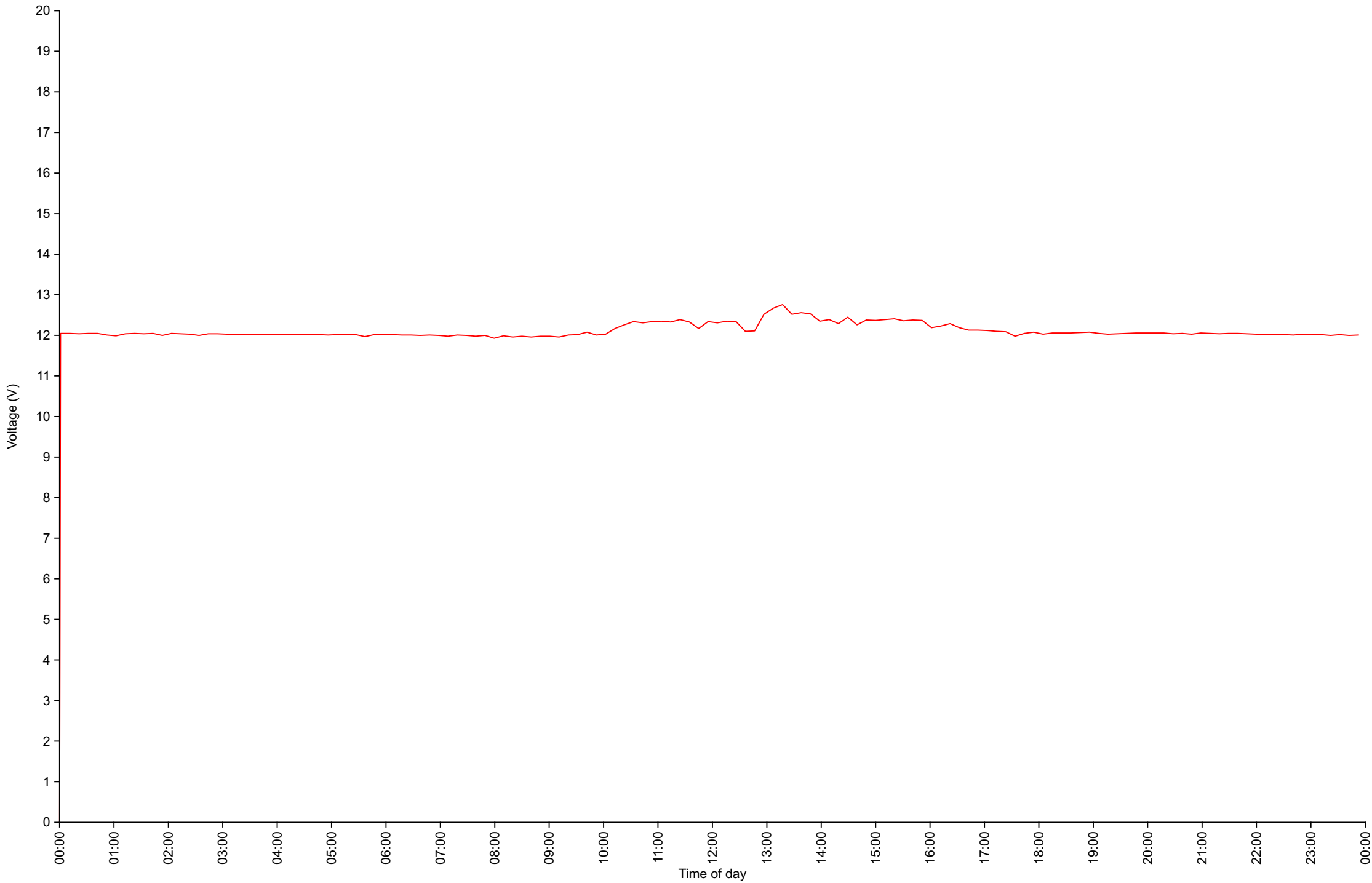
# Cumulative Speed Distribution Curve

## Daily Overview for Sat Oct 28 2023



# Voltage

## Daily Overview for Sat Oct 28 2023



# Traffic Report

Daily Overview for Sun Oct 29 2023

Vehicle Speed Classes (Mph)

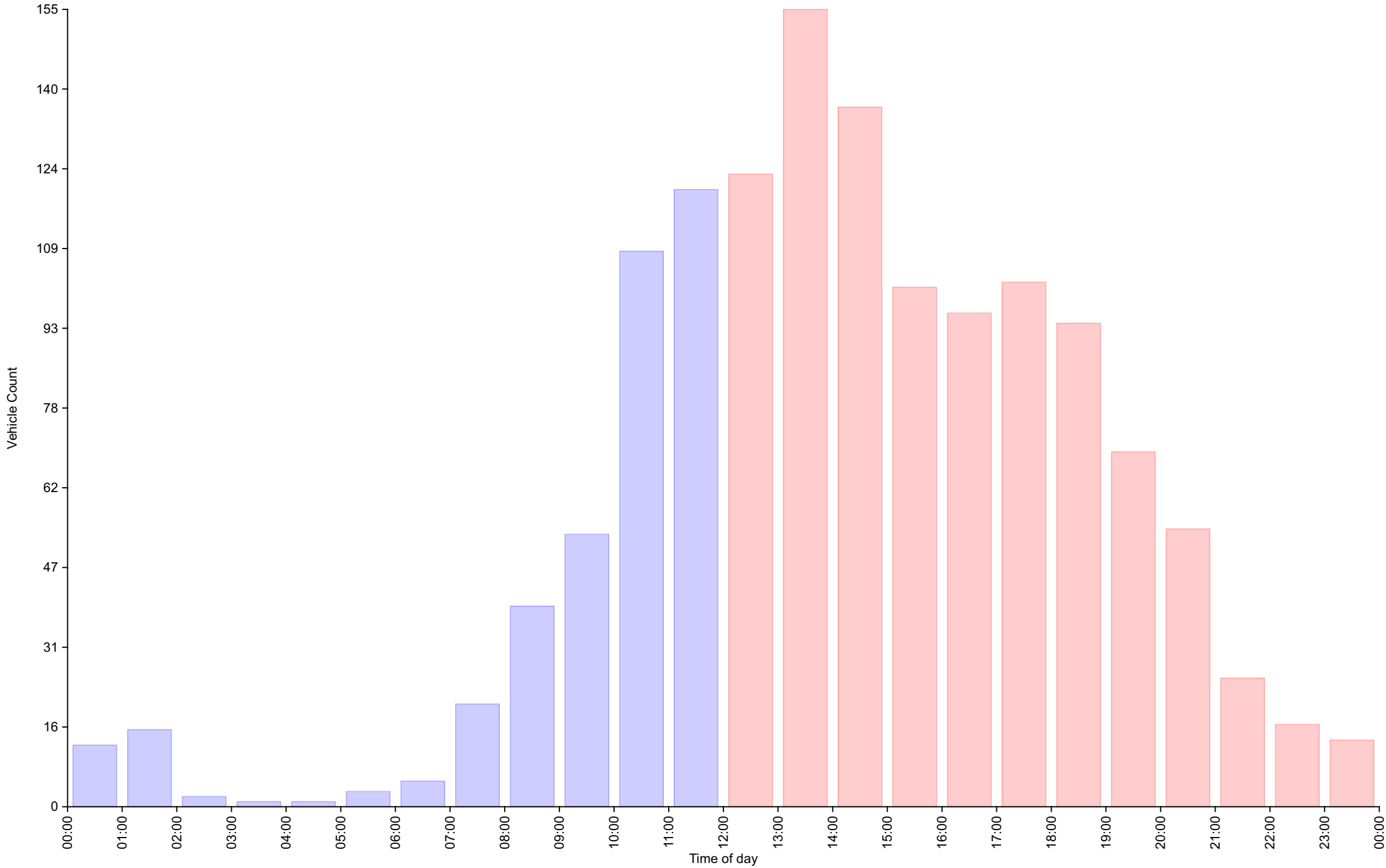
|          | <15   | 15<br>20 | 20<br>25 | 25<br>30  | 30<br>35      | 35<br>40   | 40<br>45  | 45<br>50 | 50<br>55 | 55<br>60 | 60<br>65 | 65<br>70 | >70   | Total      | 85th<br>Percentile |
|----------|-------|----------|----------|-----------|---------------|------------|-----------|----------|----------|----------|----------|----------|-------|------------|--------------------|
| 00:00    | 0     | 0        | 0        | 2         | 3             | 4          | 3         | 0        | 0        | 0        | 0        | 0        | 0     | 12         | 39.6               |
| 01:00    | 0     | 0        | 0        | 2         | 5             | 3          | 3         | 1        | 1        | 0        | 0        | 0        | 0     | 15         | 43.8               |
| 02:00    | 0     | 0        | 0        | 0         | 1             | 0          | 1         | 0        | 0        | 0        | 0        | 0        | 0     | 2          | 38.6               |
| 03:00    | 0     | 0        | 0        | 0         | 1             | 0          | 0         | 0        | 0        | 0        | 0        | 0        | 0     | 1          | 33.0               |
| 04:00    | 0     | 0        | 0        | 1         | 0             | 0          | 0         | 0        | 0        | 0        | 0        | 0        | 0     | 1          | 27.7               |
| 05:00    | 0     | 0        | 0        | 1         | 1             | 1          | 0         | 0        | 0        | 0        | 0        | 0        | 0     | 3          | 33.9               |
| 06:00    | 0     | 0        | 0        | 2         | 0             | 1          | 1         | 0        | 1        | 0        | 0        | 0        | 0     | 5          | <b>44.8</b>        |
| 07:00    | 0     | 0        | 0        | 4         | 3             | 9          | 1         | 1        | 1        | <b>1</b> | 0        | 0        | 0     | 20         | 43.0               |
| 08:00    | 0     | 0        | 0        | 5         | 7             | 13         | 8         | 3        | 2        | 1        | 0        | 0        | 0     | 39         | 42.2               |
| 09:00    | 0     | 0        | 0        | 2         | 22            | 14         | 8         | 3        | <b>4</b> | 0        | 0        | 0        | 0     | 53         | 43.5               |
| 10:00    | 0     | <b>3</b> | <b>1</b> | 18        | 25            | <b>40</b>  | 15        | <b>4</b> | 2        | 0        | 0        | 0        | 0     | 108        | 41.2               |
| 11:00    | 0     | 0        | 1        | <b>20</b> | <b>41</b>     | 39         | <b>17</b> | 2        | 0        | 0        | 0        | 0        | 0     | <b>120</b> | 39.3               |
| 12:00    | 0     | 0        | 2        | 20        | 36            | 46         | 19        | 0        | 0        | 0        | 0        | 0        | 0     | 123        | 39.1               |
| 13:00    | 0     | 0        | <b>4</b> | <b>29</b> | <b>53</b>     | <b>48</b>  | 18        | 3        | 0        | 0        | 0        | 0        | 0     | <b>155</b> | 38.3               |
| 14:00    | 0     | 0        | 1        | 17        | 40            | 44         | <b>27</b> | 5        | <b>2</b> | 0        | 0        | 0        | 0     | 136        | 40.8               |
| 15:00    | 0     | 0        | 1        | 22        | 38            | 22         | 15        | 2        | 1        | 0        | 0        | 0        | 0     | 101        | 39.6               |
| 16:00    | 0     | 0        | 2        | 11        | 32            | 31         | 18        | 2        | 0        | 0        | 0        | 0        | 0     | 96         | 39.8               |
| 17:00    | 0     | 0        | 1        | 19        | 28            | 28         | 19        | 5        | 2        | 0        | 0        | 0        | 0     | 102        | 41.2               |
| 18:00    | 0     | 0        | 0        | 22        | 36            | 22         | 7         | <b>6</b> | 1        | 0        | 0        | 0        | 0     | 94         | 39.0               |
| 19:00    | 0     | 0        | 1        | 23        | 13            | 22         | 9         | 1        | 0        | 0        | 0        | 0        | 0     | 69         | 38.8               |
| 20:00    | 0     | 0        | 1        | 10        | 15            | 19         | 5         | 2        | 1        | 0        | 0        | <b>1</b> | 0     | 54         | 39.9               |
| 21:00    | 0     | 0        | 0        | 5         | 11            | 8          | 1         | 0        | 0        | 0        | 0        | 0        | 0     | 25         | 37.6               |
| 22:00    | 0     | 0        | 1        | 3         | 7             | 3          | 1         | 1        | 0        | 0        | 0        | 0        | 0     | 16         | 38.6               |
| 23:00    | 0     | 0        | 0        | 2         | 3             | 2          | 5         | 0        | 1        | 0        | 0        | 0        | 0     | 13         | <b>43.0</b>        |
| AM Total | 0     | 3        | 2        | 57        | 109           | <b>124</b> | 57        | 14       | 11       | 2        | 0        | 0        | 0     |            |                    |
| PM Total | 0     | 0        | 14       | 183       | <b>312</b>    | 295        | 144       | 27       | 8        | 0        | 0        | 1        | 0     |            |                    |
| Total    | 0     | 3        | 16       | 240       | <b>421</b>    | 419        | 201       | 41       | 19       | 2        | 0        | 1        | 0     |            |                    |
| Percent  | 0.00% | 0.22%    | 1.17%    | 17.61%    | <b>30.89%</b> | 30.74%     | 14.75%    | 3.01%    | 1.39%    | 0.15%    | 0.00%    | 0.07%    | 0.00% |            |                    |

Total Vehicles : 1363  
 30th Percentile : 31.0 MPH  
 50th Percentile : 34.0 MPH  
 85th Percentile : 40.2 MPH  
 95th Percentile : 43.7 MPH  
 Average Speed : 34.8 MPH  
 Highest Speed : 69.2 MPH

# Vehicle Counts By Hour

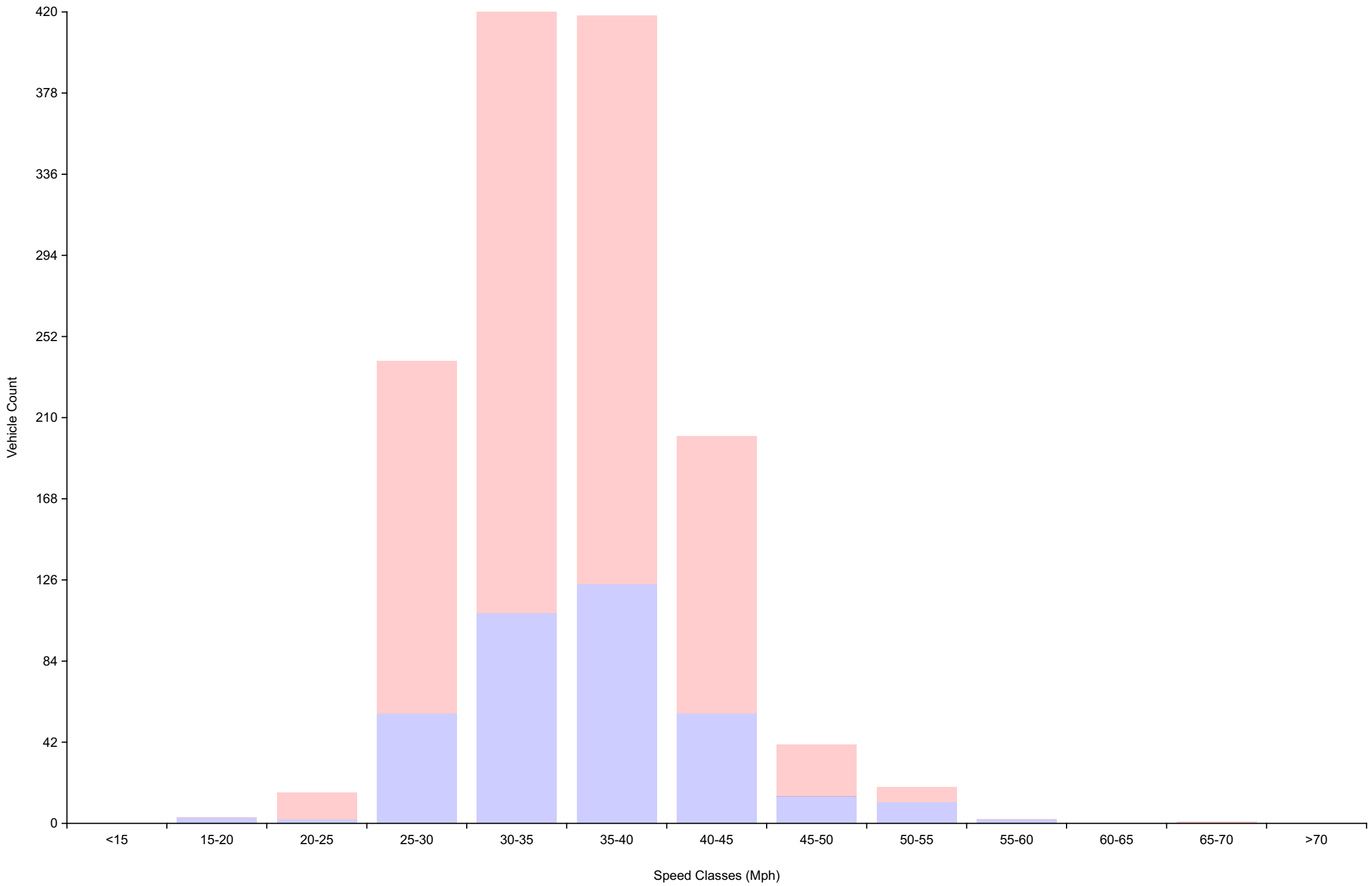
## Daily Overview for Sun Oct 29 2023

(60 Minute Resolution)



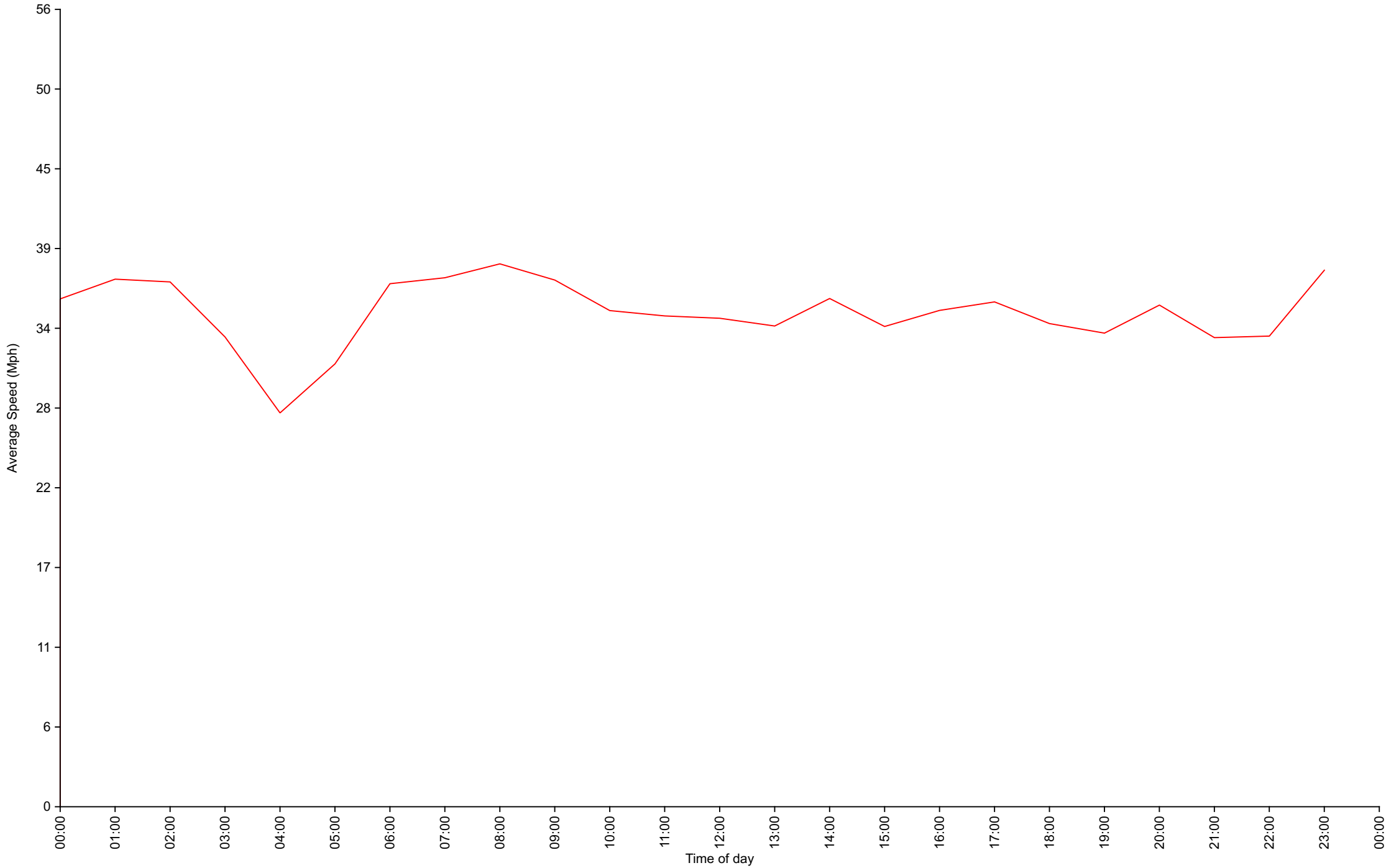
# Vehicle Counts By Speed Class

## Daily Overview for Sun Oct 29 2023



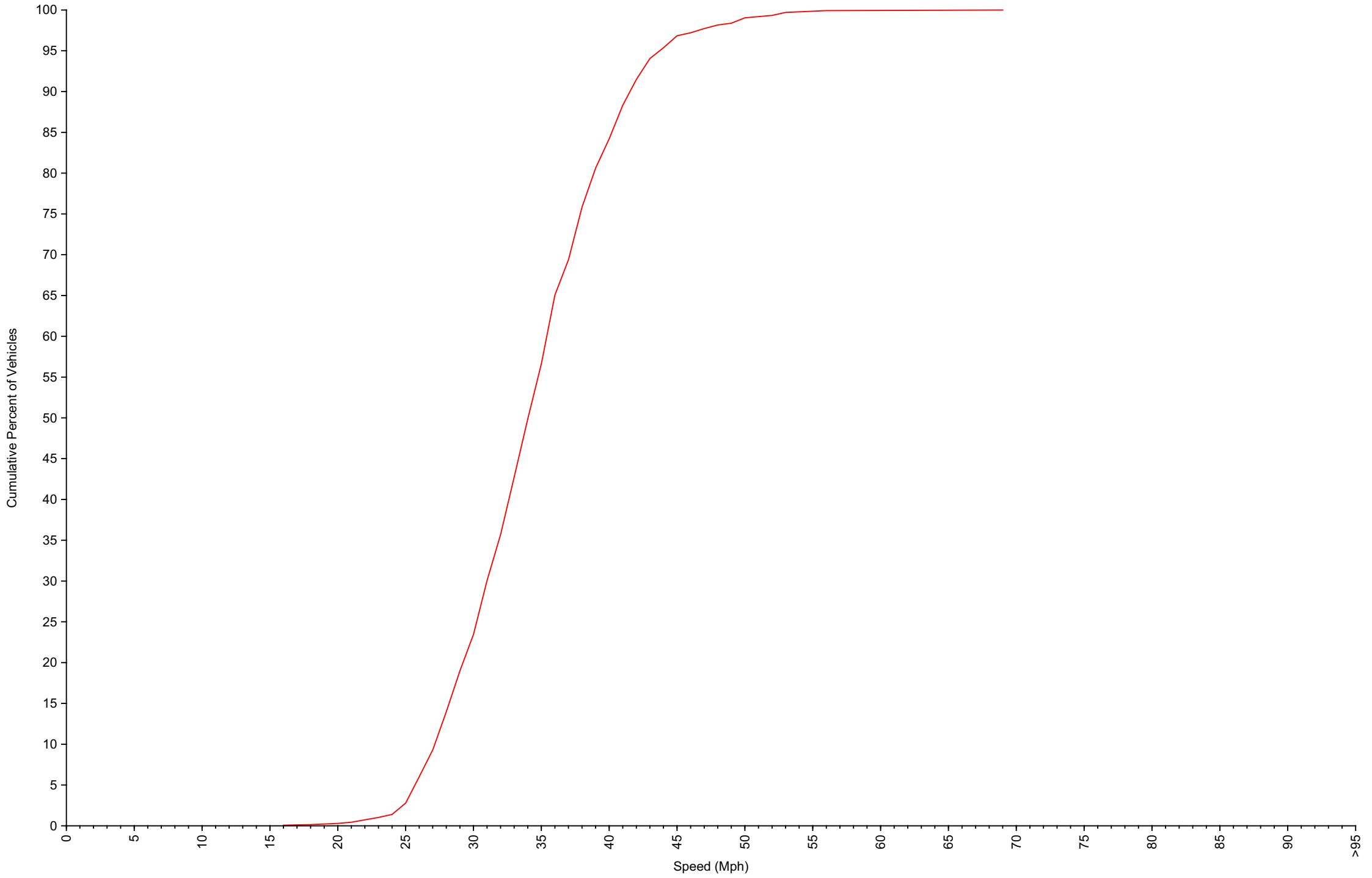
# Average Speed By Hour

Daily Overview for Sun Oct 29 2023  
(60 Minute Resolution)



# Cumulative Speed Distribution Curve

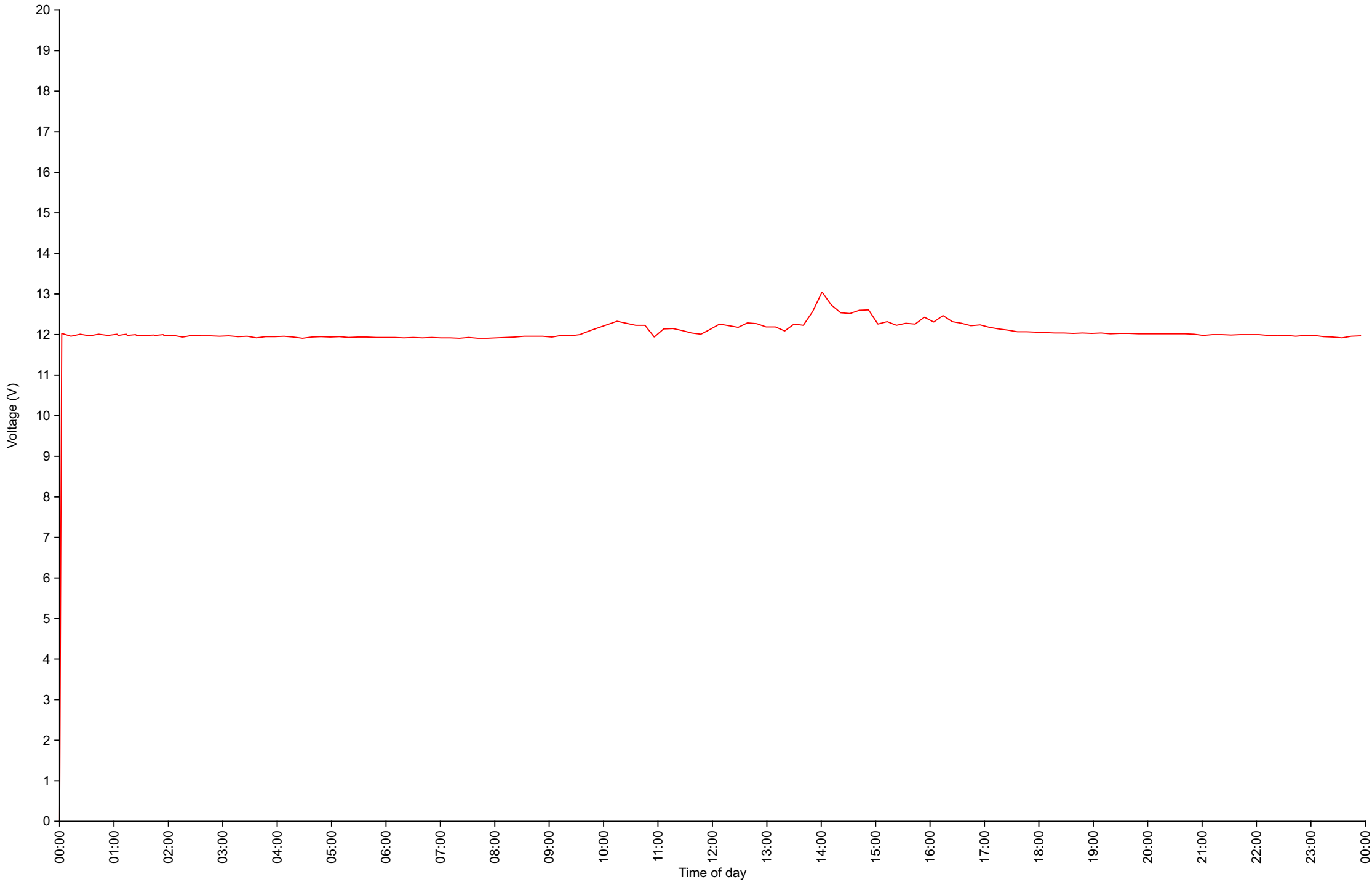
## Daily Overview for Sun Oct 29 2023





# Voltage

## Daily Overview for Sun Oct 29 2023



# Traffic Report

Daily Overview for Mon Oct 30 2023

Vehicle Speed Classes (Mph)

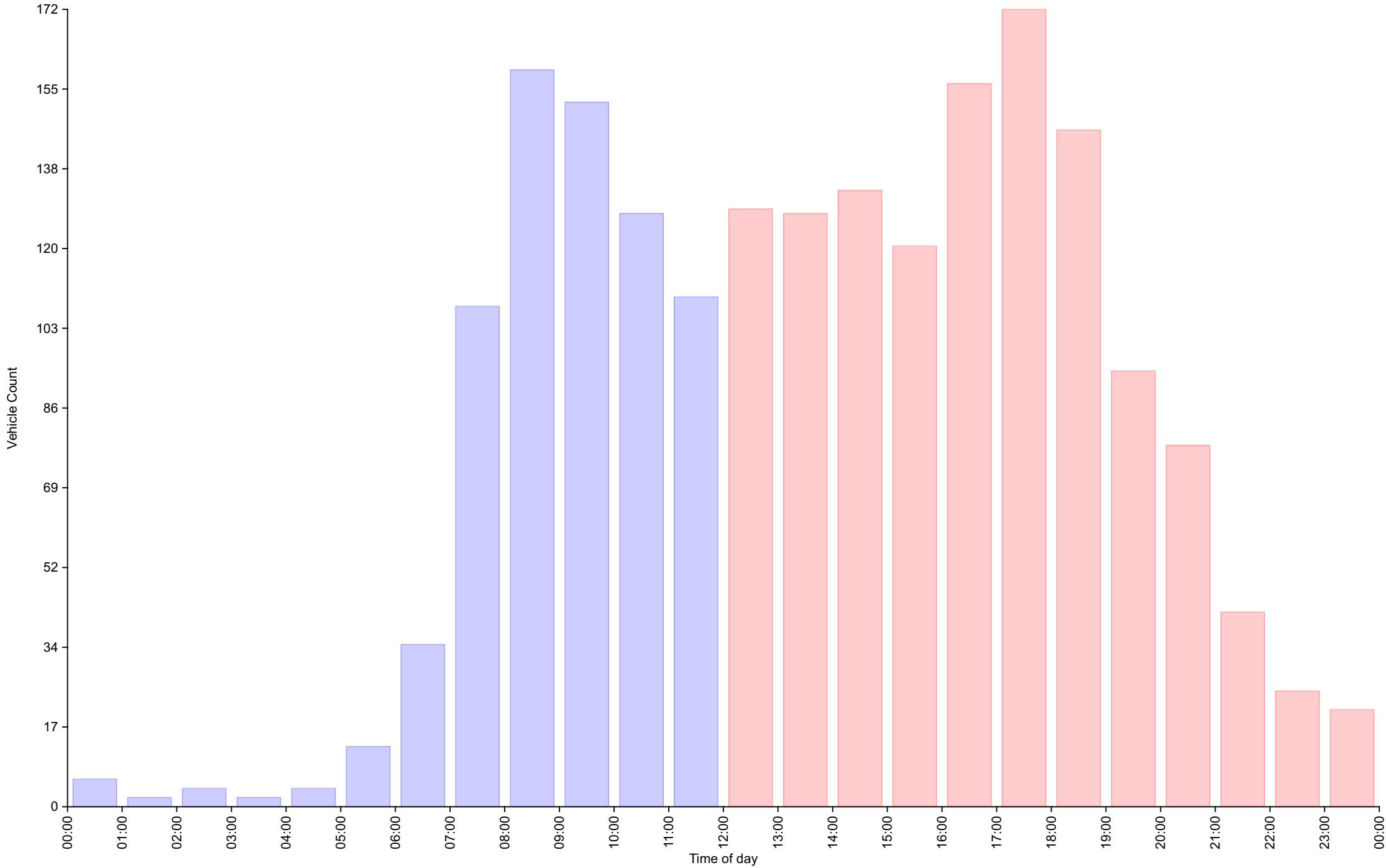
|          | <15      | 15<br>20 | 20<br>25  | 25<br>30  | 30<br>35      | 35<br>40   | 40<br>45  | 45<br>50  | 50<br>55 | 55<br>60 | 60<br>65 | 65<br>70 | >70   | Total      | 85th<br>Percentile |
|----------|----------|----------|-----------|-----------|---------------|------------|-----------|-----------|----------|----------|----------|----------|-------|------------|--------------------|
| 00:00    | 0        | 0        | 0         | 0         | 0             | 4          | 1         | 1         | 0        | 0        | 0        | 0        | 0     | 6          | 41.5               |
| 01:00    | 0        | 0        | 1         | 0         | 1             | 0          | 0         | 0         | 0        | 0        | 0        | 0        | 0     | 2          | 31.0               |
| 02:00    | 0        | 0        | 0         | 0         | 1             | 2          | 1         | 0         | 0        | 0        | 0        | 0        | 0     | 4          | 38.8               |
| 03:00    | <b>1</b> | 0        | 0         | 0         | 0             | 0          | 0         | 1         | 0        | 0        | 0        | 0        | 0     | 2          | 35.7               |
| 04:00    | 0        | 0        | 0         | 0         | 2             | 0          | 2         | 0         | 0        | 0        | 0        | 0        | 0     | 4          | 42.4               |
| 05:00    | 0        | 0        | 0         | 2         | 2             | 4          | 3         | 2         | 0        | 0        | 0        | 0        | 0     | 13         | 42.2               |
| 06:00    | 0        | 0        | 1         | 3         | 3             | 16         | 7         | 4         | 1        | 0        | 0        | 0        | 0     | 35         | <b>43.5</b>        |
| 07:00    | 0        | 0        | 0         | 15        | 31            | 33         | 23        | 5         | 1        | 0        | 0        | 0        | 0     | 108        | 40.5               |
| 08:00    | 0        | 0        | 2         | 16        | <b>46</b>     | 41         | <b>38</b> | <b>14</b> | <b>2</b> | 0        | 0        | 0        | 0     | <b>159</b> | 42.5               |
| 09:00    | 0        | 0        | 2         | <b>29</b> | 45            | <b>54</b>  | 18        | 3         | 1        | 0        | 0        | 0        | 0     | 152        | 38.9               |
| 10:00    | 0        | 0        | 3         | 22        | 46            | 45         | 10        | 2         | 0        | 0        | 0        | 0        | 0     | 128        | 38.1               |
| 11:00    | 0        | <b>3</b> | <b>4</b>  | 23        | 28            | 31         | 18        | 3         | 0        | 0        | 0        | 0        | 0     | 110        | 39.6               |
| 12:00    | 0        | <b>1</b> | 2         | 28        | 39            | 36         | 17        | 3         | <b>3</b> | 0        | 0        | 0        | 0     | 129        | 39.9               |
| 13:00    | 0        | 0        | 2         | 24        | 37            | 37         | <b>24</b> | 3         | 1        | 0        | 0        | 0        | 0     | 128        | 40.4               |
| 14:00    | 0        | 1        | 3         | 27        | 42            | 38         | 18        | 3         | 1        | 0        | 0        | 0        | 0     | 133        | 39.5               |
| 15:00    | 0        | 1        | <b>13</b> | 32        | 28            | 30         | 15        | 2         | 0        | 0        | 0        | 0        | 0     | 121        | 38.8               |
| 16:00    | 0        | 0        | 6         | 33        | 48            | 45         | 20        | <b>4</b>  | 0        | 0        | 0        | 0        | 0     | 156        | 39.1               |
| 17:00    | 0        | 0        | 3         | <b>45</b> | 51            | <b>54</b>  | 16        | 3         | 0        | 0        | 0        | 0        | 0     | <b>172</b> | 38.2               |
| 18:00    | 0        | 0        | 11        | 45        | <b>55</b>     | 27         | 7         | 1         | 0        | 0        | 0        | 0        | 0     | 146        | 36.2               |
| 19:00    | 0        | 0        | 3         | 31        | 30            | 20         | 9         | 1         | 0        | 0        | 0        | 0        | 0     | 94         | 38.0               |
| 20:00    | 0        | 1        | 2         | 10        | 28            | 25         | 7         | 4         | 1        | 0        | 0        | 0        | 0     | 78         | 39.2               |
| 21:00    | 0        | 0        | 0         | 8         | 14            | 9          | 9         | 1         | 1        | 0        | 0        | 0        | 0     | 42         | 40.4               |
| 22:00    | 0        | 0        | 0         | 4         | 11            | 6          | 3         | 1         | 0        | 0        | 0        | 0        | 0     | 25         | 38.4               |
| 23:00    | 0        | 0        | 0         | 4         | 5             | 7          | 3         | 1         | 1        | 0        | 0        | 0        | 0     | 21         | <b>41.9</b>        |
| AM Total | 1        | 3        | 13        | 110       | 205           | <b>230</b> | 121       | 35        | 5        | 0        | 0        | 0        | 0     |            |                    |
| PM Total | 0        | 4        | 45        | 291       | <b>388</b>    | 334        | 148       | 27        | 8        | 0        | 0        | 0        | 0     |            |                    |
| Total    | 1        | 7        | 58        | 401       | <b>593</b>    | 564        | 269       | 62        | 13       | 0        | 0        | 0        | 0     |            |                    |
| Percent  | 0.05%    | 0.36%    | 2.95%     | 20.38%    | <b>30.13%</b> | 28.66%     | 13.67%    | 3.15%     | 0.66%    | 0.00%    | 0.00%    | 0.00%    | 0.00% |            |                    |

Total Vehicles : 1968  
 30th Percentile : 30.2 MPH  
 50th Percentile : 33.4 MPH  
 85th Percentile : 39.7 MPH  
 95th Percentile : 43.0 MPH  
 Average Speed : 34.1 MPH  
 Highest Speed : 54.1 MPH

# Vehicle Counts By Hour

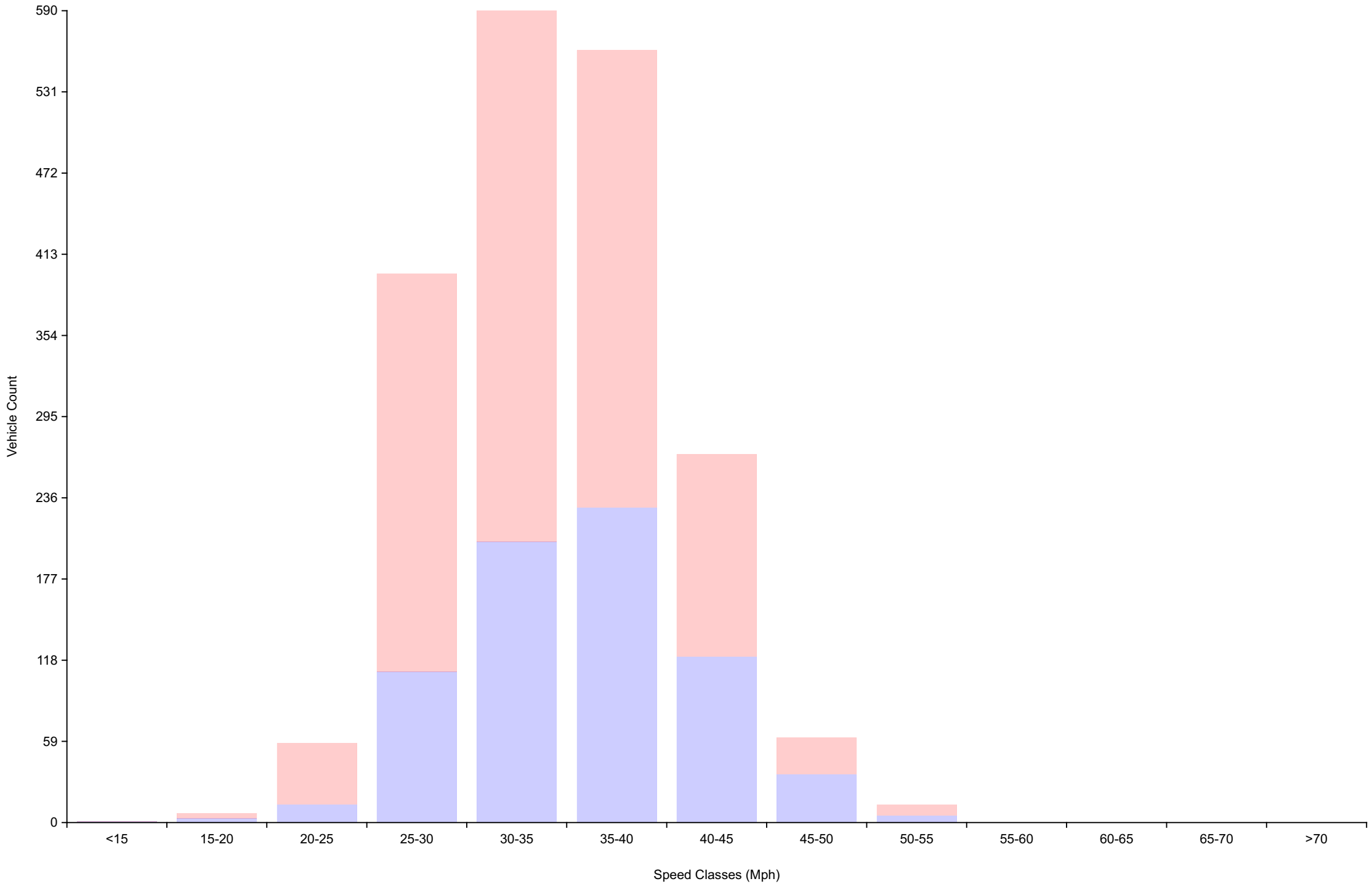
## Daily Overview for Mon Oct 30 2023

(60 Minute Resolution)



# Vehicle Counts By Speed Class

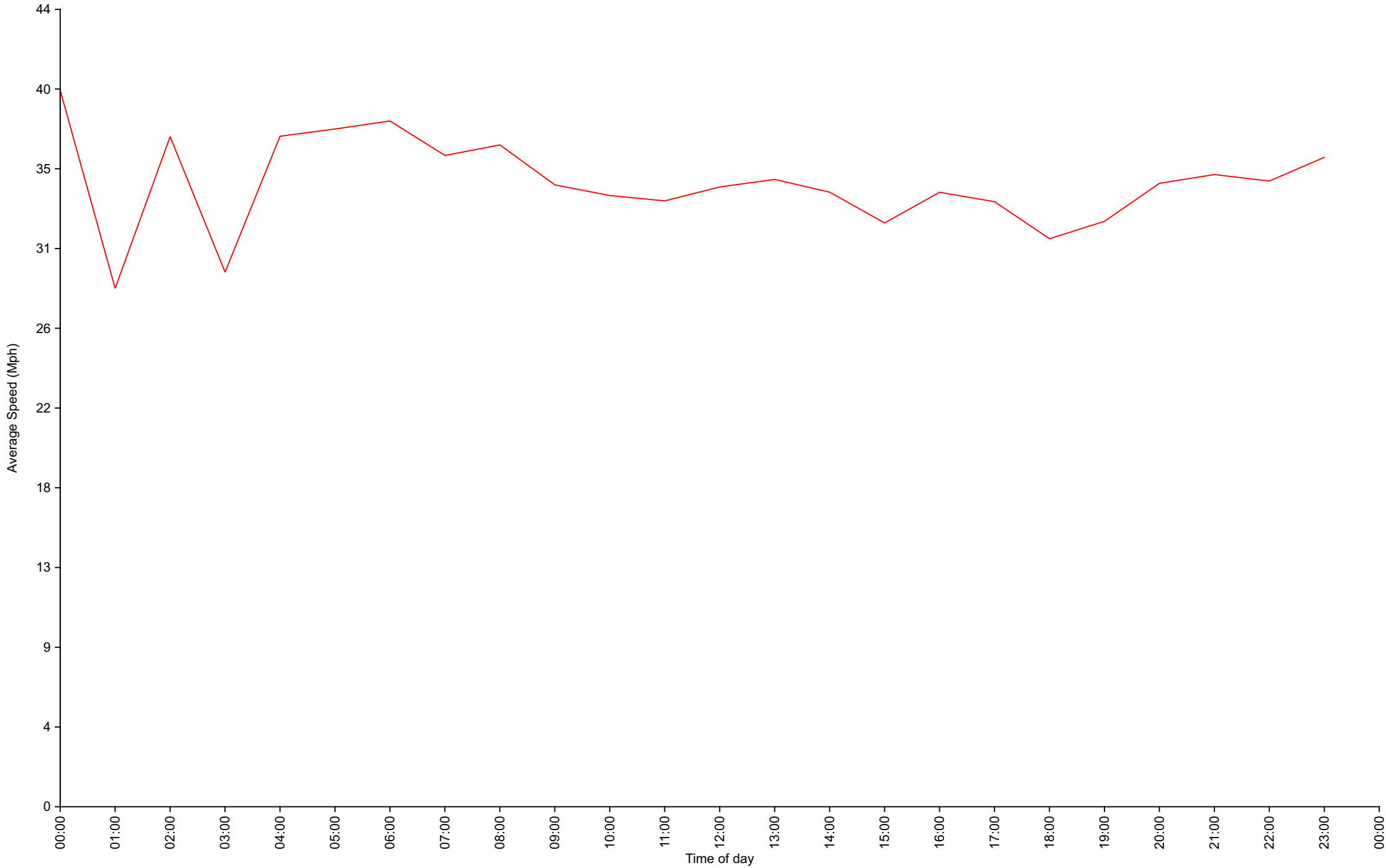
## Daily Overview for Mon Oct 30 2023



# Average Speed By Hour

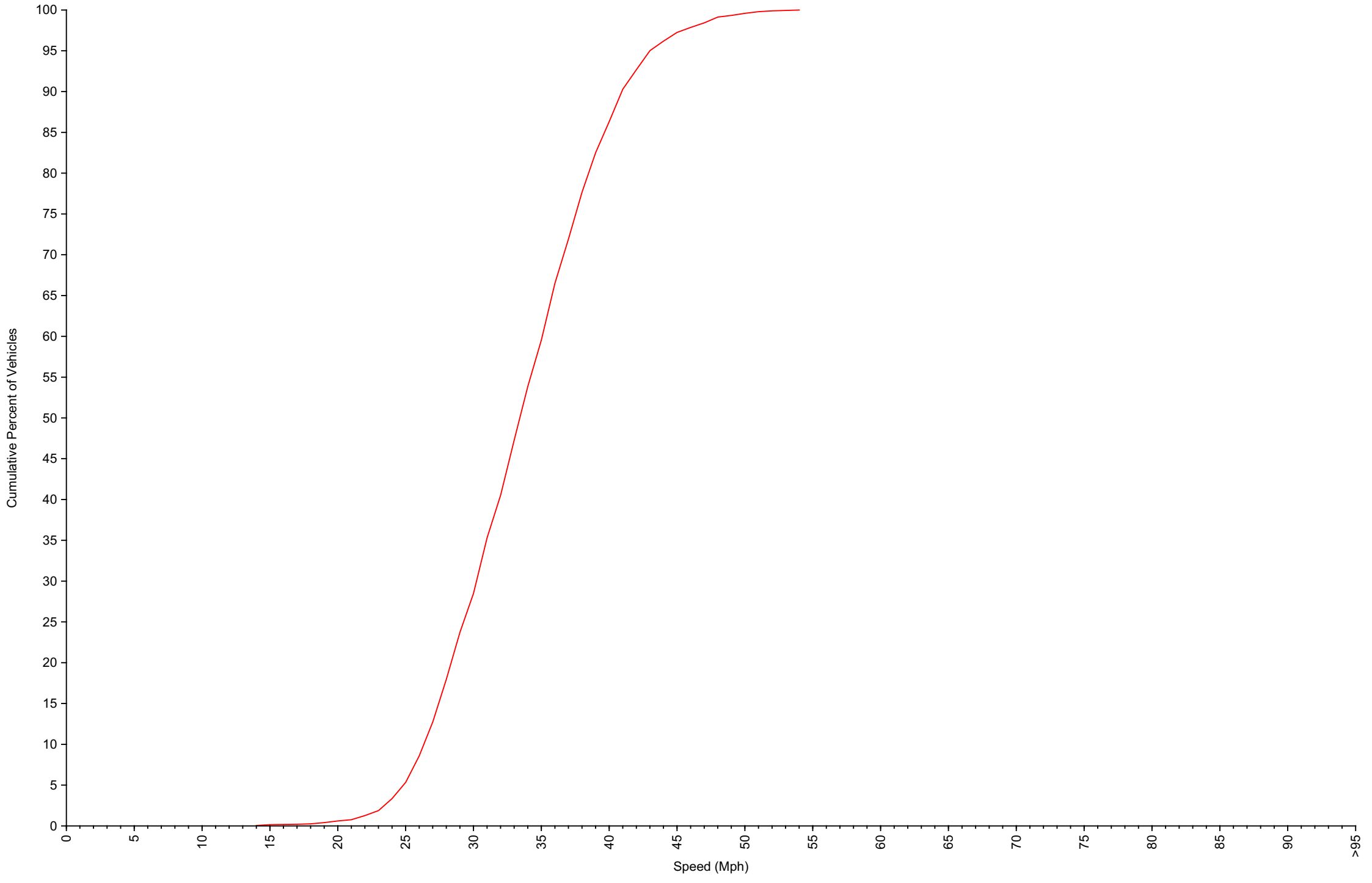
## Daily Overview for Mon Oct 30 2023

(60 Minute Resolution)



# Cumulative Speed Distribution Curve

## Daily Overview for Mon Oct 30 2023



# Voltage

## Daily Overview for Mon Oct 30 2023

